

Appendix F: Proposition 39 K-12 Allocations by Legislative District

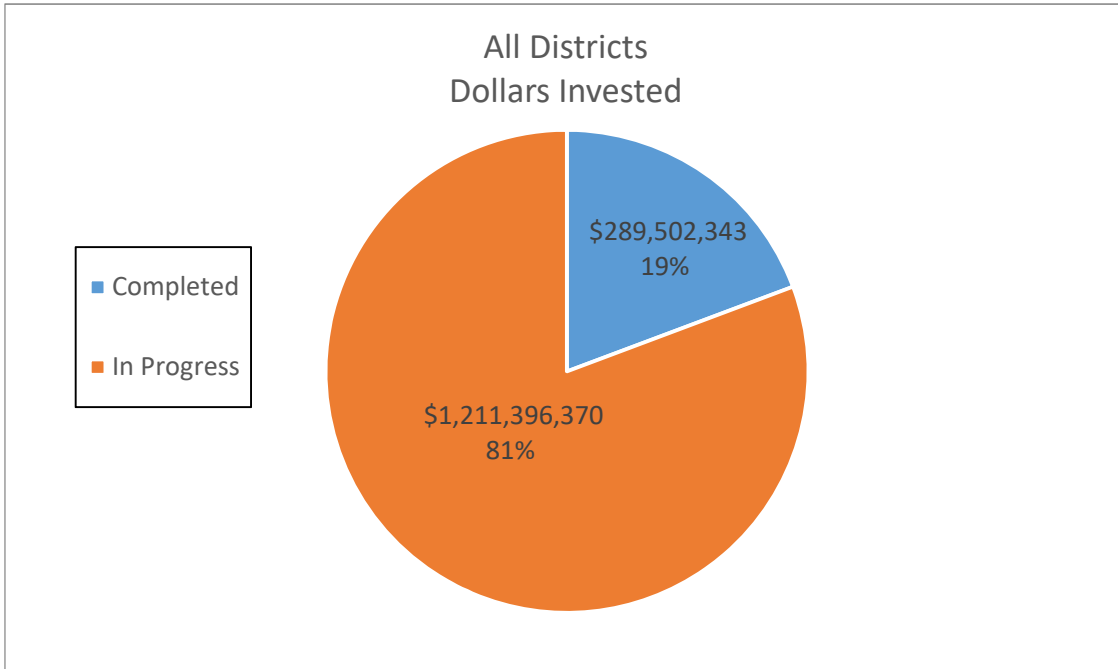
This Appendix contains information on Proposition 39 K-12 allocations and energy savings by legislative district through June 30, 2019. It is based on data collected by the Energy Commission.¹ For each district, the total number of school sites identified in Energy Expenditure Plans is included, as well as the Proposition 39 cost/investment at each site, the annual electric savings, the annual dollar savings, and whether the projects at the school sites are completed or still in-progress. A fifteen-year estimate of electric savings and dollar savings is also included. This information is based on data collected by the Energy Commission

Finally, the appendix highlights similar information for districts with school sites located within disadvantaged communities (DAC), as defined by the CalEnviroScreen 3.0 tool.² This is different than a Proposition 39 disadvantaged Local Educational Agency (LEA) as defined in Senate Bill 73 (Committee on Budget and Fiscal Review, Chapter 29, Statutes of 2013), which identifies a disadvantaged LEA as one that has a ratio of free and reduced-priced meals (FRPM)/average daily attendance (ADA) of 0.75 or greater.

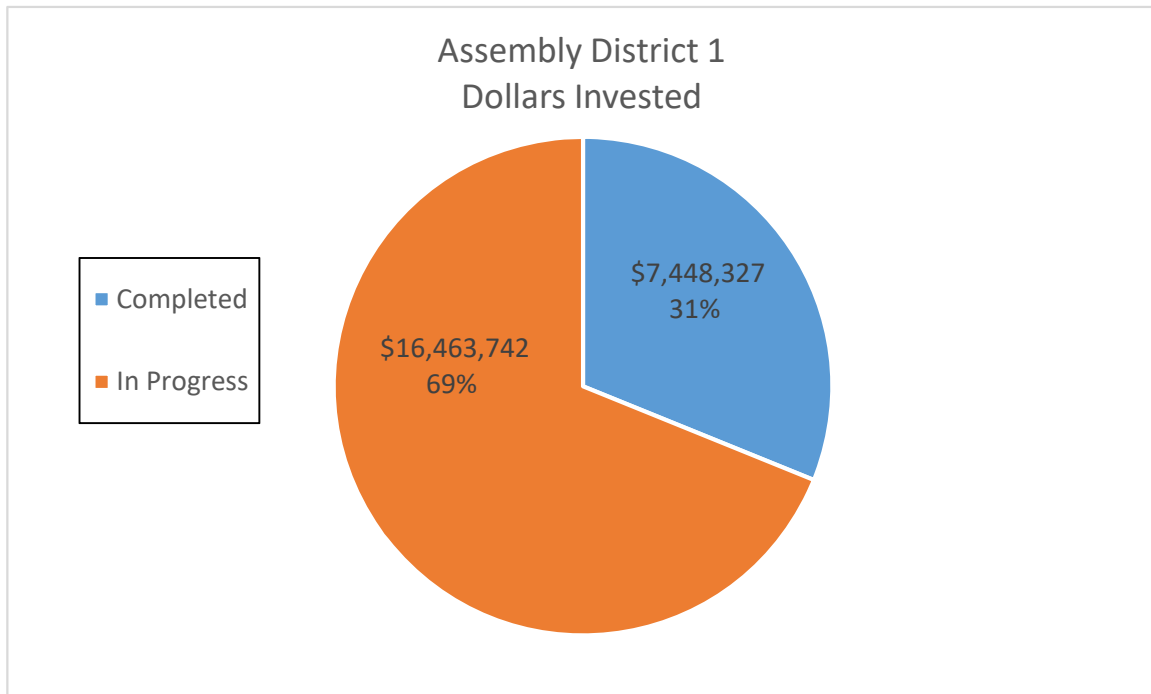
¹ For more information on data, see: <https://www.energy.ca.gov/efficiency/proposition39/data/>

² For more information on CalEnviroScreen, see: <https://oehha.ca.gov/calenviroscreen>

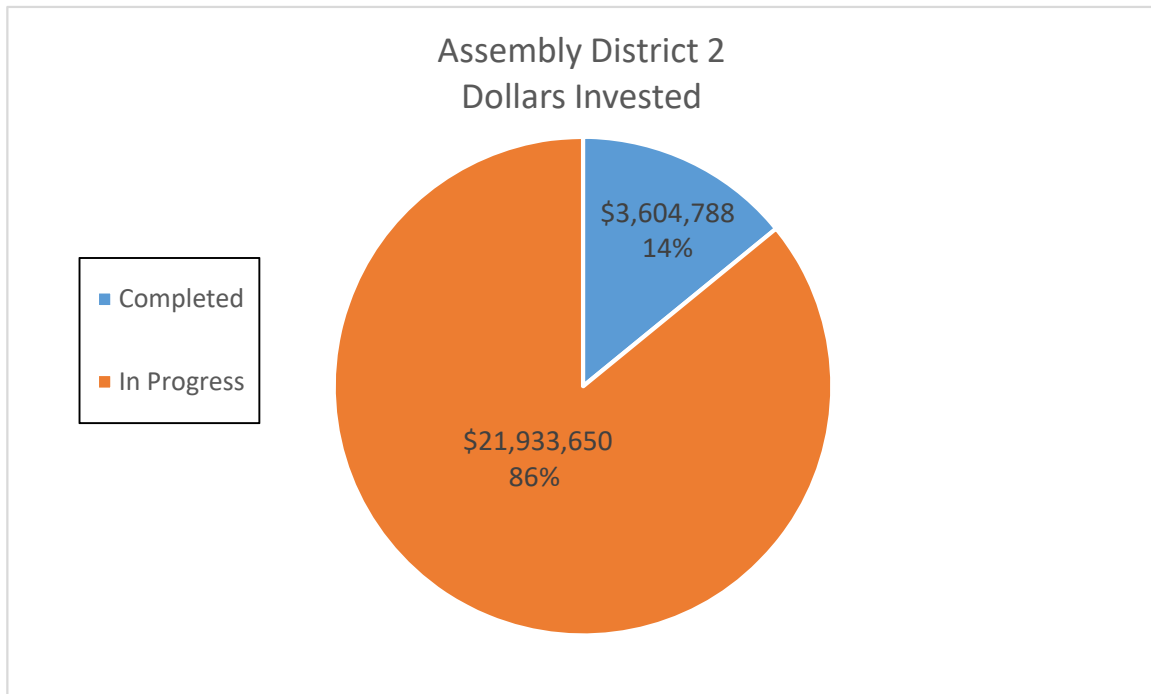
All Districts						
	Number of Sites	Dollars Invested	Annual Electric Savings (kWh)	Annual Dollar Savings	15 Year Electric Savings (kWh)	15 Year Dollar Savings
Completed	1480	\$ 289,502,342.73	117,825,889	\$ 21,650,590.22	1,767,388,335	\$ 324,758,853.32
In Progress	5693	\$ 1,211,396,370.31	442,656,398	\$ 83,503,727.66	6,639,845,970	\$1,252,555,914.96
Grand Total	7173	\$ 1,500,898,713.04	560,482,287	\$105,154,317.89	8,407,234,305.00	\$1,577,314,768.28
DAC	1760	\$ 438,624,499.26	158,780,292	\$ 28,294,463.08	2,381,704,380	\$ 424,416,946.25



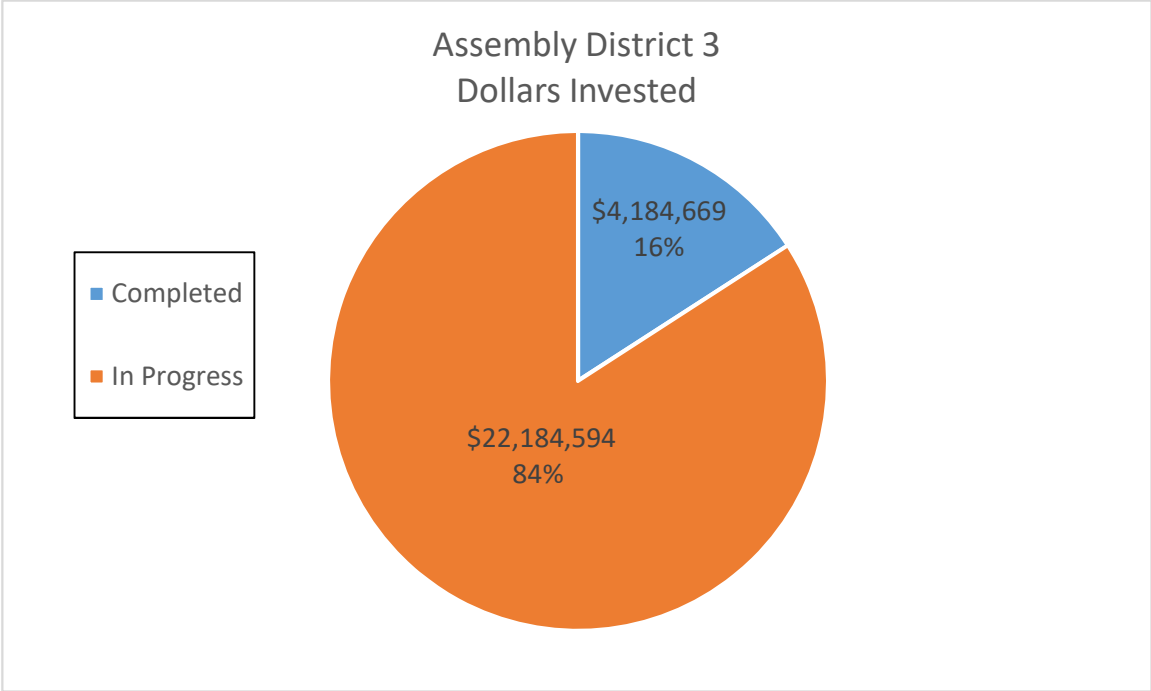
Assembly District 1						
	Number of Sites	Dollars Invested	Annual Electric Savings (kWh)	Annual Dollar Savings	15 Year Electric Savings (kWh)	15 Year Dollar Savings
Completed	63	\$ 7,448,327.23	2,791,106	\$ 533,202.19	41,866,590	\$ 7,998,032.85
In Progress	160	\$16,463,742.23	7,347,188	\$ 1,420,693.55	110,207,820	\$ 21,310,403.25
Grand Total	223	\$23,912,069.46	10,138,294	\$ 1,953,895.74	152,074,410.00	\$ 29,308,436.10



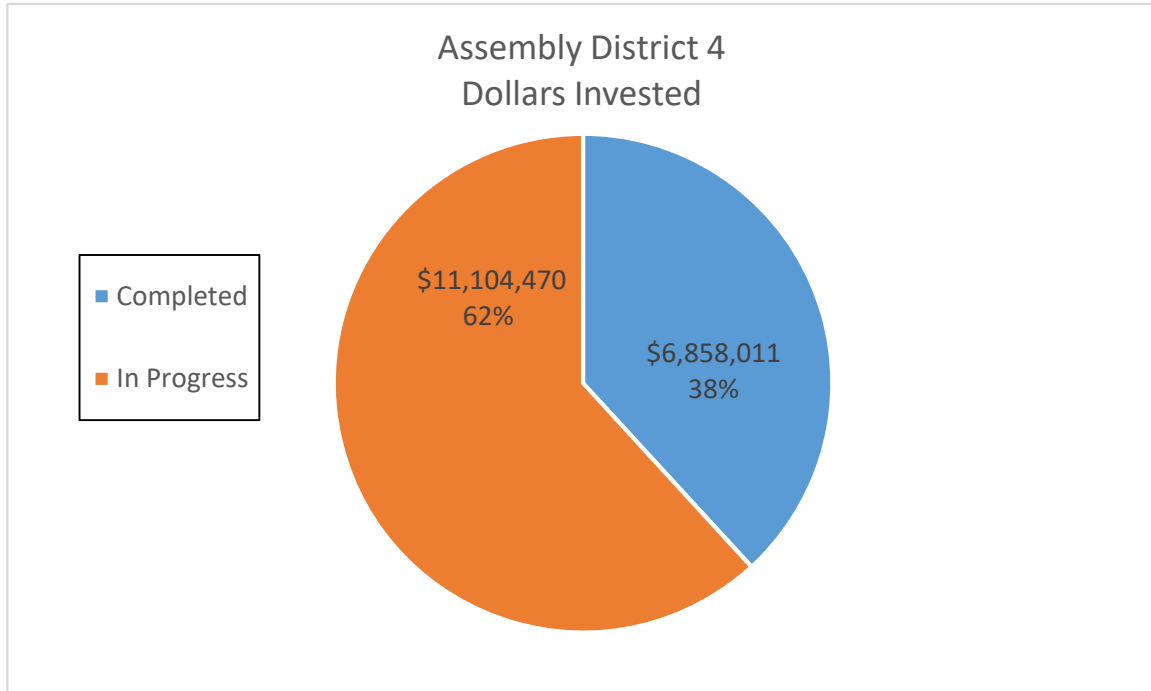
Assembly District 2						
	Number of Sites	Dollars Invested	Annual Electric Savings (kWh)	Annual Dollar Savings	15 Year Electric Savings (kWh)	15 Year Dollar Savings
Completed	45	\$ 3,604,788.33	1,623,608	\$ 286,484.82	24,354,120	\$ 4,297,272.27
In Progress	157	\$21,933,650.07	7,190,855	\$ 1,496,580.11	107,862,825	\$ 22,448,701.65
Grand Total	202	\$25,538,438.40	8,814,463	\$ 1,783,064.93	132,216,945.00	\$ 26,745,973.92



Assembly District 3						
	Number of Sites	Dollars Invested	Annual Electric Savings (kWh)	Annual Dollar Savings	15 Year Electric Savings (kWh)	15 Year Dollar Savings
Completed	30	\$ 4,184,669.00	1,588,248	\$ 290,923.75	23,823,720	\$ 4,363,856.25
In Progress	169	\$22,184,593.67	8,757,058	\$ 1,772,946.74	131,355,870	\$ 26,594,201.06
Grand Total	199	\$26,369,262.67	10,345,306	\$ 2,063,870.49	155,179,590.00	\$ 30,958,057.31
DAC	9	\$ 1,482,959.89	446,502	\$ 96,730.05	6,697,530	\$ 1,450,950.75

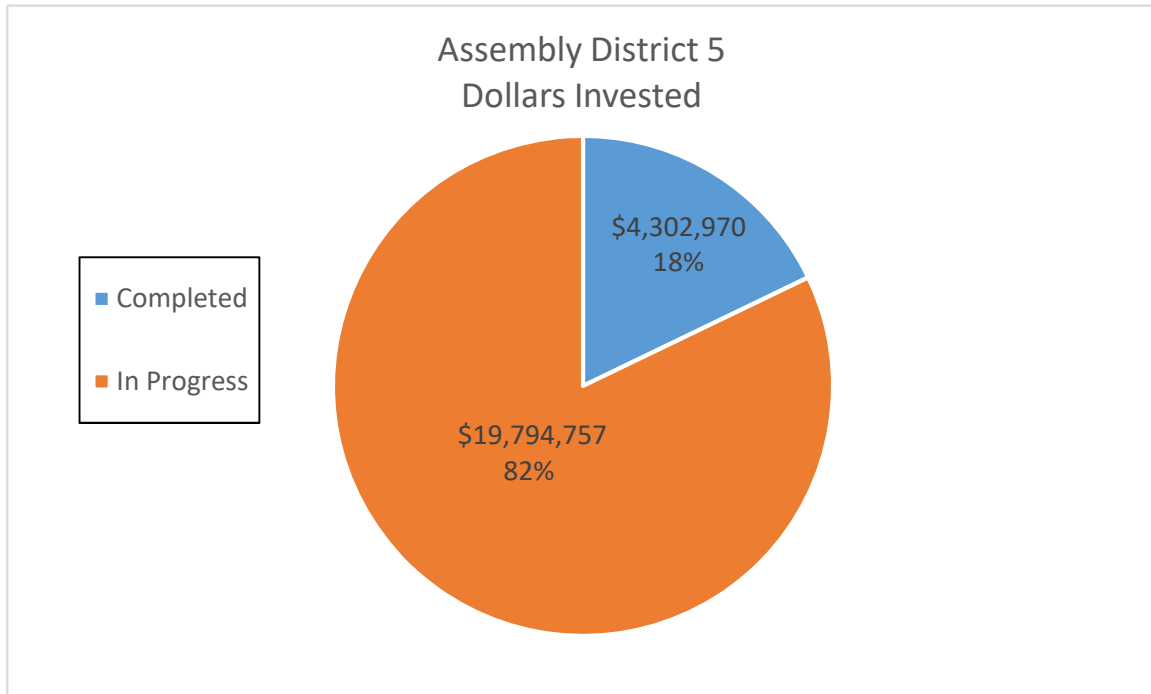


Assembly District 4						
	Number of Sites	Dollars Invested	Annual Electric Savings (kWh)	Annual Dollar Savings	15 Year Electric Savings (kWh)	15 Year Dollar Savings
Completed	29	\$ 6,858,011.00	3,402,836	\$ 715,387.61	51,042,540	\$ 10,730,814.09
In Progress	56	\$11,104,469.54	3,940,306	\$ 908,562.65	59,104,590	\$ 13,628,439.75
Grand Total	85	\$17,962,480.54	7,343,142	\$ 1,623,950.26	110,147,130.00	\$ 24,359,253.84



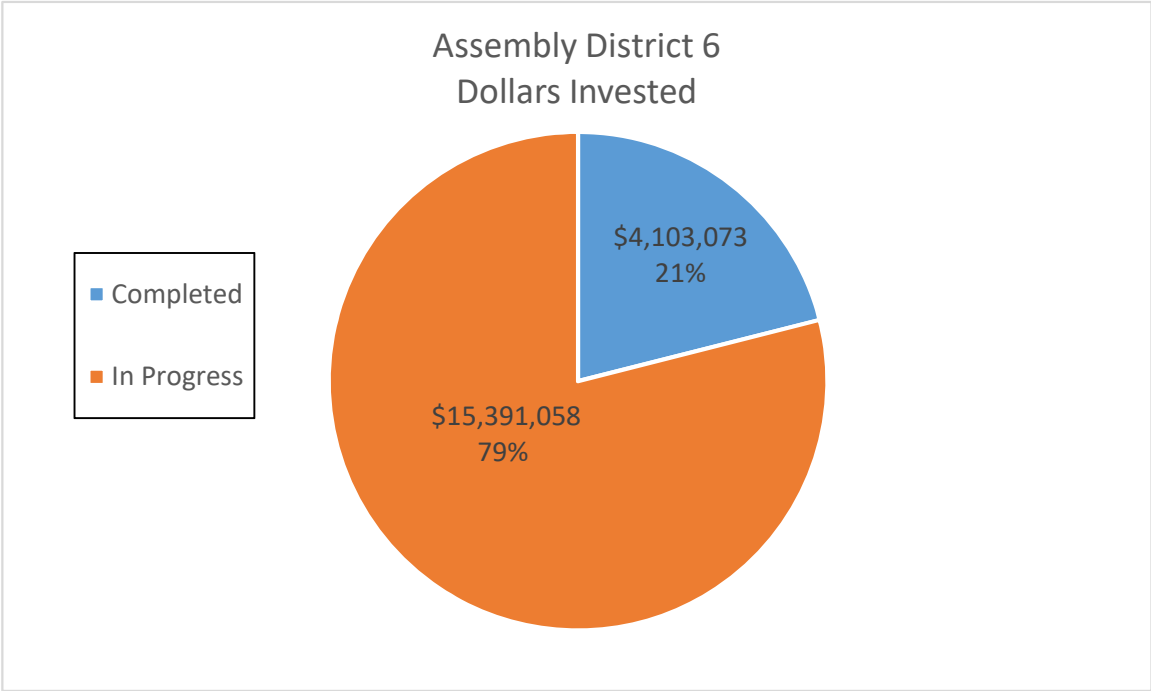
Assembly District 5						
	Number of Sites	Dollars Invested	Annual Electric Savings (kWh)	Annual Dollar Savings	15 Year Electric Savings (kWh)	15 Year Dollar Savings
Completed	36	\$ 4,302,969.97	2,181,690	\$ 337,675.17	32,725,350	\$ 5,065,127.55
In Progress	145	\$19,794,756.74	7,875,473	\$ 1,354,449.02	118,132,095	\$ 20,316,735.30
Grand Total	181	\$24,097,726.71	10,057,163	\$ 1,692,124.19	150,857,445.00	\$ 25,381,862.85

DAC	36	\$ 5,949,066.87	1,777,363	\$ 315,036.37	26,660,445	\$ 4,725,545.55
-----	----	-----------------	-----------	---------------	------------	-----------------



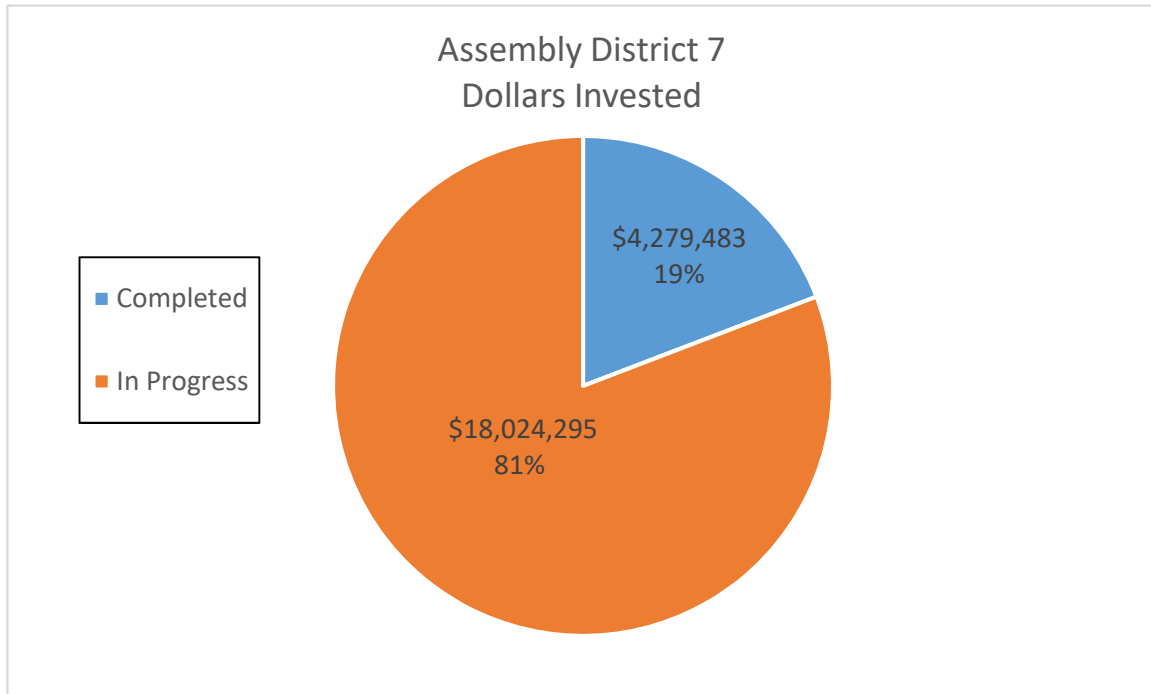
Assembly District 6

	Number of Sites	Dollars Invested	Annual Electric Savings (kWh)	Annual Dollar Savings	15 Year Electric Savings (kWh)	15 Year Dollar Savings
Completed	31	\$ 4,103,073.35	1,666,347	\$ 277,309.86	24,995,205	\$ 4,159,647.90
In Progress	69	\$15,391,057.63	7,483,616	\$ 1,250,812.64	112,254,240	\$ 18,762,189.60
Grand Total	100	\$19,494,130.98	9,149,963	\$ 1,528,122.50	137,249,445.00	\$ 22,921,837.50

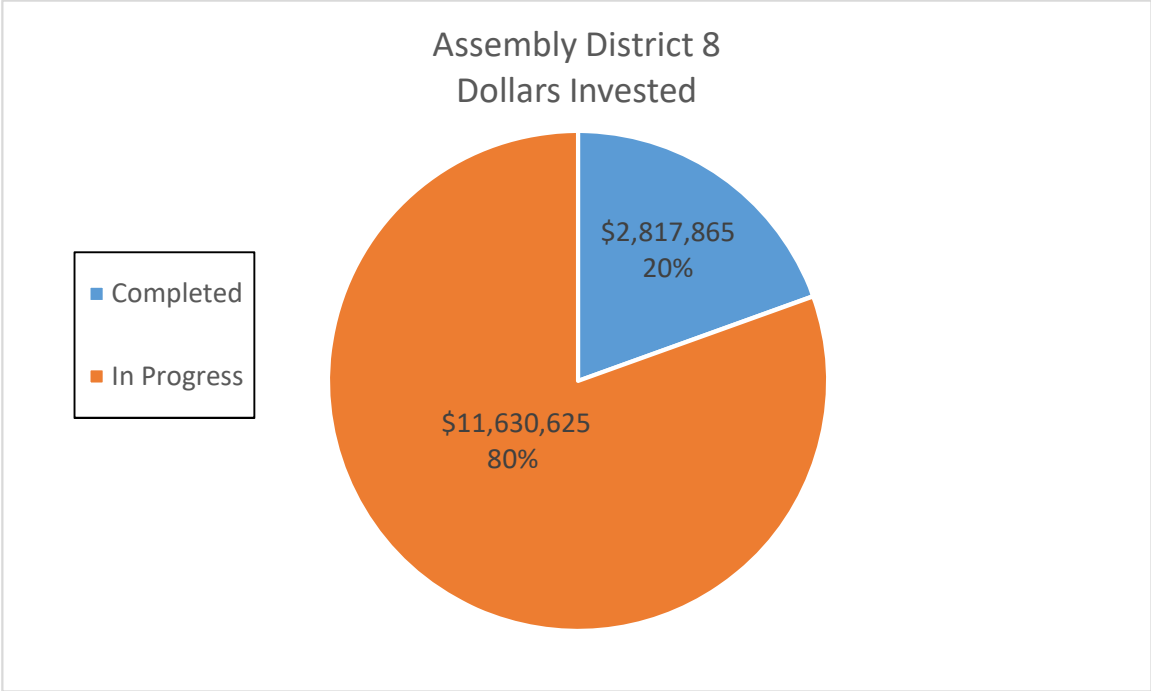


Assembly District 7						
	Number of Sites	Dollars Invested	Annual Electric Savings (kWh)	Annual Dollar Savings	15 Year Electric Savings (kWh)	15 Year Dollar Savings
Completed	11	\$ 4,279,483.14	1,425,671	\$ 199,939.56	21,385,065	\$ 2,999,093.40
In Progress	63	\$18,024,294.74	5,427,944	\$ 784,720.99	81,419,160	\$ 11,770,814.85
Grand Total	74	\$22,303,777.88	6,853,615	\$ 984,660.55	102,804,225.00	\$ 14,769,908.25

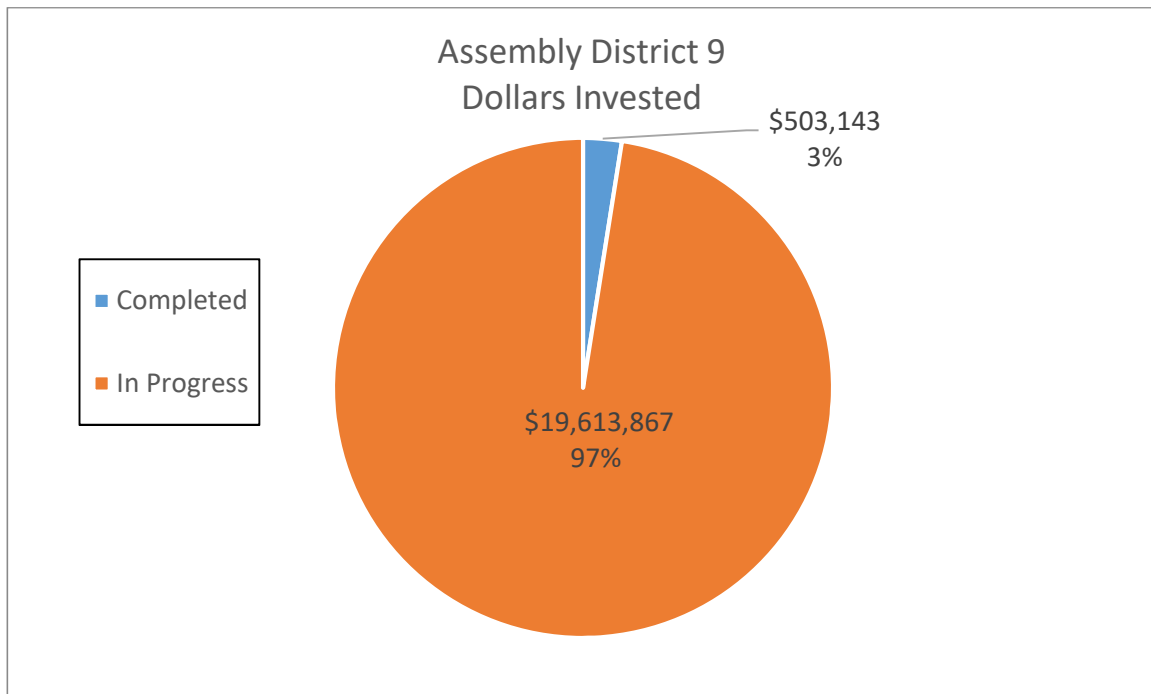
DAC	23	\$ 8,482,322.53	2,415,774	\$ 333,041.23	36,236,610	\$ 4,995,618.45
-----	----	-----------------	-----------	---------------	------------	-----------------



Assembly District 8						
	Number of Sites	Dollars Invested	Annual Electric Savings (kWh)	Annual Dollar Savings	15 Year Electric Savings (kWh)	15 Year Dollar Savings
Completed	51	\$ 2,817,865.00	1,769,075	\$ 271,726.00	26,536,125	\$ 4,075,890.00
In Progress	53	\$11,630,625.10	4,498,090	\$ 639,117.51	67,471,350	\$ 9,586,762.65
Grand Total	104	\$14,448,490.10	6,267,165	\$ 910,843.51	94,007,475.00	\$ 13,662,652.65
DAC	12	\$ 1,981,945.80	682,096	\$ 96,223.34	10,231,440	\$ 1,443,350.10



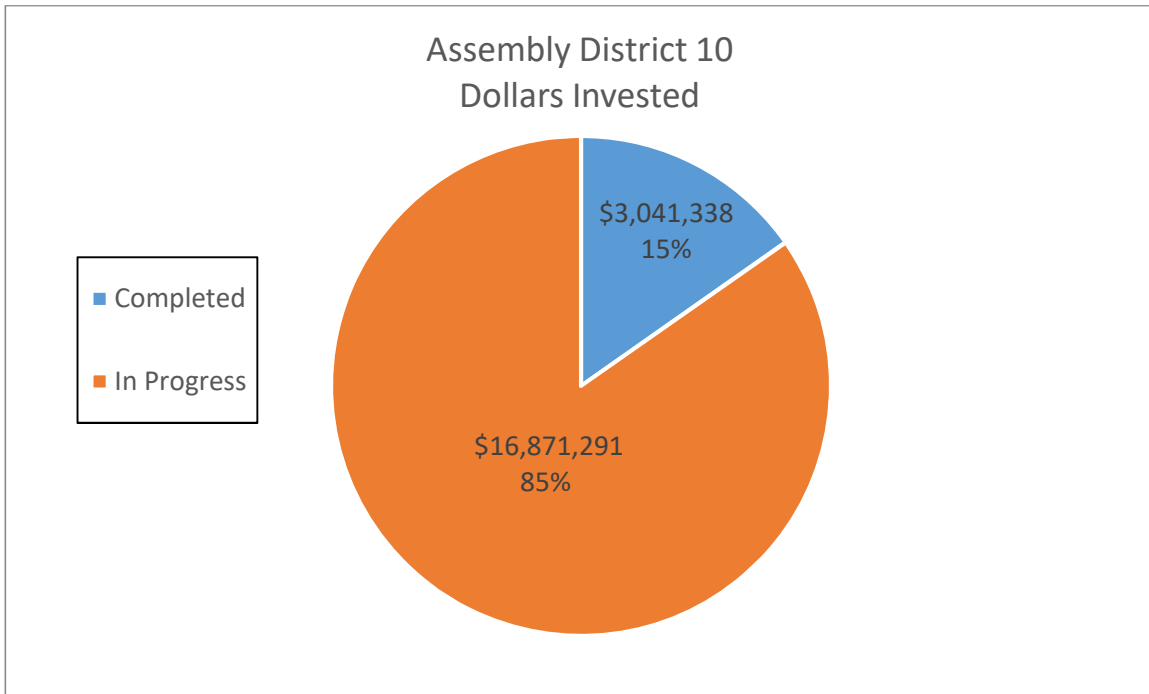
Assembly District 9						
	Number of Sites	Dollars Invested	Annual Electric Savings (kWh)	Annual Dollar Savings	15 Year Electric Savings (kWh)	15 Year Dollar Savings
Completed	1	\$ 503,143.00	233,435	\$ 30,614.40	3,501,525	\$ 459,216.00
In Progress	67	\$19,613,867.06	8,262,235	\$ 1,212,368.91	123,933,525	\$ 18,185,533.65
Grand Total	68	\$20,117,010.06	8,495,670	\$ 1,242,983.31	127,435,050.00	\$ 18,644,749.65
DAC	9	\$ 2,532,938.69	927,196	\$ 149,369.72	13,907,940	\$ 2,240,545.80



Assembly District 10

	Number of Sites	Dollars Invested	Annual Electric Savings (kWh)	Annual Dollar Savings	15 Year Electric Savings (kWh)	15 Year Dollar Savings
Completed	24	\$ 3,041,338.00	1,034,617	\$ 204,386.37	15,519,255	\$ 3,065,795.55
In Progress	120	\$16,871,290.82	6,191,508	\$ 1,288,452.25	92,872,620	\$ 19,326,783.69
Grand Total	144	\$19,912,628.82	7,226,125	\$ 1,492,838.62	108,391,875.00	\$ 22,392,579.24

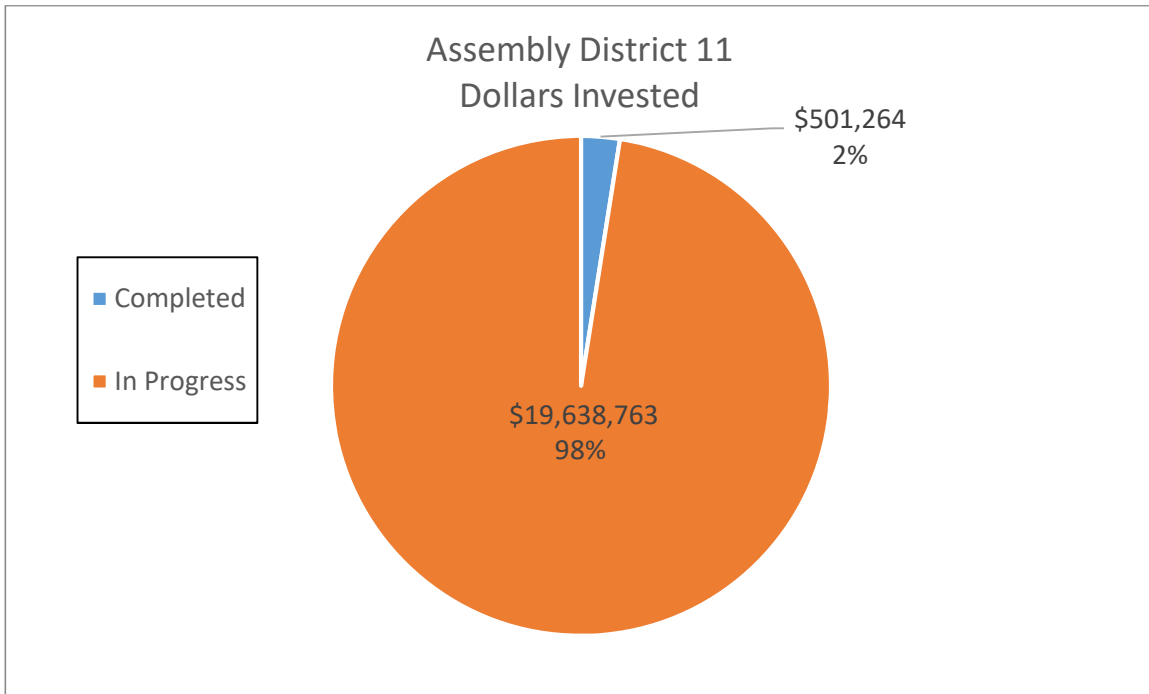
DAC	2	\$ 202,769.00	136,049	\$ 7,985.25	2,040,735	\$ 119,778.75
------------	---	---------------	---------	-------------	-----------	---------------



Assembly District 11

	Number of Sites	Dollars Invested	Annual Electric Savings (kWh)	Annual Dollar Savings	15 Year Electric Savings (kWh)	15 Year Dollar Savings
Completed	3	\$ 501,264.00	216,524	\$ 45,285.00	3,247,860	\$ 679,275.00
In Progress	95	\$19,638,763.19	7,759,559	\$ 1,553,031.86	116,393,385	\$ 23,295,477.90
Grand Total	98	\$20,140,027.19	7,976,083	\$ 1,598,316.86	119,641,245.00	\$ 23,974,752.90

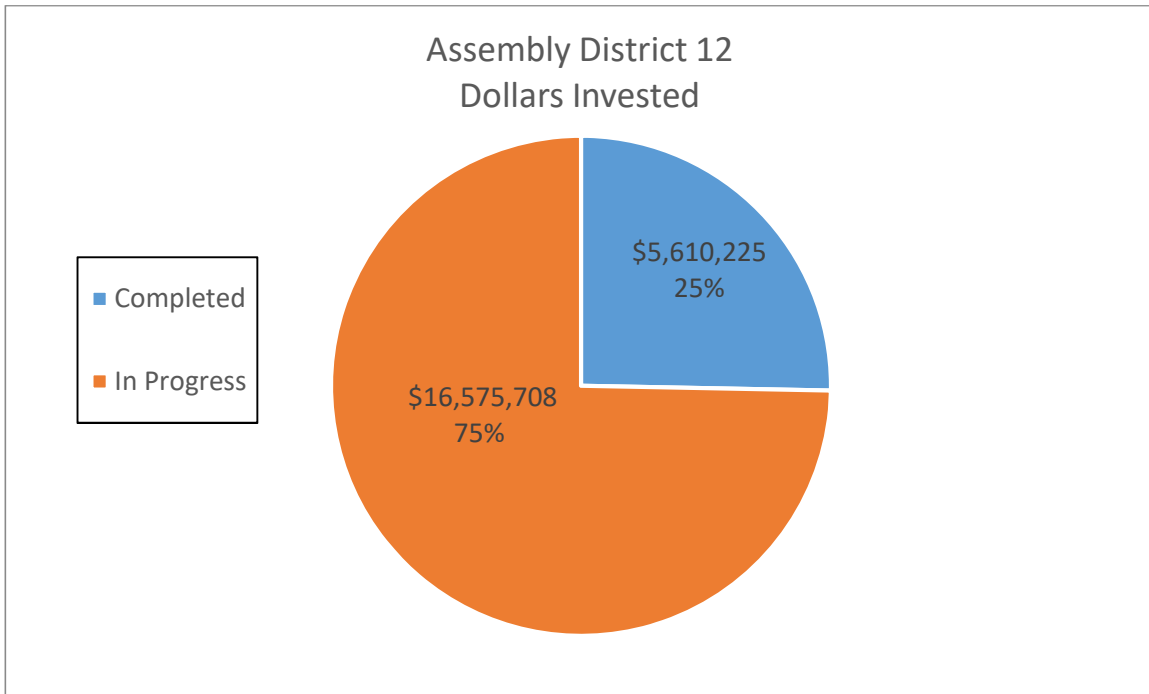
DAC	8	\$ 2,237,476.12	403,909	\$ 62,210.43	6,058,635	\$ 933,156.45
------------	---	-----------------	---------	--------------	-----------	---------------



Assembly District 12

	Number of Sites	Dollars Invested	Annual Electric Savings (kWh)	Annual Dollar Savings	15 Year Electric Savings (kWh)	15 Year Dollar Savings
Completed	31	\$ 5,610,224.78	2,300,064	\$ 388,105.04	34,500,960	\$ 5,821,575.60
In Progress	96	\$16,575,708.07	8,026,295	\$ 1,117,547.88	120,394,425	\$ 16,763,218.20
Grand Total	127	\$22,185,932.85	10,326,359	\$ 1,505,652.92	154,895,385.00	\$ 22,584,793.80

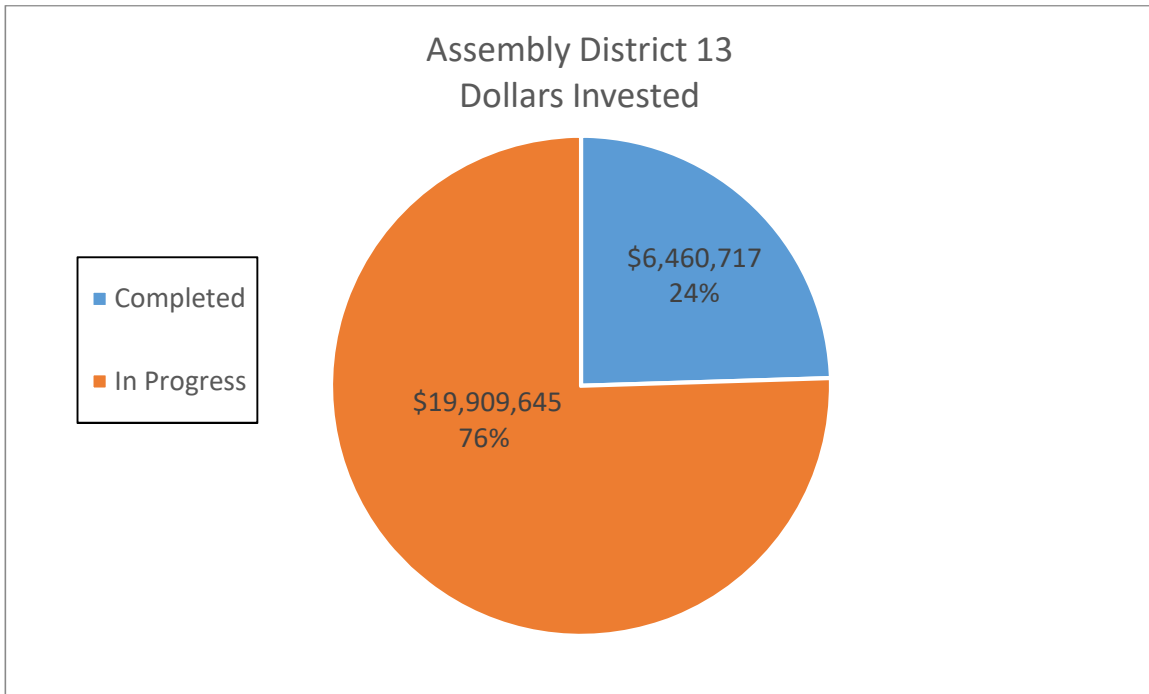
DAC	61	\$10,609,426.00	4,342,357	\$ 656,370.67	65,135,355	\$ 9,845,560.05
------------	----	-----------------	-----------	---------------	------------	-----------------



Assembly District 13

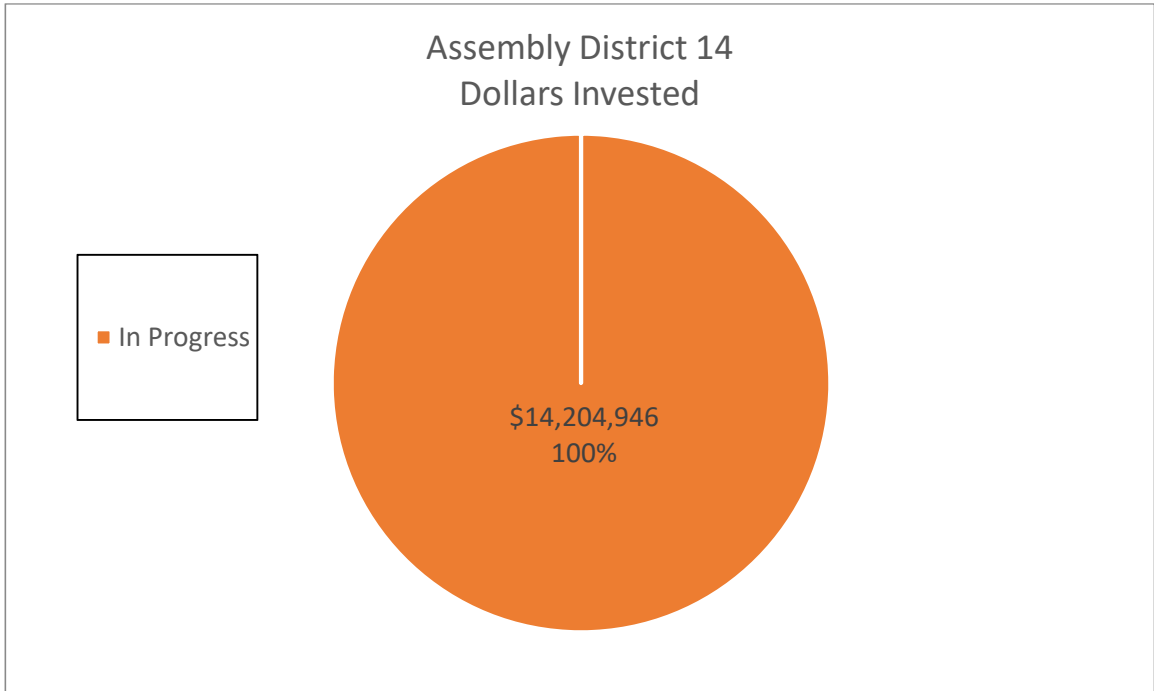
	Number of Sites	Dollars Invested	Annual Electric Savings (kWh)	Annual Dollar Savings	15 Year Electric Savings (kWh)	15 Year Dollar Savings
Completed	36	\$ 6,460,717.45	2,500,578	\$ 427,834.97	37,508,670	\$ 6,417,524.55
In Progress	104	\$19,909,644.82	7,078,701	\$ 1,403,183.44	106,180,515	\$ 21,047,751.60
Grand Total	140	\$26,370,362.27	9,579,279	\$ 1,831,018.41	143,689,185.00	\$ 27,465,276.15

DAC	96	\$16,097,242.80	5,388,545	\$ 1,096,407.39	80,828,175	\$16,446,110.85
------------	----	-----------------	-----------	-----------------	------------	-----------------



Assembly District 14

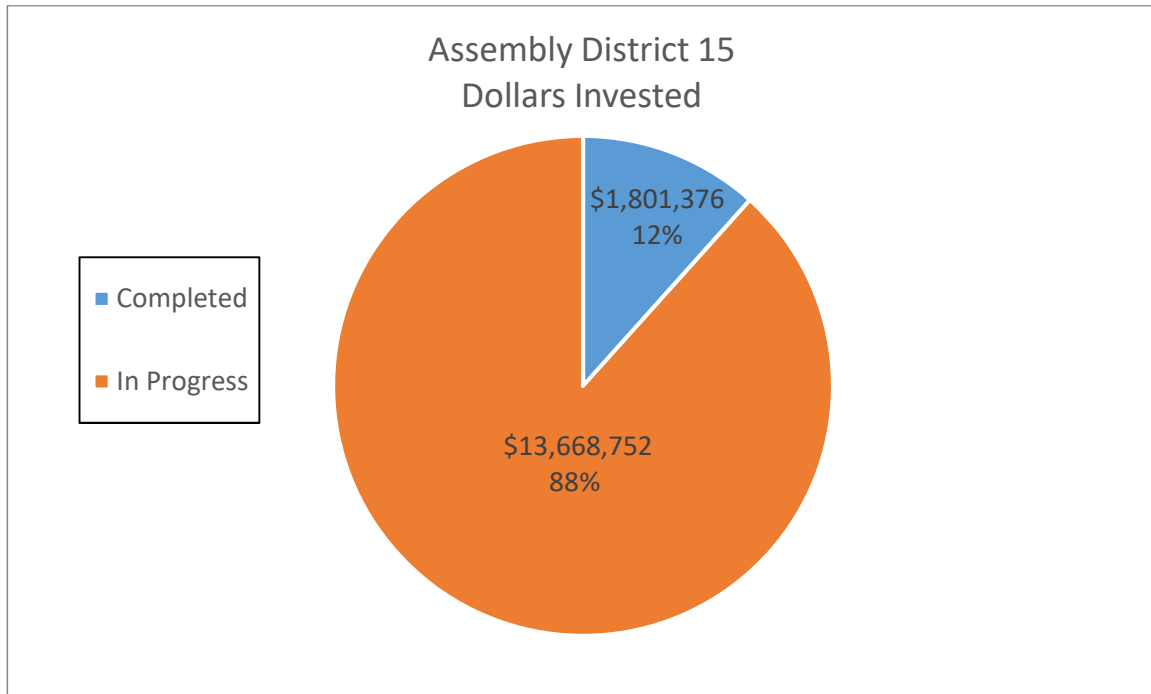
	Number of Sites	Dollars Invested	Annual Electric Savings (kWh)	Annual Dollar Savings	15 Year Electric Savings (kWh)	15 Year Dollar Savings
In Progress	78	\$14,204,946.13	1,945,875	\$ 590,186.41	29,188,125	\$ 8,852,796.15
Grand Total	78	\$14,204,946.13	1,945,875	\$ 590,186.41	29,188,125	\$ 8,852,796.15
DAC	9	\$ 1,378,789.72	510,991	\$ 108,349.25	7,664,865	\$ 1,625,238.75



Assembly District 15

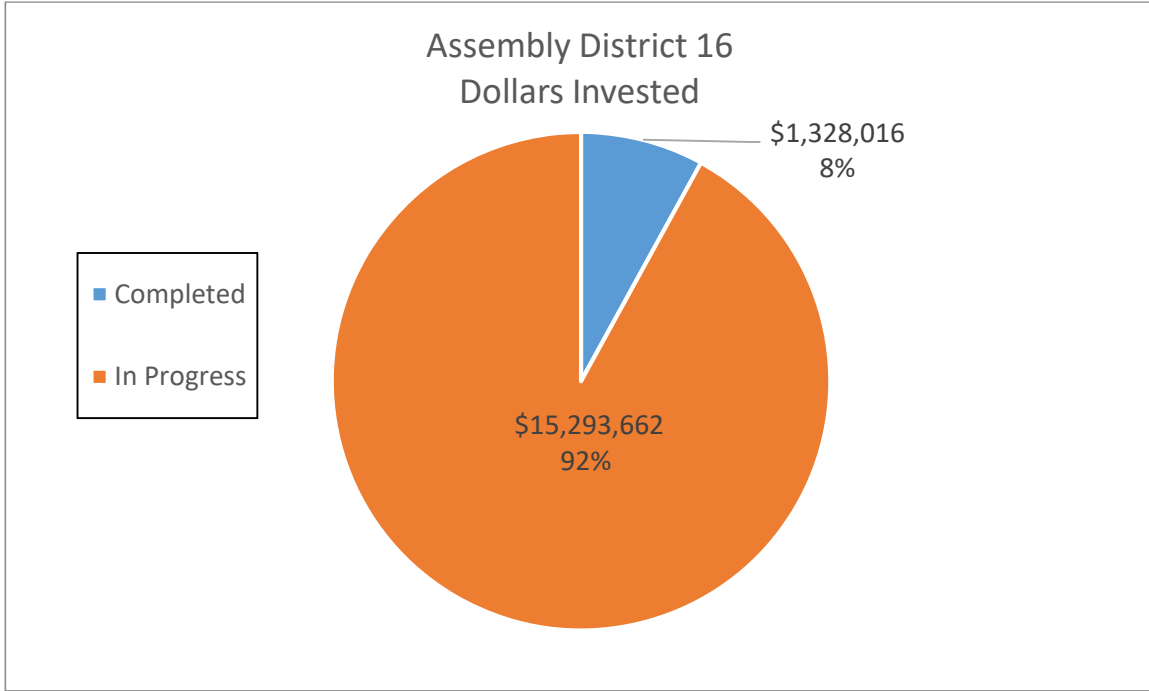
	Number of Sites	Dollars Invested	Annual Electric Savings (kWh)	Annual Dollar Savings	15 Year Electric Savings (kWh)	15 Year Dollar Savings
Completed	6	\$ 1,801,375.90	1,081,453	\$ 193,857.04	16,221,795	\$ 2,907,855.60
In Progress	67	\$13,668,752.41	5,071,718	\$ 977,063.38	76,075,770	\$ 14,655,950.70
Grand Total	73	\$15,470,128.31	6,153,171	\$ 1,170,920.42	92,297,565.00	\$ 17,563,806.30

DAC	15	\$ 3,639,839.12	1,609,068	\$ 268,454.25	24,136,020	\$ 4,026,813.75
------------	----	-----------------	-----------	---------------	------------	-----------------



Assembly District 16

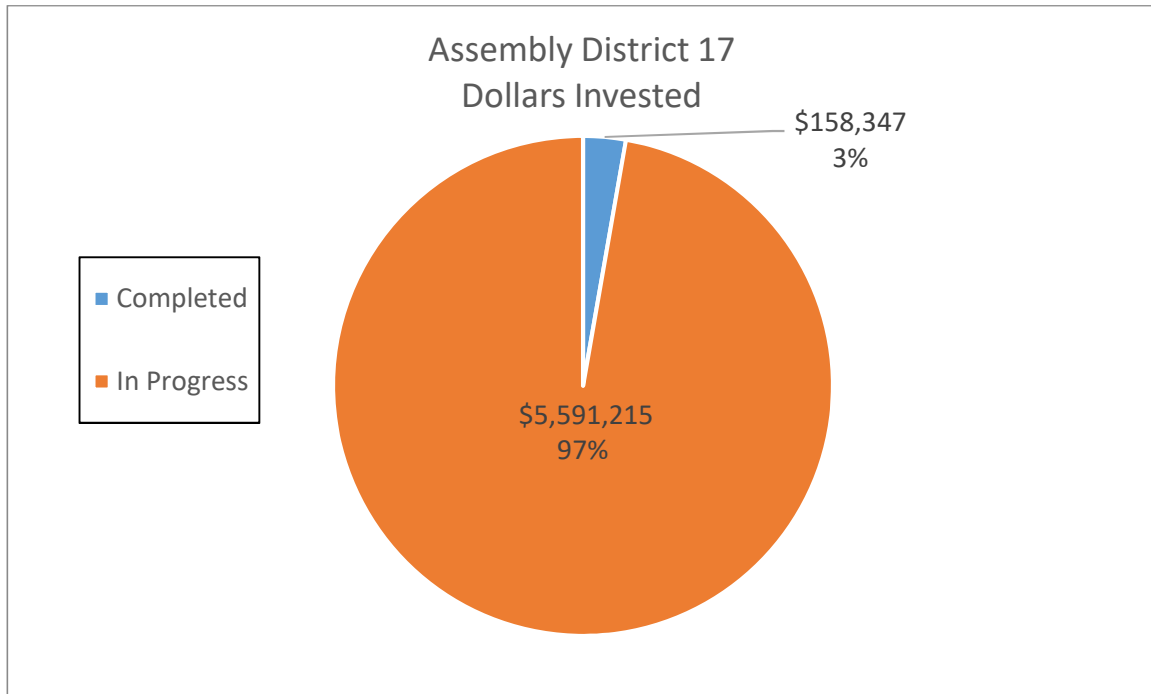
	Number of Sites	Dollars Invested	Annual Electric Savings (kWh)	Annual Dollar Savings	15 Year Electric Savings (kWh)	15 Year Dollar Savings
Completed	23	\$ 1,328,016.00	1,065,556	\$ 173,105.52	15,983,340	\$ 2,596,582.80
In Progress	126	\$15,293,662.02	4,555,827	\$ 812,088.56	68,337,405	\$ 12,181,328.40
Grand Total	149	\$16,621,678.02	5,621,383	\$ 985,194.08	84,320,745.00	\$ 14,777,911.20



Assembly District 17

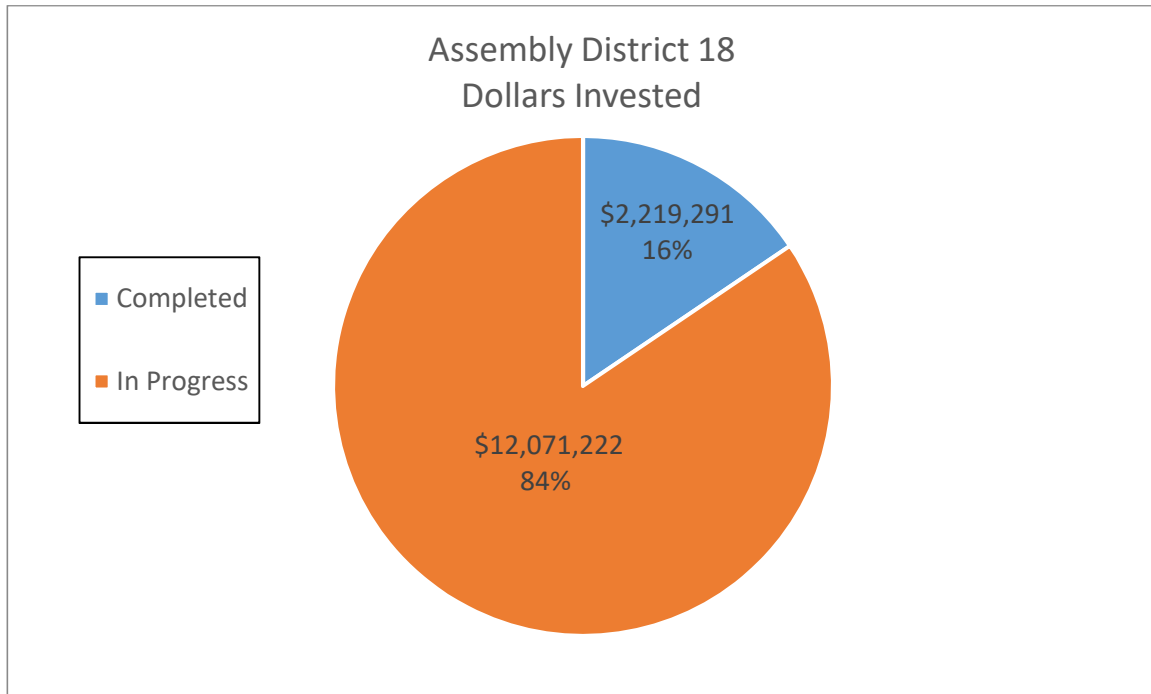
	Number of Sites	Dollars Invested	Annual Electric Savings (kWh)	Annual Dollar Savings	15 Year Electric Savings (kWh)	15 Year Dollar Savings
Completed	1	\$ 158,347.22	1,736	\$ 1,786.92	26,040	\$ 26,803.80
In Progress	18	\$ 5,591,215.00	750,510	\$ 94,458.30	11,257,650	\$ 1,416,874.50
Grand Total	19	\$ 5,749,562.22	752,246	\$ 96,245.22	11,283,690.00	\$ 1,443,678.30

DAC	3	\$ 250,552.58	109,844	\$ 19,170.35	1,647,660	\$ 287,555.25
------------	----------	----------------------	----------------	---------------------	------------------	----------------------



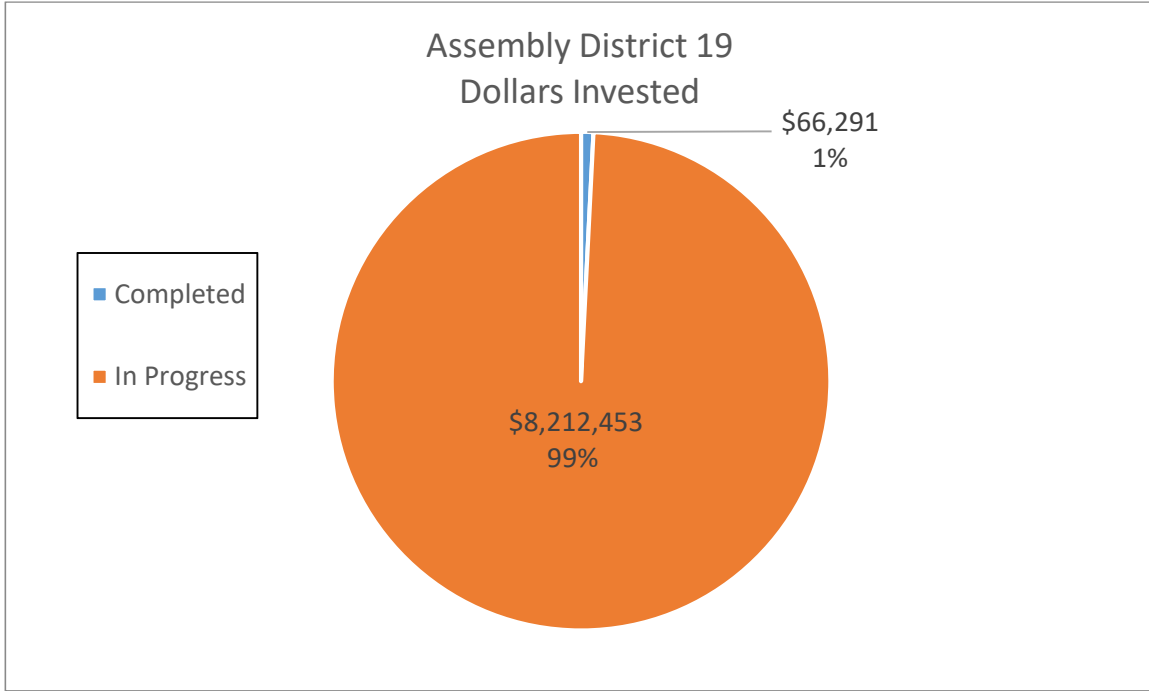
Assembly District 18						
	Number of Sites	Dollars Invested	Annual Electric Savings (kWh)	Annual Dollar Savings	15 Year Electric Savings (kWh)	15 Year Dollar Savings
Completed	4	\$ 2,219,291.00	1,236,888	\$ 209,990.00	18,553,320	\$ 3,149,850.00
In Progress	59	\$12,071,222.27	3,327,140	\$ 639,007.69	49,907,100	\$ 9,585,115.35
Grand Total	63	\$14,290,513.27	4,564,028	\$ 848,997.69	68,460,420.00	\$ 12,734,965.35

DAC	17	\$ 5,204,608.01	1,374,297	\$ 272,672.84	20,614,455	\$ 4,090,092.60
-----	----	-----------------	-----------	---------------	------------	-----------------

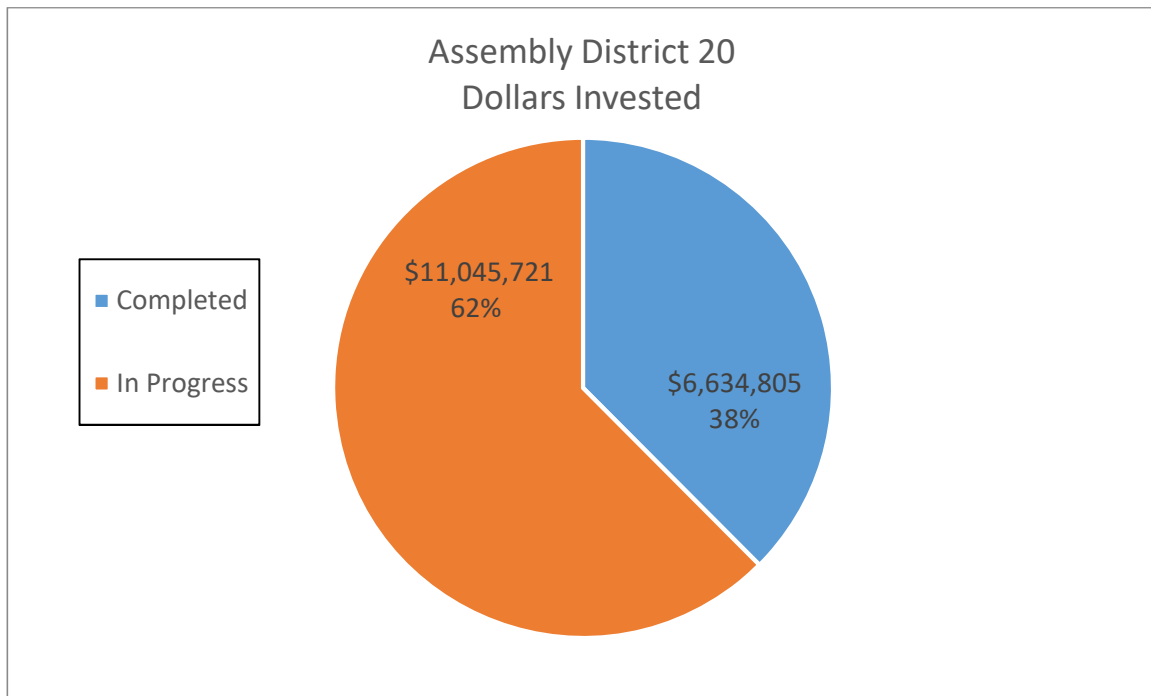


Assembly District 19

	Number of Sites	Dollars Invested	Annual Electric Savings (kWh)	Annual Dollar Savings	15 Year Electric Savings (kWh)	15 Year Dollar Savings
Completed	1	\$ 66,291.00	25,318	\$ 5,511.00	379,770	\$ 82,665.00
In Progress	25	\$ 8,212,452.54	1,082,423	\$ 206,918.82	16,236,345	\$ 3,103,782.30
Grand Total	26	\$ 8,278,743.54	1,107,741	\$ 212,429.82	16,616,115.00	\$ 3,186,447.30



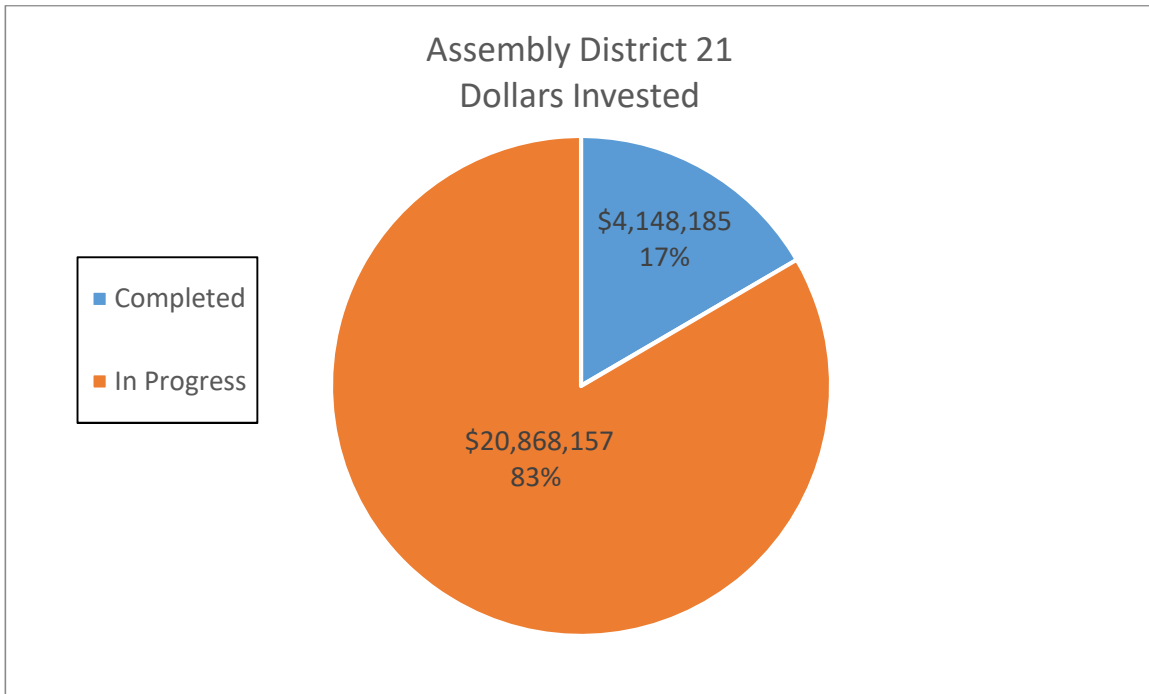
Assembly District 20						
	Number of Sites	Dollars Invested	Annual Electric Savings (kWh)	Annual Dollar Savings	15 Year Electric Savings (kWh)	15 Year Dollar Savings
Completed	39	\$ 6,634,805.00	2,401,486	\$ 409,067.00	36,022,290	\$ 6,136,005.00
In Progress	36	\$11,045,720.60	6,002,330	\$ 941,178.60	90,034,950	\$ 14,117,679.00
Grand Total	75	\$17,680,525.60	8,403,816	\$ 1,350,245.60	126,057,240.00	\$ 20,253,684.00
DAC	2	\$ 542,806.00	105,936	\$ 18,636.00	1,589,040	\$ 279,540.00



Assembly District 21

	Number of Sites	Dollars Invested	Annual Electric Savings (kWh)	Annual Dollar Savings	15 Year Electric Savings (kWh)	15 Year Dollar Savings
Completed	21	\$ 4,148,185.00	1,985,883	\$ 294,524.63	29,788,245	\$ 4,417,869.45
In Progress	114	\$20,868,157.39	7,953,487	\$ 1,231,855.68	119,302,305	\$ 18,477,835.20
Grand Total	135	\$25,016,342.39	9,939,370	\$ 1,526,380.31	149,090,550.00	\$ 22,895,704.65

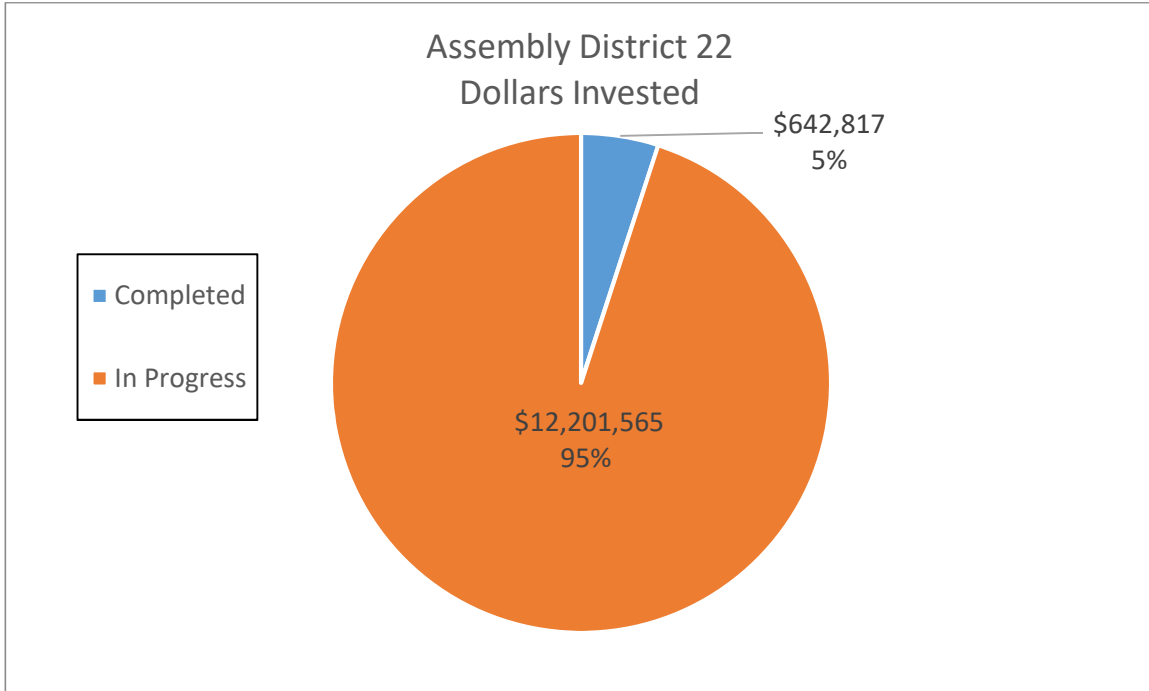
DAC	121	\$18,979,528.35	7,913,298	\$ 1,203,779.71	118,699,470	\$18,056,695.65
------------	-----	-----------------	-----------	-----------------	-------------	-----------------



Assembly District 22

	Number of Sites	Dollars Invested	Annual Electric Savings (kWh)	Annual Dollar Savings	15 Year Electric Savings (kWh)	15 Year Dollar Savings
Completed	5	\$ 642,817.00	245,086	\$ 37,691.00	3,676,290	\$ 565,365.00
In Progress	90	\$12,201,565.03	4,382,768	\$ 862,927.78	65,741,520	\$ 12,943,916.70
Grand Total	95	\$12,844,382.03	4,627,854	\$ 900,618.78	69,417,810.00	\$ 13,509,281.70

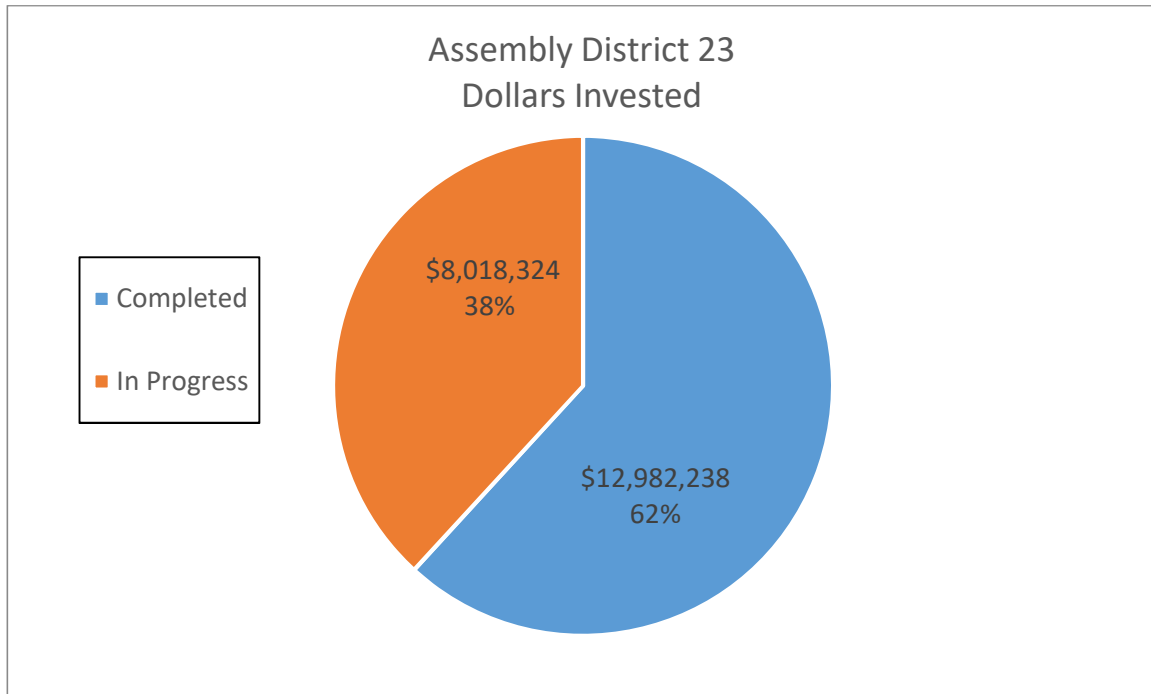
DAC	3	\$ 1,882,716.48	519,369	\$ 125,020.53	7,790,535	\$ 1,875,307.95
------------	---	-----------------	---------	---------------	-----------	-----------------



Assembly District 23

	Number of Sites	Dollars Invested	Annual Electric Savings (kWh)	Annual Dollar Savings	15 Year Electric Savings (kWh)	15 Year Dollar Savings
Completed	55	\$12,982,237.82	4,979,736	\$ 972,295.47	74,696,040	\$ 14,584,432.05
In Progress	28	\$ 8,018,324.41	2,127,819	\$ 444,389.86	31,917,285	\$ 6,665,847.90
Grand Total	83	\$21,000,562.23	7,107,555	\$ 1,416,685.33	106,613,325.00	\$ 21,250,279.95

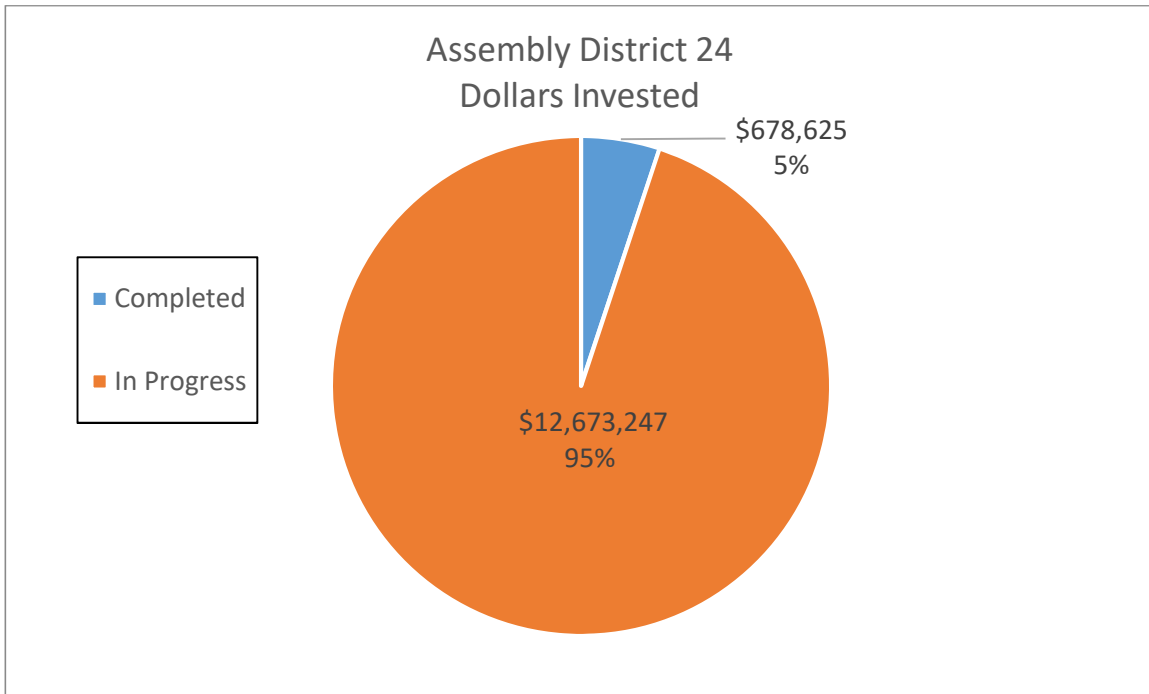
DAC	24	\$ 5,204,307.43	2,078,812	\$ 401,442.01	31,182,180	\$ 6,021,630.15
------------	----	-----------------	-----------	---------------	------------	-----------------



Assembly District 24

	Number of Sites	Dollars Invested	Annual Electric Savings (kWh)	Annual Dollar Savings	15 Year Electric Savings (kWh)	15 Year Dollar Savings
Completed	8	\$ 678,625.47	456,787	\$ 65,896.24	6,851,805	\$ 988,443.60
In Progress	65	\$12,673,247.22	5,223,389	\$ 908,512.98	78,350,835	\$ 13,627,694.70
Grand Total	73	\$13,351,872.69	5,680,176	\$ 974,409.22	85,202,640.00	\$ 14,616,138.30

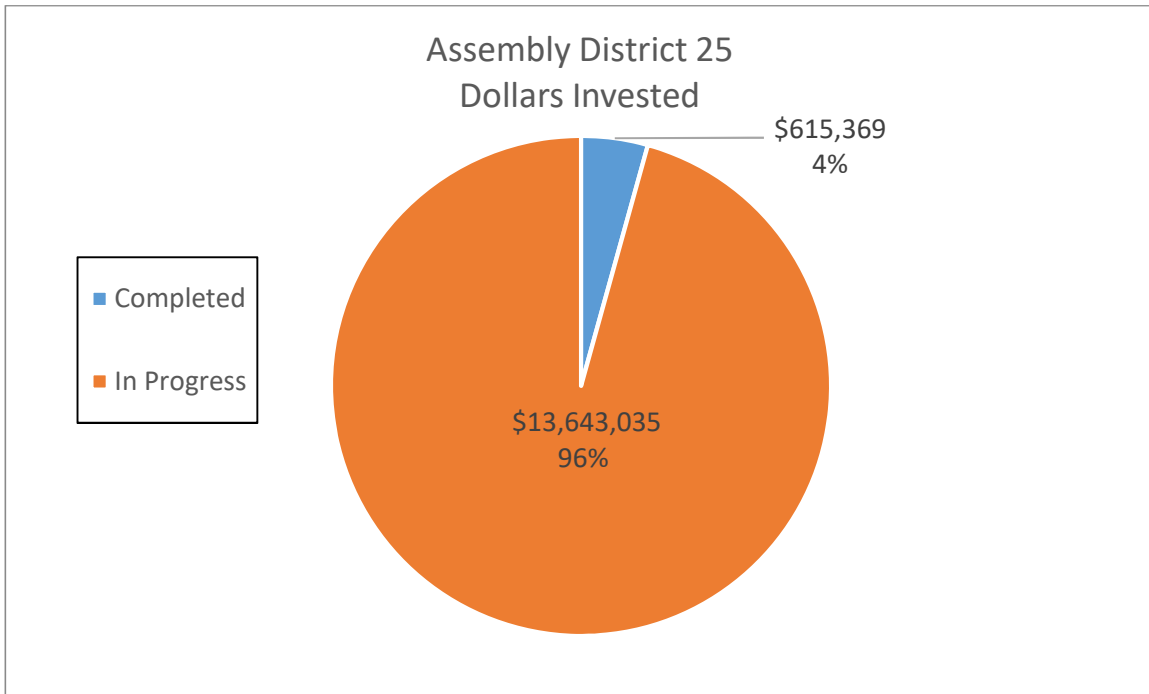
DAC	1	\$ 290,757.00	112,224	\$ 27,005.29	1,683,360	\$ 405,079.35
------------	---	---------------	---------	--------------	-----------	---------------



Assembly District 25

	Number of Sites	Dollars Invested	Annual Electric Savings (kWh)	Annual Dollar Savings	15 Year Electric Savings (kWh)	15 Year Dollar Savings
Completed	5	\$ 615,368.66	243,731	\$ 41,259.30	3,655,965	\$ 618,889.50
In Progress	66	\$13,643,035.07	5,031,947	\$ 1,017,075.48	75,479,205	\$ 15,256,132.20
Grand Total	71	\$14,258,403.73	5,275,678	\$ 1,058,334.78	79,135,170.00	\$ 15,875,021.70

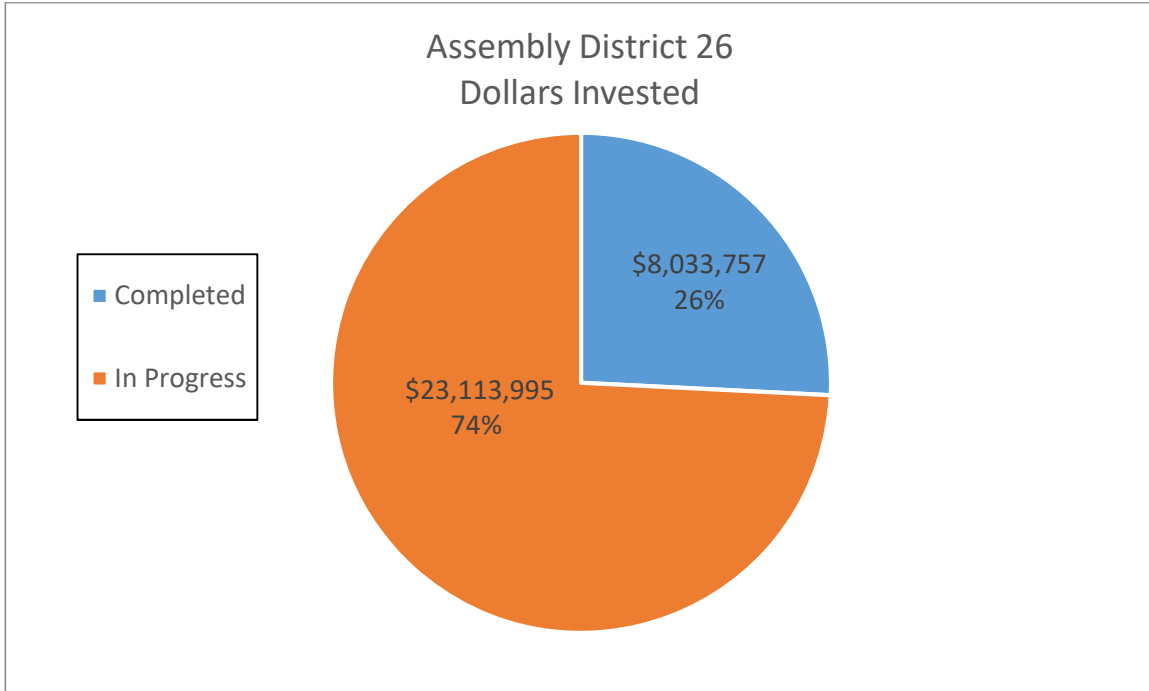
DAC	6	\$ 836,480.72	569,139	\$ 116,549.46	8,537,085	\$ 1,748,241.90
------------	---	---------------	---------	---------------	-----------	-----------------



Assembly District 26

	Number of Sites	Dollars Invested	Annual Electric Savings (kWh)	Annual Dollar Savings	15 Year Electric Savings (kWh)	15 Year Dollar Savings
Completed	44	\$ 8,033,757.30	3,349,352	\$ 581,710.06	50,240,280	\$ 8,725,650.90
In Progress	130	\$23,113,994.84	7,691,444	\$ 1,434,057.67	115,371,660	\$ 21,510,865.02
Grand Total	174	\$31,147,752.14	11,040,796	\$ 2,015,767.73	165,611,940.00	\$ 30,236,515.92

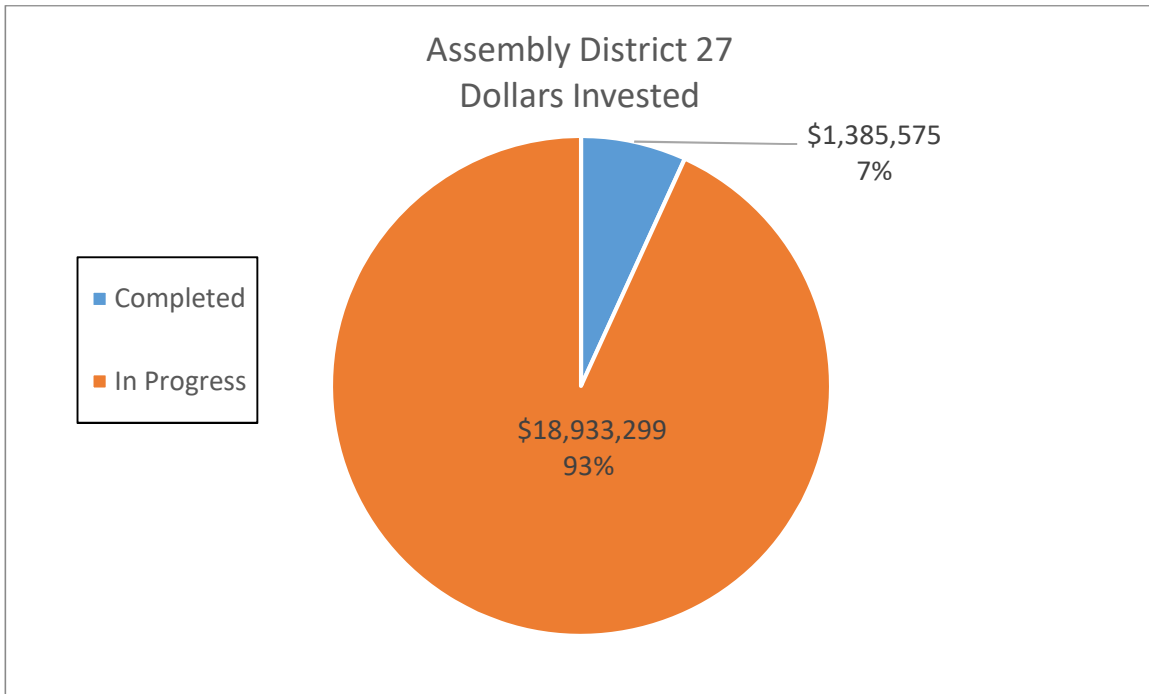
DAC	76	\$15,573,236.49	5,433,228	\$ 1,027,877.95	81,498,420	\$15,418,169.25
------------	----	-----------------	-----------	-----------------	------------	-----------------



Assembly District 27

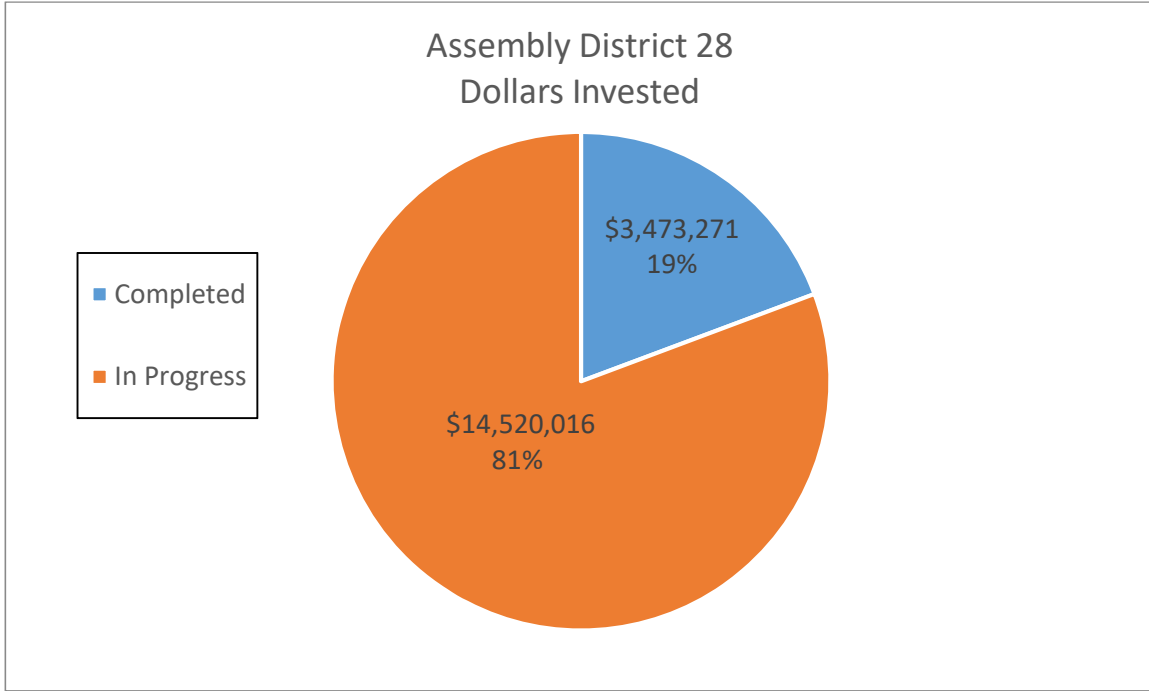
	Number of Sites	Dollars Invested	Annual Electric Savings (kWh)	Annual Dollar Savings	15 Year Electric Savings (kWh)	15 Year Dollar Savings
Completed	4	\$ 1,385,575.00	467,373	\$ 93,195.49	7,010,595	\$ 1,397,932.35
In Progress	82	\$18,933,298.64	6,276,949	\$ 1,459,415.54	94,154,235	\$ 21,891,233.10
Grand Total	86	\$20,318,873.64	6,744,322	\$ 1,552,611.03	101,164,830.00	\$ 23,289,165.45

DAC	17	\$ 3,935,521.55	1,187,325	\$ 251,469.83	17,809,875	\$ 3,772,047.45
------------	----	-----------------	-----------	---------------	------------	-----------------



Assembly District 28

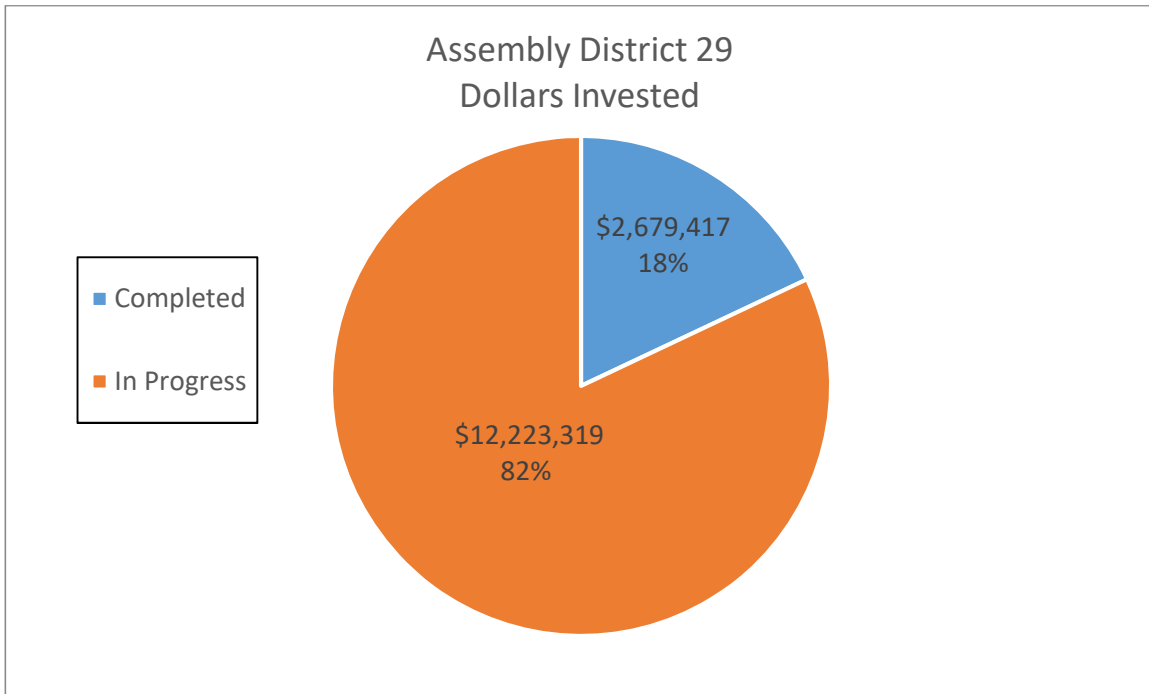
	Number of Sites	Dollars Invested	Annual Electric Savings (kWh)	Annual Dollar Savings	15 Year Electric Savings (kWh)	15 Year Dollar Savings
Completed	18	\$ 3,473,271.24	1,900,316	\$ 389,409.86	28,504,740	\$ 5,841,147.90
In Progress	96	\$14,520,016.39	7,227,456	\$ 1,447,460.70	108,411,840	\$ 21,711,910.50
Grand Total	114	\$17,993,287.63	9,127,772	\$ 1,836,870.56	136,916,580.00	\$ 27,553,058.40



Assembly District 29

	Number of Sites	Dollars Invested	Annual Electric Savings (kWh)	Annual Dollar Savings	15 Year Electric Savings (kWh)	15 Year Dollar Savings
Completed	20	\$ 2,679,417.25	964,017	\$ 189,058.23	14,460,255	\$ 2,835,873.45
In Progress	123	\$12,223,318.67	6,183,671	\$ 1,149,286.64	92,755,065	\$ 17,239,299.60
Grand Total	143	\$14,902,735.92	7,147,688	\$ 1,338,344.87	107,215,320.00	\$ 20,075,173.05

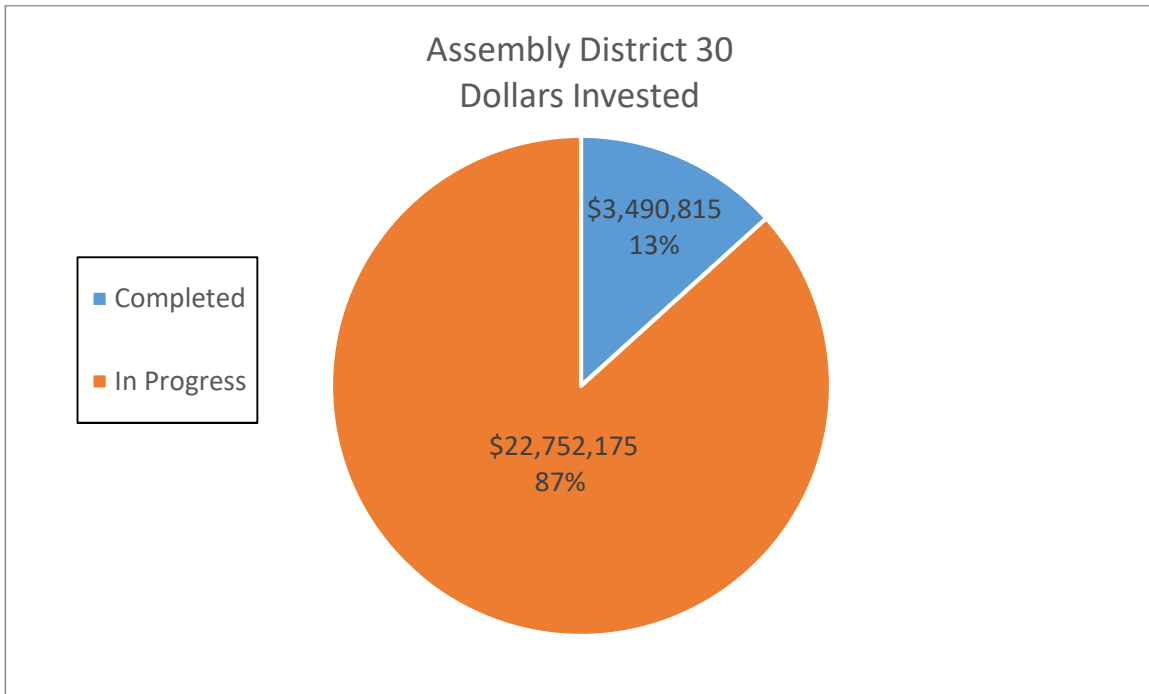
DAC	2	\$ 544,179.00	190,733	\$ 36,450.05	2,860,995	\$ 546,750.75
------------	---	---------------	---------	--------------	-----------	---------------



Assembly District 30

	Number of Sites	Dollars Invested	Annual Electric Savings (kWh)	Annual Dollar Savings	15 Year Electric Savings (kWh)	15 Year Dollar Savings
Completed	17	\$ 3,490,814.50	1,440,435	\$ 277,961.65	21,606,525	\$ 4,169,424.75
In Progress	131	\$22,752,174.83	8,981,702	\$ 1,781,169.26	134,725,530	\$ 26,717,538.90
Grand Total	148	\$26,242,989.33	10,422,137	\$ 2,059,130.91	156,332,055.00	\$ 30,886,963.65

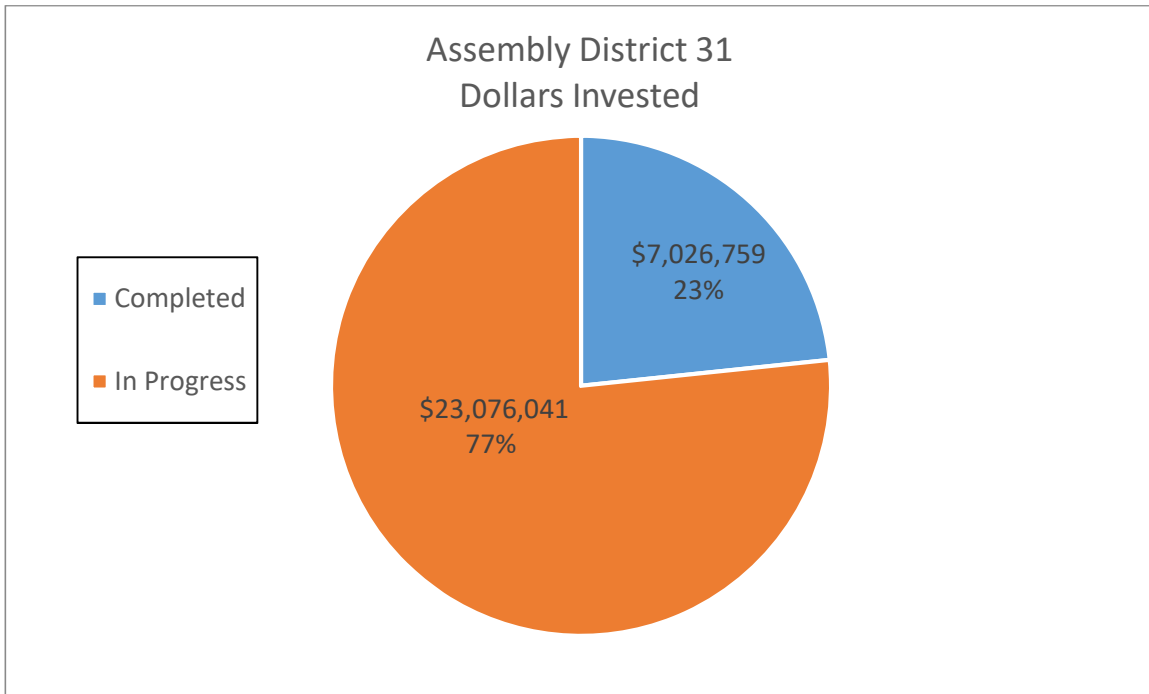
DAC	15	\$ 3,215,036.64	724,315	\$ 140,058.95	10,864,725	\$ 2,100,884.25
------------	----	-----------------	---------	---------------	------------	-----------------



Assembly District 31

	Number of Sites	Dollars Invested	Annual Electric Savings (kWh)	Annual Dollar Savings	15 Year Electric Savings (kWh)	15 Year Dollar Savings
Completed	37	\$ 7,026,759.27	2,069,454	\$ 391,211.36	31,041,810	\$ 5,868,170.47
In Progress	92	\$23,076,041.47	8,175,167	\$ 1,637,591.79	122,627,505	\$ 24,563,876.85
Grand Total	129	\$30,102,800.74	10,244,621	\$ 2,028,803.15	153,669,315.00	\$ 30,432,047.32

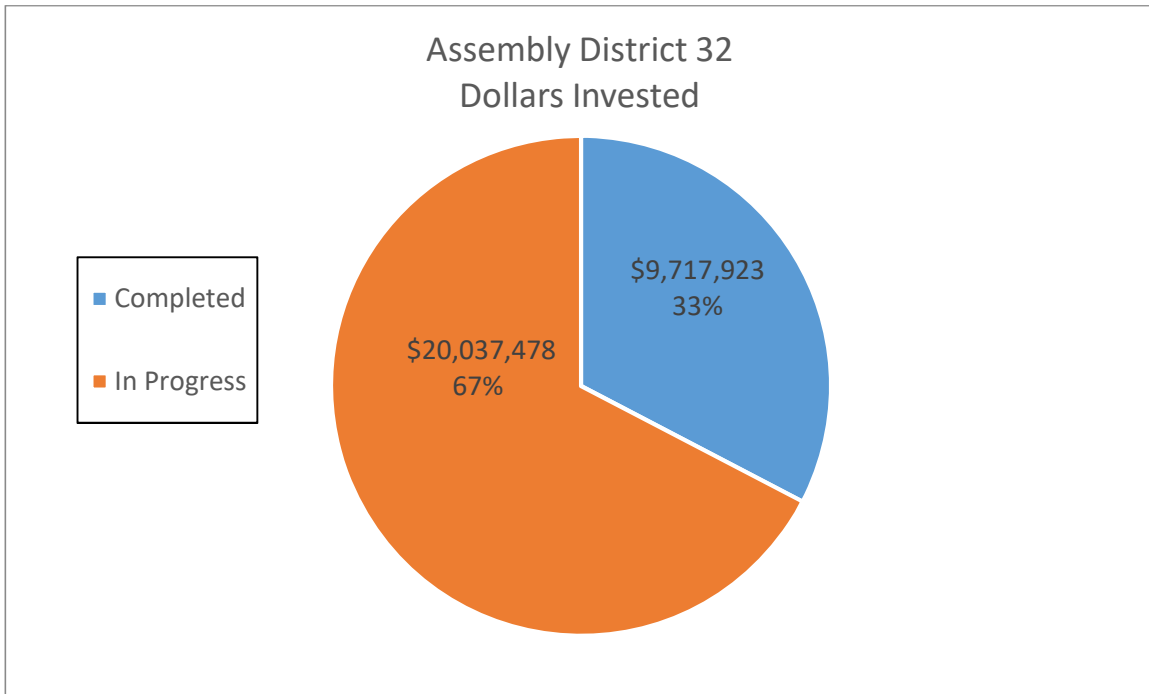
DAC	113	\$26,135,643.08	8,386,317	\$ 1,635,840.43	125,794,755	\$24,537,606.52
------------	-----	-----------------	-----------	-----------------	-------------	-----------------



Assembly District 32

	Number of Sites	Dollars Invested	Annual Electric Savings (kWh)	Annual Dollar Savings	15 Year Electric Savings (kWh)	15 Year Dollar Savings
Completed	71	\$ 9,717,923.16	4,246,683	\$ 791,309.07	63,700,245	\$ 11,869,636.05
In Progress	87	\$20,037,477.92	7,513,961	\$ 1,438,920.51	112,709,415	\$ 21,583,807.66
Grand Total	158	\$29,755,401.08	11,760,644	\$ 2,230,229.58	176,409,660.00	\$ 33,453,443.71

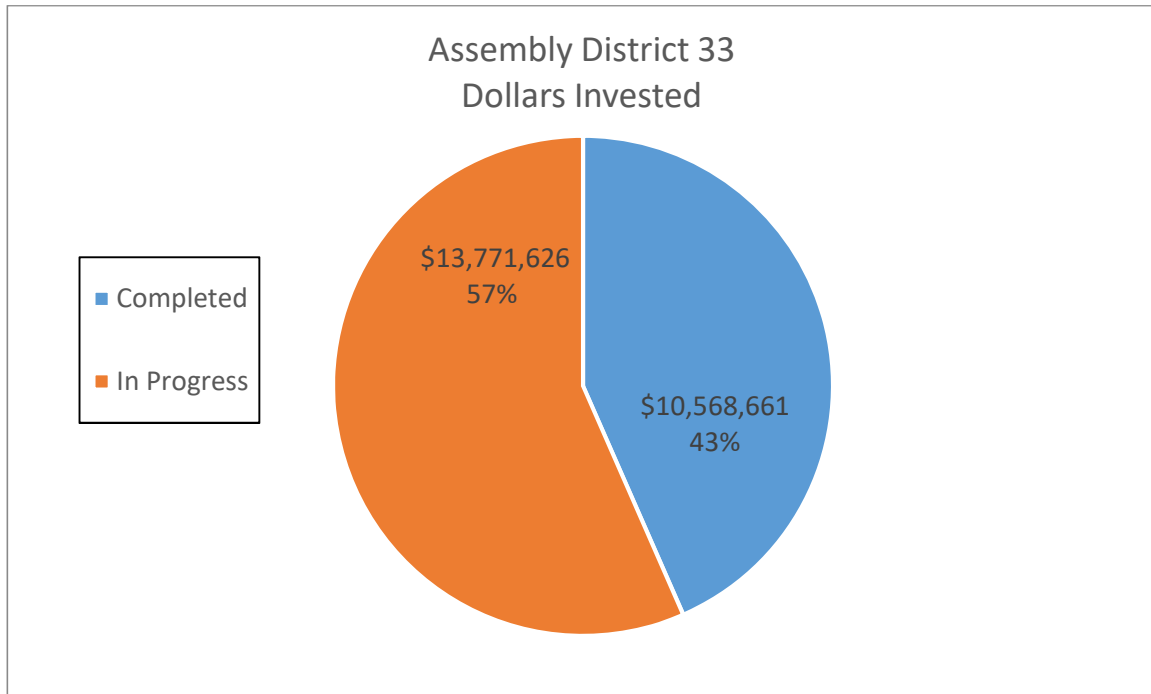
DAC	96	\$16,795,129.66	6,172,414	\$ 1,169,651.92	92,586,210	\$17,544,778.81
------------	----	-----------------	-----------	-----------------	------------	-----------------



Assembly District 33

	Number of Sites	Dollars Invested	Annual Electric Savings (kWh)	Annual Dollar Savings	15 Year Electric Savings (kWh)	15 Year Dollar Savings
Completed	27	\$10,568,661.00	3,995,233	\$ 690,119.11	59,928,495	\$ 10,351,786.58
In Progress	59	\$13,771,625.85	5,493,593	\$ 1,008,876.73	82,403,895	\$ 15,133,150.95
Grand Total	86	\$24,340,286.85	9,488,826	\$ 1,698,995.84	142,332,390.00	\$ 25,484,937.53

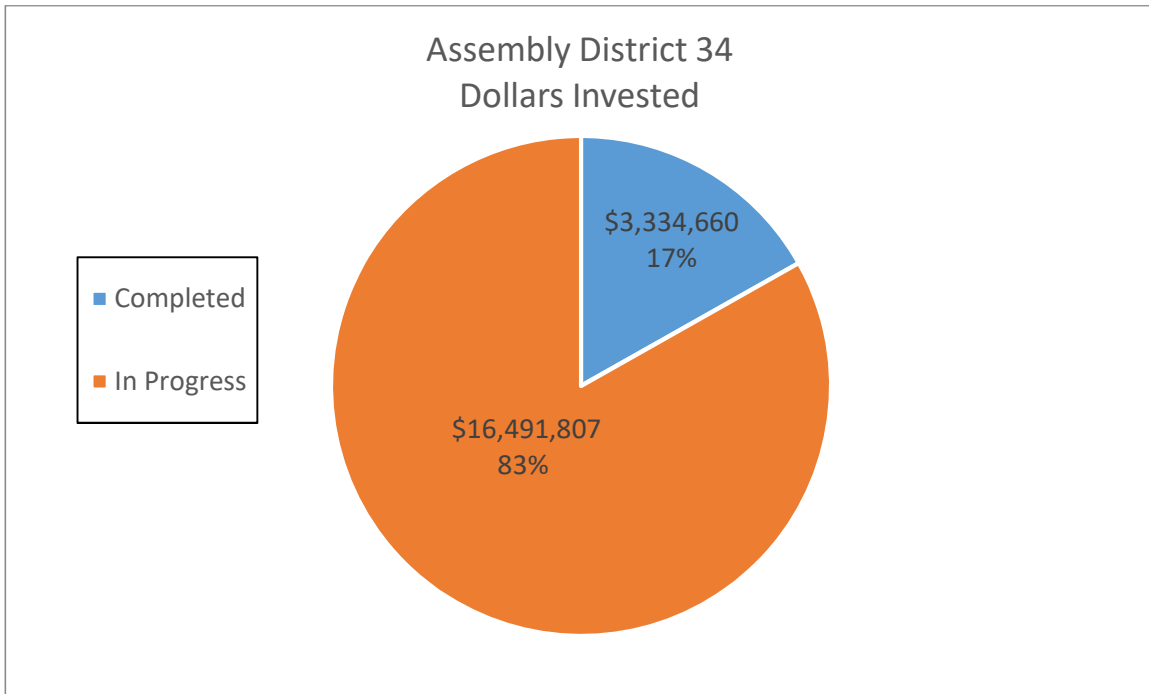
DAC	11	\$ 4,494,098.60	1,510,022	\$ 239,259.97	22,650,330	\$ 3,588,899.55
------------	----	-----------------	-----------	---------------	------------	-----------------



Assembly District 34

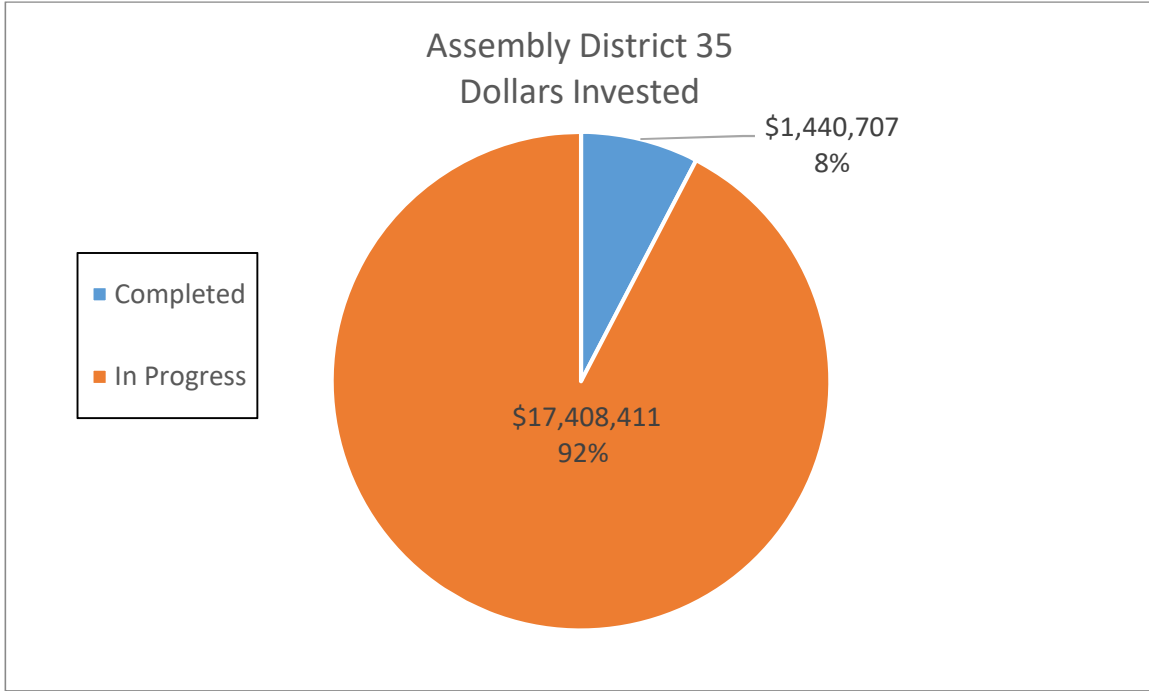
	Number of Sites	Dollars Invested	Annual Electric Savings (kWh)	Annual Dollar Savings	15 Year Electric Savings (kWh)	15 Year Dollar Savings
Completed	13	\$ 3,334,660.09	1,357,095	\$ 291,463.40	20,356,425	\$ 4,371,951.02
In Progress	78	\$16,491,807.44	4,844,746	\$ 959,454.09	72,671,190	\$ 14,391,811.35
Grand Total	91	\$19,826,467.53	6,201,841	\$ 1,250,917.49	93,027,615.00	\$ 18,763,762.37

DAC	48	\$ 8,747,012.65	2,430,686	\$ 490,753.13	36,460,290	\$ 7,361,296.97
------------	----	-----------------	-----------	---------------	------------	-----------------

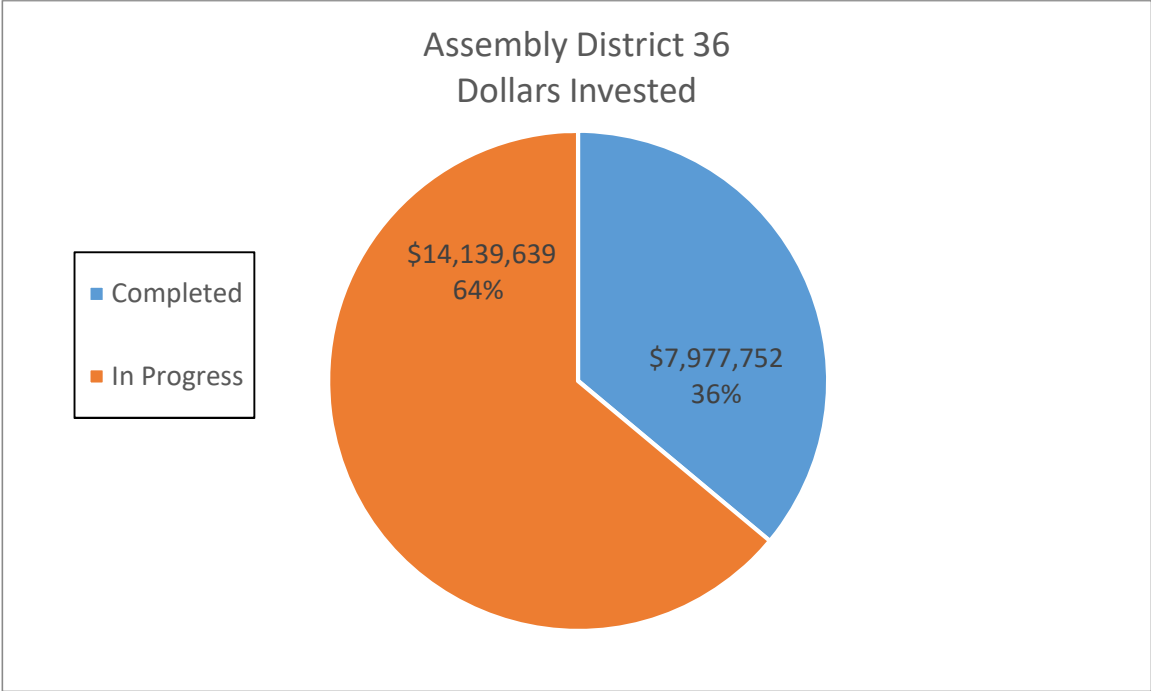


Assembly District 35

	Number of Sites	Dollars Invested	Annual Electric Savings (kWh)	Annual Dollar Savings	15 Year Electric Savings (kWh)	15 Year Dollar Savings
Completed	15	\$ 1,440,706.74	672,352	\$ 116,510.41	10,085,280	\$ 1,747,656.15
In Progress	123	\$17,408,411.08	7,080,797	\$ 1,352,689.58	106,211,955	\$ 20,290,343.70
Grand Total	138	\$18,849,117.82	7,753,149	\$ 1,469,199.99	116,297,235.00	\$ 22,037,999.85



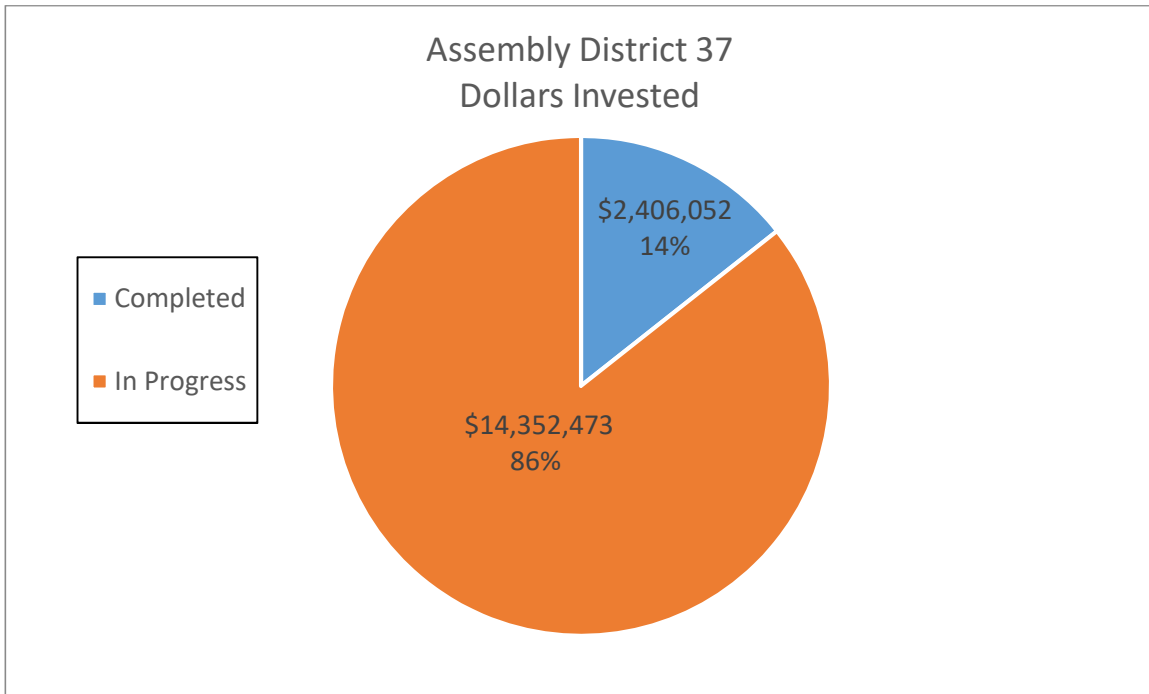
Assembly District 36						
	Number of Sites	Dollars Invested	Annual Electric Savings (kWh)	Annual Dollar Savings	15 Year Electric Savings (kWh)	15 Year Dollar Savings
Completed	22	\$ 7,977,752.26	2,512,040	\$ 480,555.04	37,680,600	\$ 7,208,325.59
In Progress	74	\$14,139,639.09	5,093,802	\$ 861,747.66	76,407,030	\$ 12,926,214.90
Grand Total	96	\$22,117,391.35	7,605,842	\$ 1,342,302.70	114,087,630.00	\$ 20,134,540.49
DAC	2	\$ 1,206,866.16	665,476	\$ 75,526.19	9,982,140	\$ 1,132,892.85



Assembly District 37

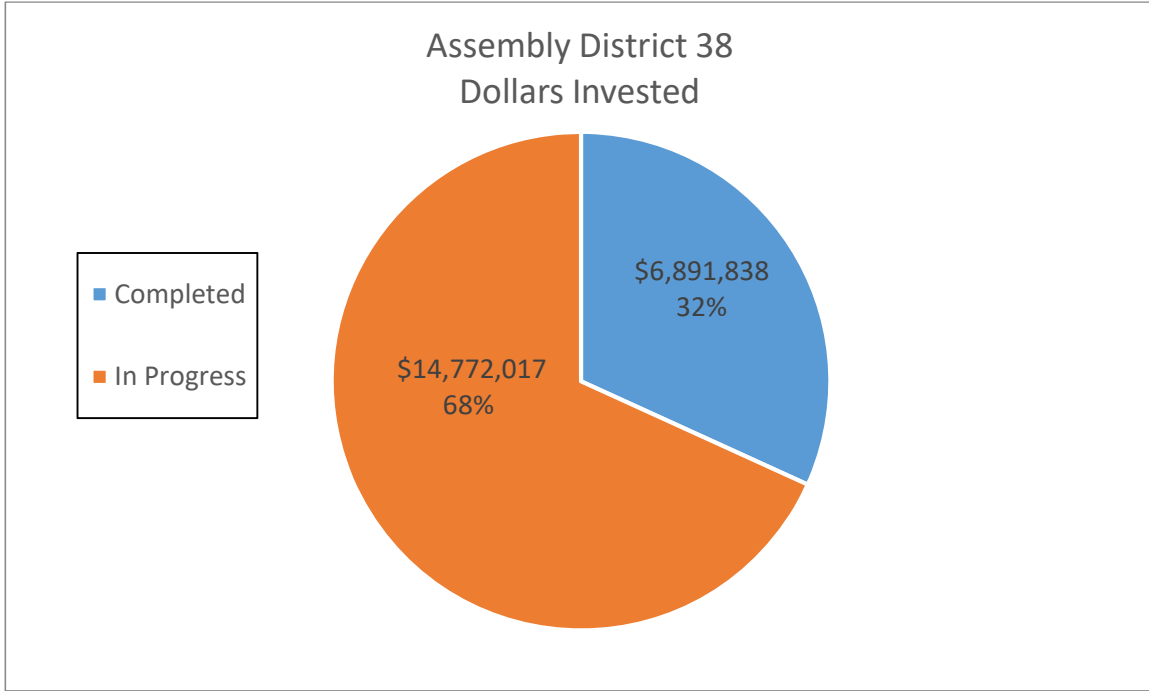
	Number of Sites	Dollars Invested	Annual Electric Savings (kWh)	Annual Dollar Savings	15 Year Electric Savings (kWh)	15 Year Dollar Savings
Completed	18	\$ 2,406,051.50	794,441	\$ 165,138.17	11,916,615	\$ 2,477,072.52
In Progress	102	\$14,352,472.56	5,968,946	\$ 975,505.99	89,534,190	\$ 14,632,589.85
Grand Total	120	\$16,758,524.06	6,763,387	\$ 1,140,644.16	101,450,805.00	\$ 17,109,662.37

DAC	6	\$ 1,395,348.27	1,038,333	\$ 104,134.78	15,574,995	\$ 1,562,021.70
------------	---	-----------------	-----------	---------------	------------	-----------------



Assembly District 38

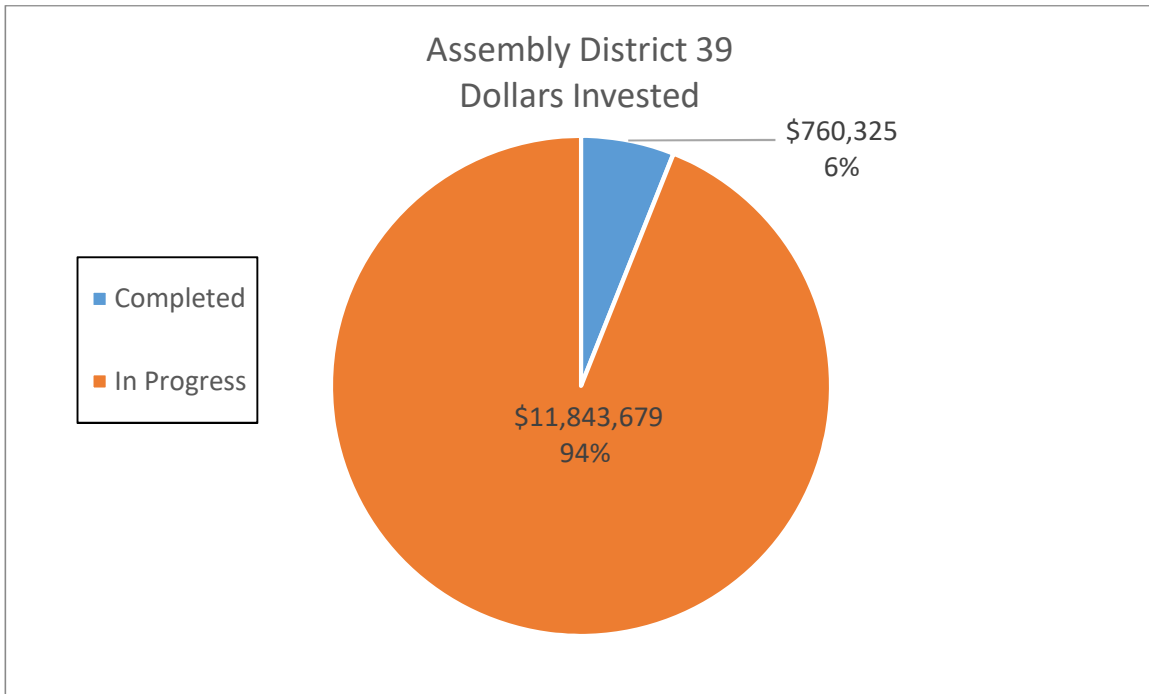
	Number of Sites	Dollars Invested	Annual Electric Savings (kWh)	Annual Dollar Savings	15 Year Electric Savings (kWh)	15 Year Dollar Savings
Completed	36	\$ 6,891,838.00	2,937,022	\$ 479,636.29	44,055,330	\$ 7,194,544.35
In Progress	34	\$14,772,017.41	4,525,640	\$ 946,966.67	67,884,600	\$ 14,204,500.05
Grand Total	70	\$21,663,855.41	7,462,662	\$ 1,426,602.96	111,939,930.00	\$ 21,399,044.40



Assembly District 39

	Number of Sites	Dollars Invested	Annual Electric Savings (kWh)	Annual Dollar Savings	15 Year Electric Savings (kWh)	15 Year Dollar Savings
Completed	2	\$ 760,324.52	246,984	\$ 43,302.24	3,704,760	\$ 649,533.60
In Progress	20	\$11,843,679.04	3,569,303	\$ 637,929.02	53,539,545	\$ 9,568,935.30
Grand Total	22	\$12,604,003.56	3,816,287	\$ 681,231.26	57,244,305.00	\$ 10,218,468.90

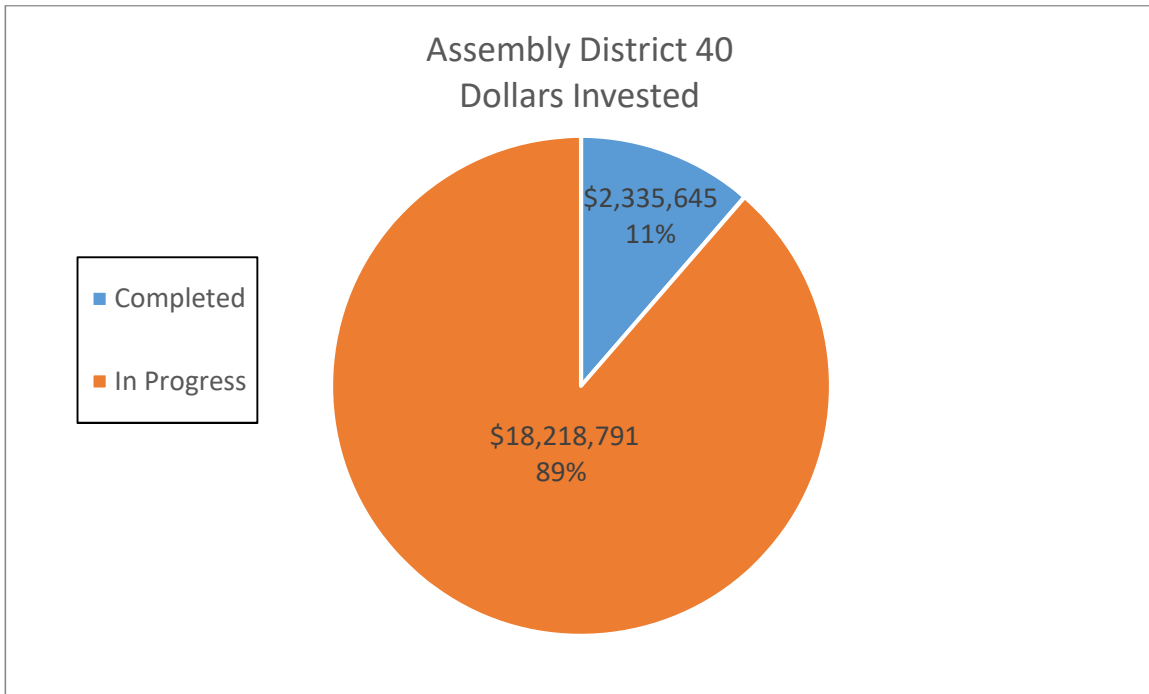
DAC	12	\$ 6,494,357.06	2,052,805	\$ 383,268.97	30,792,075	\$ 5,749,034.55
------------	----	-----------------	-----------	---------------	------------	-----------------



Assembly District 40

	Number of Sites	Dollars Invested	Annual Electric Savings (kWh)	Annual Dollar Savings	15 Year Electric Savings (kWh)	15 Year Dollar Savings
Completed	9	\$ 2,335,645.42	546,419	\$ 121,759.29	8,196,285	\$ 1,826,389.35
In Progress	50	\$18,218,790.88	7,398,298	\$ 1,367,141.76	110,974,470	\$ 20,507,126.40
Grand Total	59	\$20,554,436.30	7,944,717	\$ 1,488,901.05	119,170,755.00	\$ 22,333,515.75

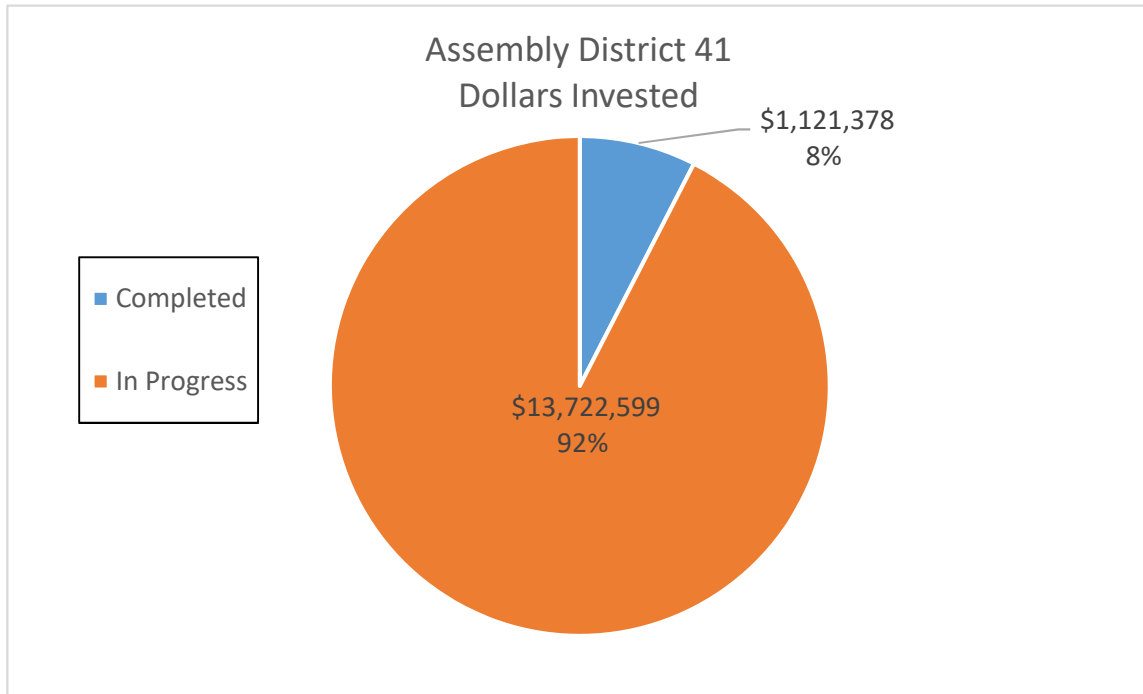
DAC	19	\$ 6,702,993.49	2,445,930	\$ 464,034.29	36,688,950	\$ 6,960,514.35
------------	----	-----------------	-----------	---------------	------------	-----------------



Assembly District 41

	Number of Sites	Dollars Invested	Annual Electric Savings (kWh)	Annual Dollar Savings	15 Year Electric Savings (kWh)	15 Year Dollar Savings
Completed	12	\$ 1,121,377.71	533,609	\$ 99,674.62	8,004,135	\$ 1,495,119.30
In Progress	69	\$13,722,599.05	5,085,051	\$ 905,206.91	76,275,765	\$ 13,578,103.65
Grand Total	81	\$14,843,976.76	5,618,660	\$ 1,004,881.53	84,279,900.00	\$ 15,073,222.95

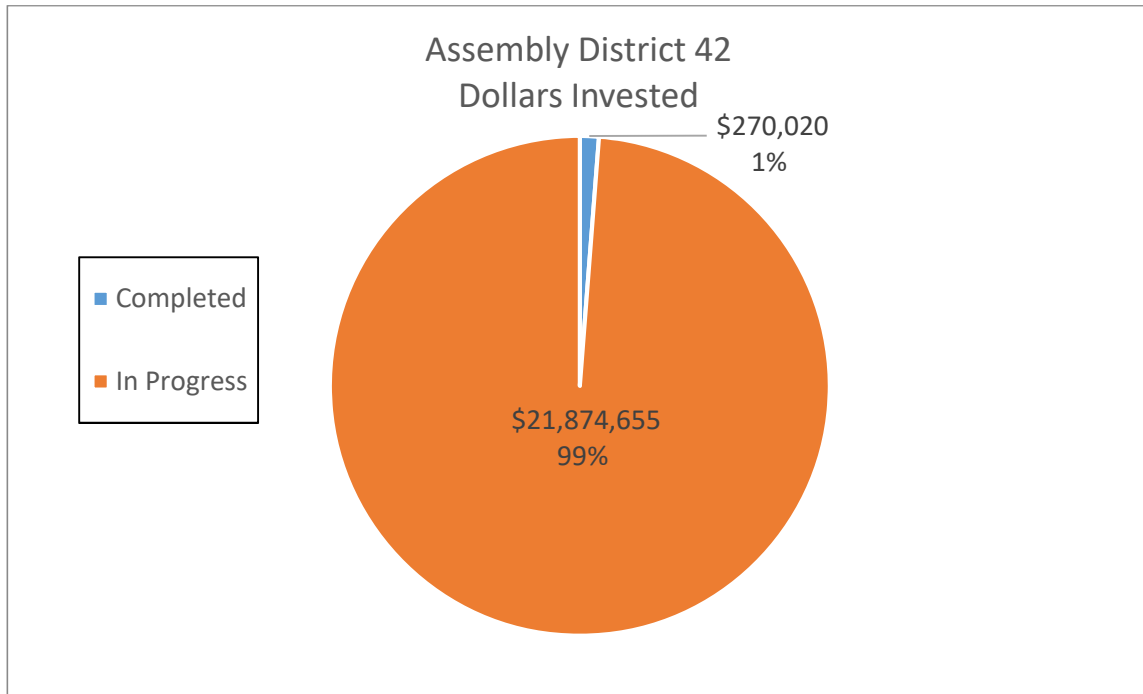
DAC	11	\$ 1,821,413.47	921,738	\$ 157,223.11	13,826,070	\$ 2,358,346.65
------------	----	-----------------	---------	---------------	------------	-----------------



Assembly District 42

	Number of Sites	Dollars Invested	Annual Electric Savings (kWh)	Annual Dollar Savings	15 Year Electric Savings (kWh)	15 Year Dollar Savings
Completed	1	\$ 270,020.00	397,670	\$ 52,829.00	5,965,050	\$ 792,435.00
In Progress	51	\$21,874,654.50	8,415,778	\$ 1,431,487.96	126,236,670	\$ 21,472,319.40
Grand Total	52	\$22,144,674.50	8,813,448	\$ 1,484,316.96	132,201,720.00	\$ 22,264,754.40

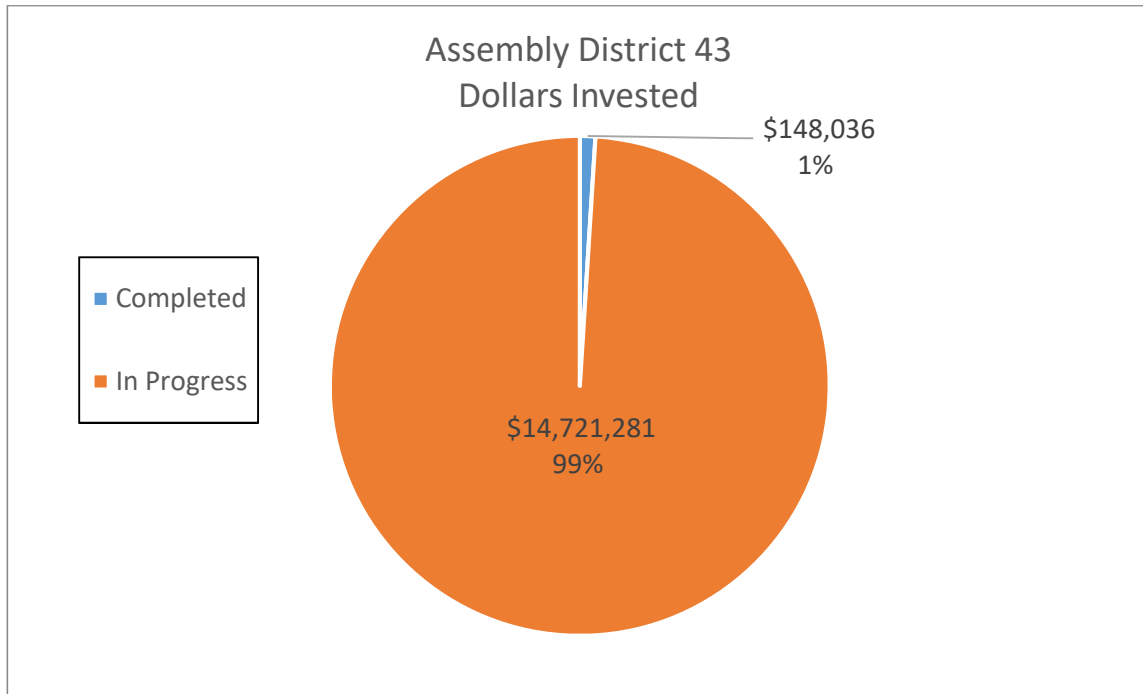
DAC	3	\$ 540,289.00	7,859	\$ 22,403.60	117,885	\$ 336,054.00
------------	---	---------------	-------	--------------	---------	---------------



Assembly District 43

	Number of Sites	Dollars Invested	Annual Electric Savings (kWh)	Annual Dollar Savings	15 Year Electric Savings (kWh)	15 Year Dollar Savings
Completed	1	\$ 148,036.00	89,618	\$ 14,956.28	1,344,270	\$ 224,344.20
In Progress	52	\$14,721,280.92	6,231,572	\$ 1,329,048.93	93,473,580	\$ 19,935,733.95
Grand Total	53	\$14,869,316.92	6,321,190	\$ 1,344,005.21	94,817,850.00	\$ 20,160,078.15

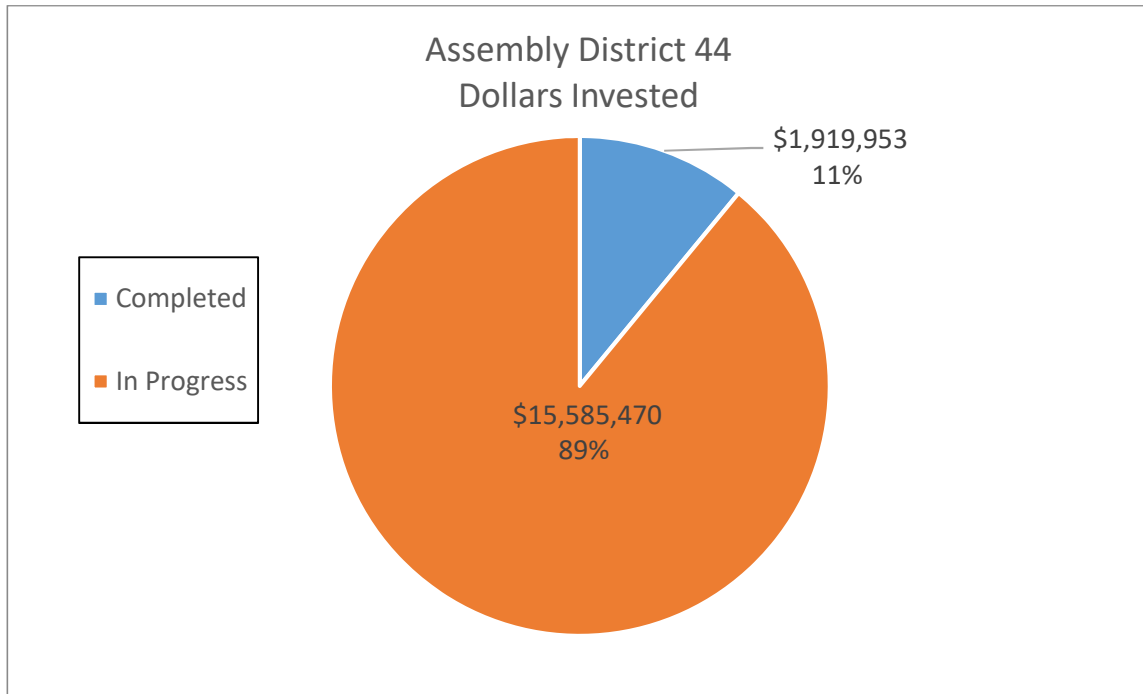
DAC	20	\$ 5,846,897.77	2,341,916	\$ 515,696.78	35,128,740	\$ 7,735,451.70
------------	----	-----------------	-----------	---------------	------------	-----------------



Assembly District 44

	Number of Sites	Dollars Invested	Annual Electric Savings (kWh)	Annual Dollar Savings	15 Year Electric Savings (kWh)	15 Year Dollar Savings
Completed	11	\$ 1,919,952.90	598,134	\$ 111,787.08	8,972,010	\$ 1,676,806.20
In Progress	85	\$15,585,469.56	6,048,090	\$ 1,057,965.15	90,721,350	\$ 15,869,477.25
Grand Total	96	\$17,505,422.46	6,646,224	\$ 1,169,752.23	99,693,360.00	\$ 17,546,283.45

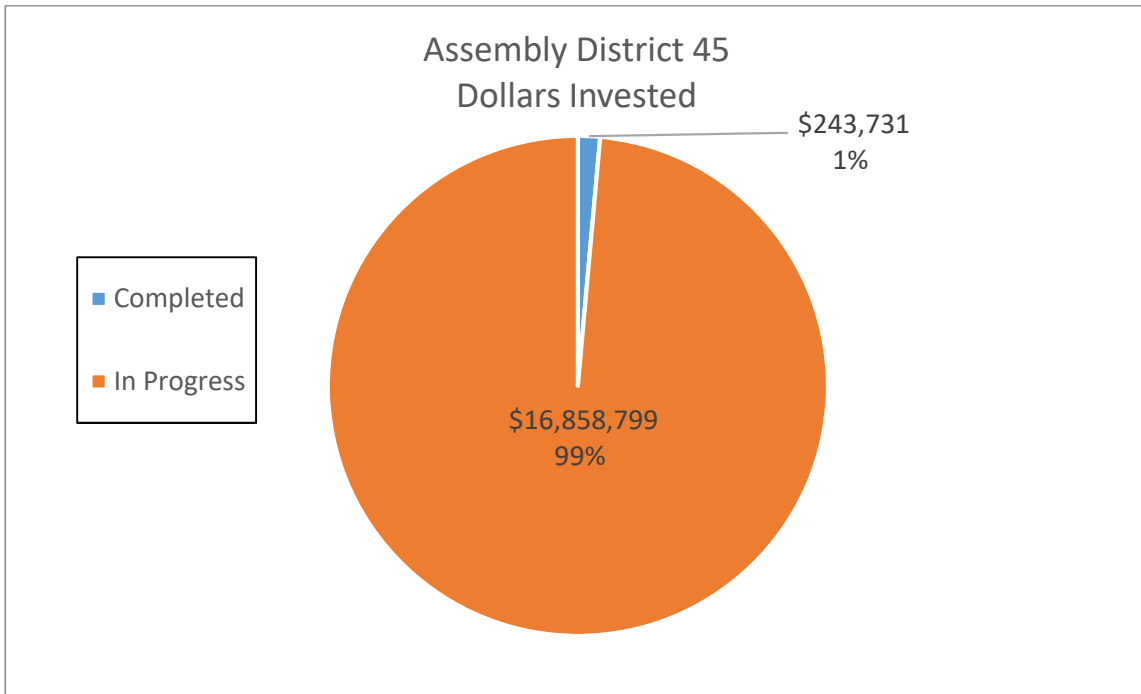
DAC	11	\$ 1,020,550.87	494,240	\$ 81,690.14	7,413,600	\$ 1,225,352.10
------------	----	-----------------	---------	--------------	-----------	-----------------



Assembly District 45

	Number of Sites	Dollars Invested	Annual Electric Savings (kWh)	Annual Dollar Savings	15 Year Electric Savings (kWh)	15 Year Dollar Savings
Completed	1	\$ 243,731.00	57,662	\$ 12,610.00	864,930	\$ 189,150.00
In Progress	50	\$16,858,799.01	4,731,477	\$ 898,735.14	70,972,155	\$ 13,481,027.10
Grand Total	51	\$17,102,530.01	4,789,139	\$ 911,345.14	71,837,085.00	\$ 13,670,177.10

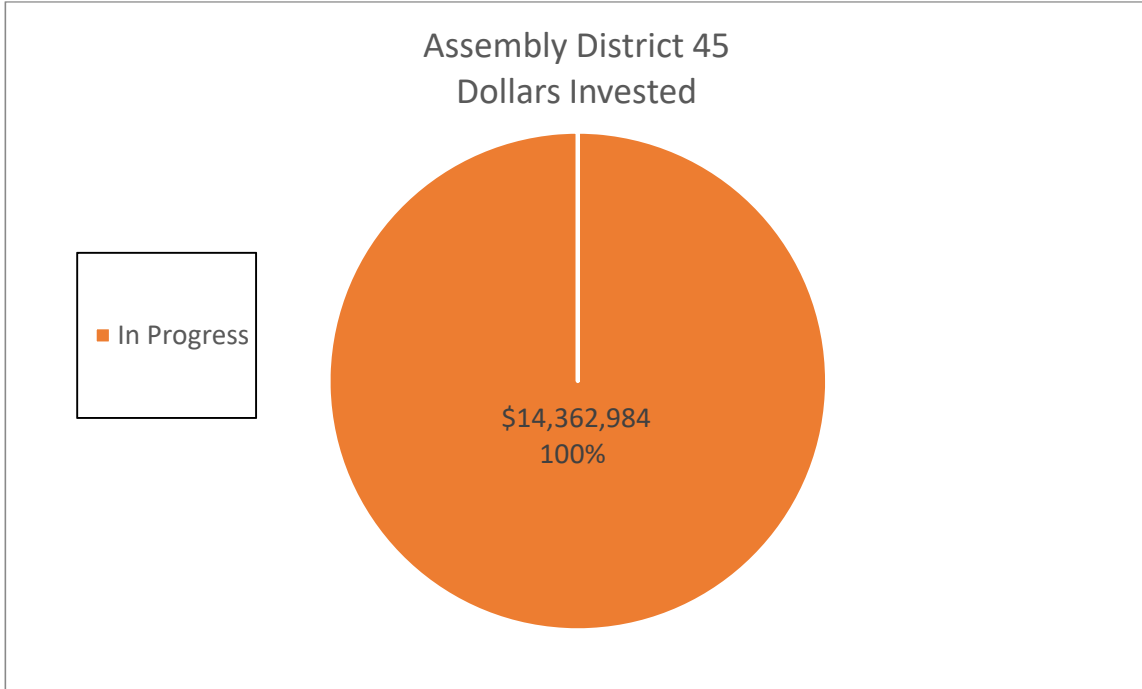
DAC	3	\$ 1,936,884.00	471,684	\$ 93,676.53	7,075,260	\$ 1,405,147.95
------------	---	-----------------	---------	--------------	-----------	-----------------



Assembly District 46

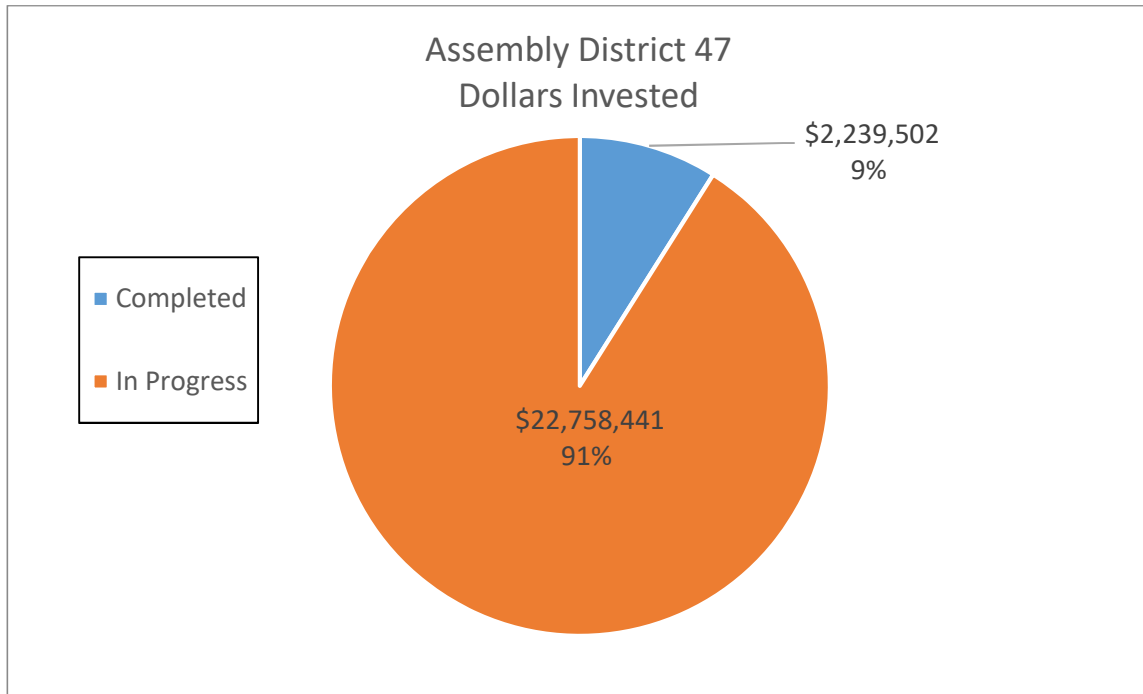
	Number of Sites	Dollars Invested	Annual Electric Savings (kWh)	Annual Dollar Savings	15 Year Electric Savings (kWh)	15 Year Dollar Savings
In Progress	19	\$14,362,983.51	4,249,486	\$ 778,323.94	63,742,290	\$ 11,674,859.10
Grand Total	19	\$14,362,983.51	4,249,486	\$ 778,323.94	63,742,290	\$ 11,674,859.10

DAC	8	\$ 9,200,955.62	2,708,811	\$ 475,827.75	40,632,165	\$ 7,137,416.25
-----	---	-----------------	-----------	---------------	------------	-----------------



Assembly District 47

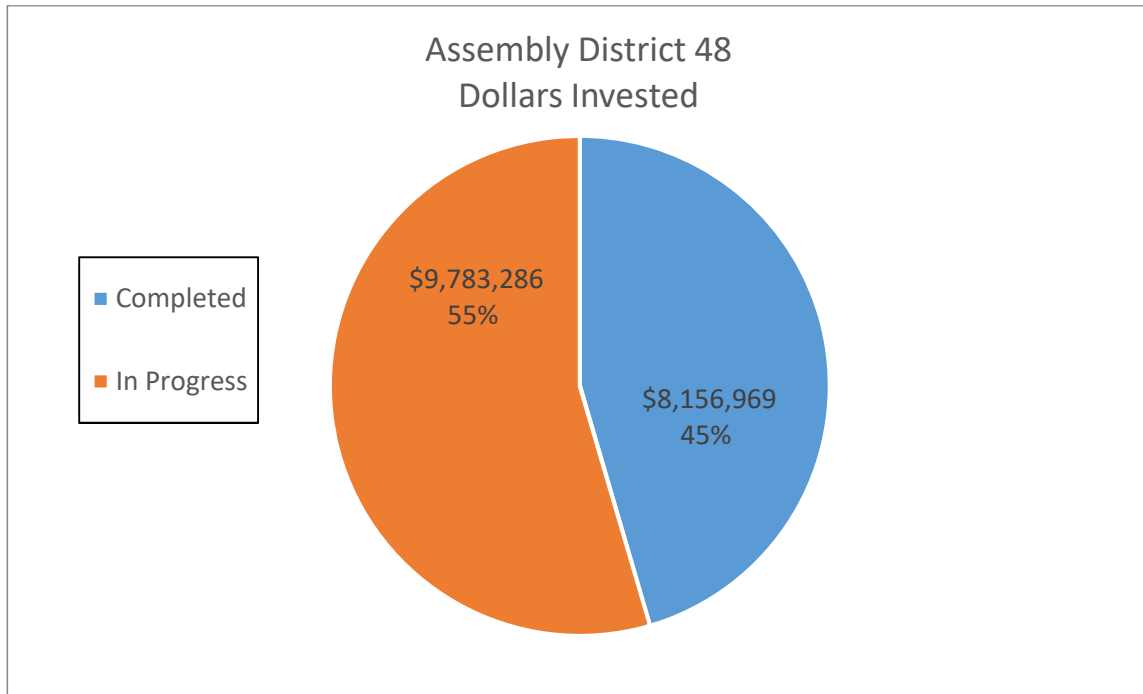
	Number of Sites	Dollars Invested	Annual Electric Savings (kWh)	Annual Dollar Savings	15 Year Electric Savings (kWh)	15 Year Dollar Savings
Completed	3	\$ 2,239,502.13	696,433	\$ 147,002.41	10,446,495	\$ 2,205,036.15
In Progress	86	\$22,758,441.28	7,677,218	\$ 1,404,913.99	115,158,270	\$ 21,073,709.85
Grand Total	89	\$24,997,943.41	8,373,651	\$ 1,551,916.40	125,604,765.00	\$ 23,278,746.00
DAC	58	\$16,932,052.07	5,474,573	\$ 1,022,779.25	82,118,595	\$15,341,688.75



Assembly District 48

	Number of Sites	Dollars Invested	Annual Electric Savings (kWh)	Annual Dollar Savings	15 Year Electric Savings (kWh)	15 Year Dollar Savings
Completed	53	\$ 8,156,968.80	3,232,985	\$ 611,216.29	48,494,775	\$ 9,168,244.35
In Progress	71	\$ 9,783,285.70	4,597,714	\$ 753,815.72	68,965,710	\$ 11,307,235.80
Grand Total	124	\$17,940,254.50	7,830,699	\$ 1,365,032.01	117,460,485.00	\$ 20,475,480.15

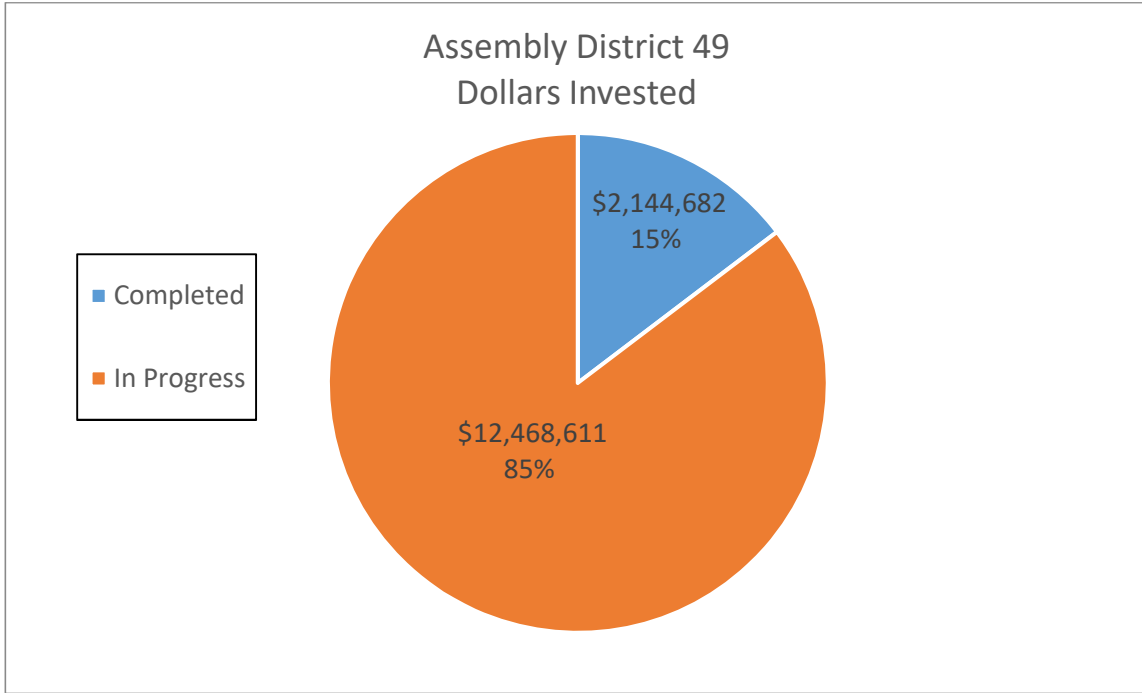
DAC	45	\$ 8,103,890.89	3,633,157	\$ 594,803.93	54,497,355	\$ 8,922,058.95
------------	----	-----------------	-----------	---------------	------------	-----------------



Assembly District 49

	Number of Sites	Dollars Invested	Annual Electric Savings (kWh)	Annual Dollar Savings	15 Year Electric Savings (kWh)	15 Year Dollar Savings
Completed	21	\$ 2,144,681.62	1,367,658	\$ 301,317.00	20,514,870	\$ 4,519,755.00
In Progress	68	\$12,468,610.76	5,135,494	\$ 964,309.96	77,032,410	\$ 14,464,649.40
Grand Total	89	\$14,613,292.38	6,503,152	\$ 1,265,626.96	97,547,280.00	\$ 18,984,404.40

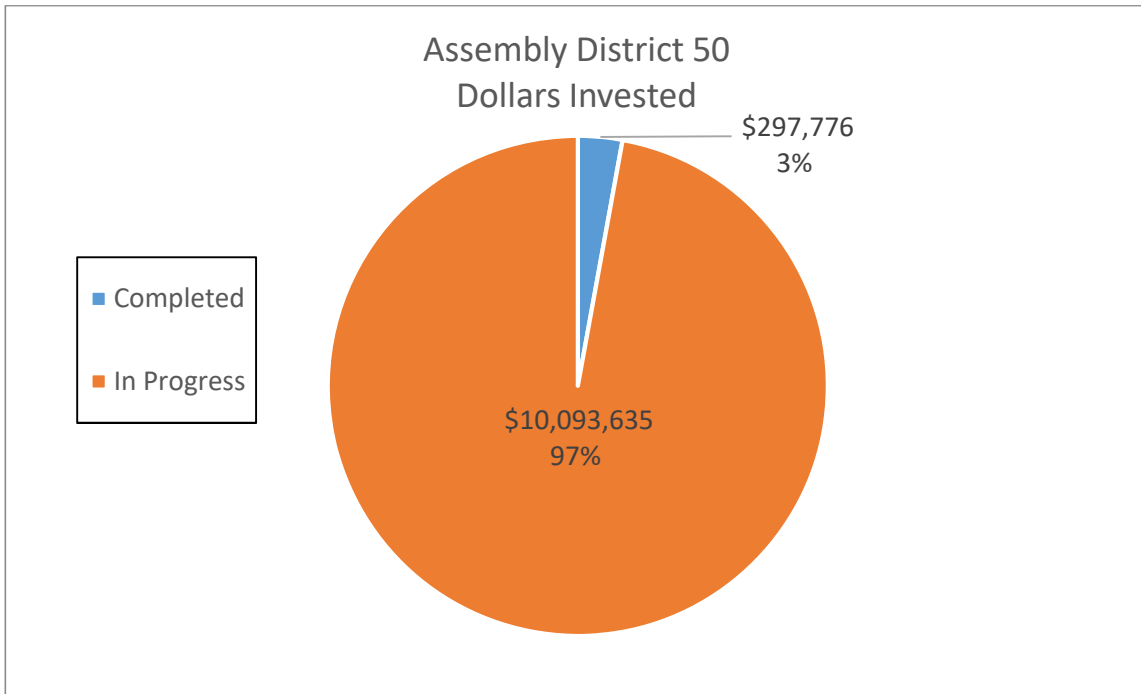
DAC	31	\$ 4,916,377.64	2,993,455	\$ 529,071.31	44,901,825	\$ 7,936,069.65
------------	----	-----------------	-----------	---------------	------------	-----------------



Assembly District 50

	Number of Sites	Dollars Invested	Annual Electric Savings (kWh)	Annual Dollar Savings	15 Year Electric Savings (kWh)	15 Year Dollar Savings
Completed	2	\$ 297,776.33	380,874	\$ 69,452.44	5,713,110	\$ 1,041,786.60
In Progress	39	\$10,093,635.00	3,919,553	\$ 676,081.41	58,793,295	\$ 10,141,221.15
Grand Total	41	\$10,391,411.33	4,300,427	\$ 745,533.85	64,506,405.00	\$ 11,183,007.75

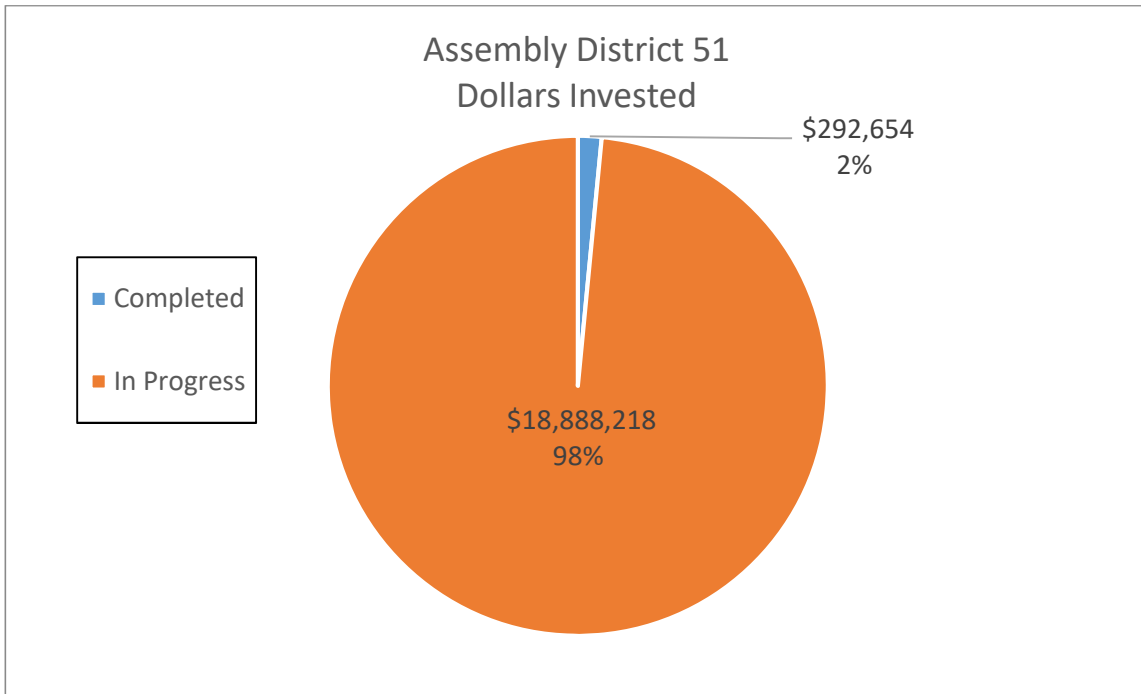
DAC	3	\$ 2,195,855.00	602,584	\$ 112,611.50	9,038,760	\$ 1,689,172.50
------------	---	-----------------	---------	---------------	-----------	-----------------



Assembly District 51

	Number of Sites	Dollars Invested	Annual Electric Savings (kWh)	Annual Dollar Savings	15 Year Electric Savings (kWh)	15 Year Dollar Savings
Completed	2	\$ 292,654.00	237,386	\$ 35,947.25	3,560,790	\$ 539,208.75
In Progress	31	\$18,888,218.29	6,024,989	\$ 982,706.37	90,374,835	\$ 14,740,595.55
Grand Total	33	\$19,180,872.29	6,262,375	\$ 1,018,653.62	93,935,625.00	\$ 15,279,804.30

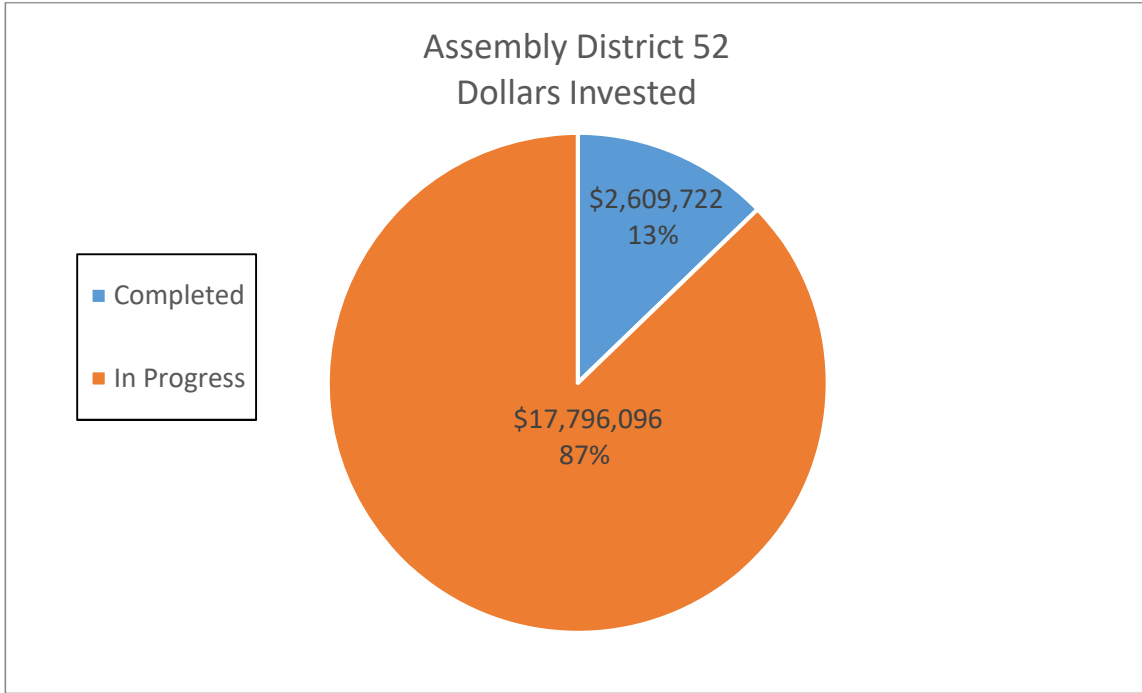
DAC	24	\$12,607,745.29	4,197,707	\$ 674,438.96	62,965,605	\$10,116,584.40
------------	----	-----------------	-----------	---------------	------------	-----------------



Assembly District 52

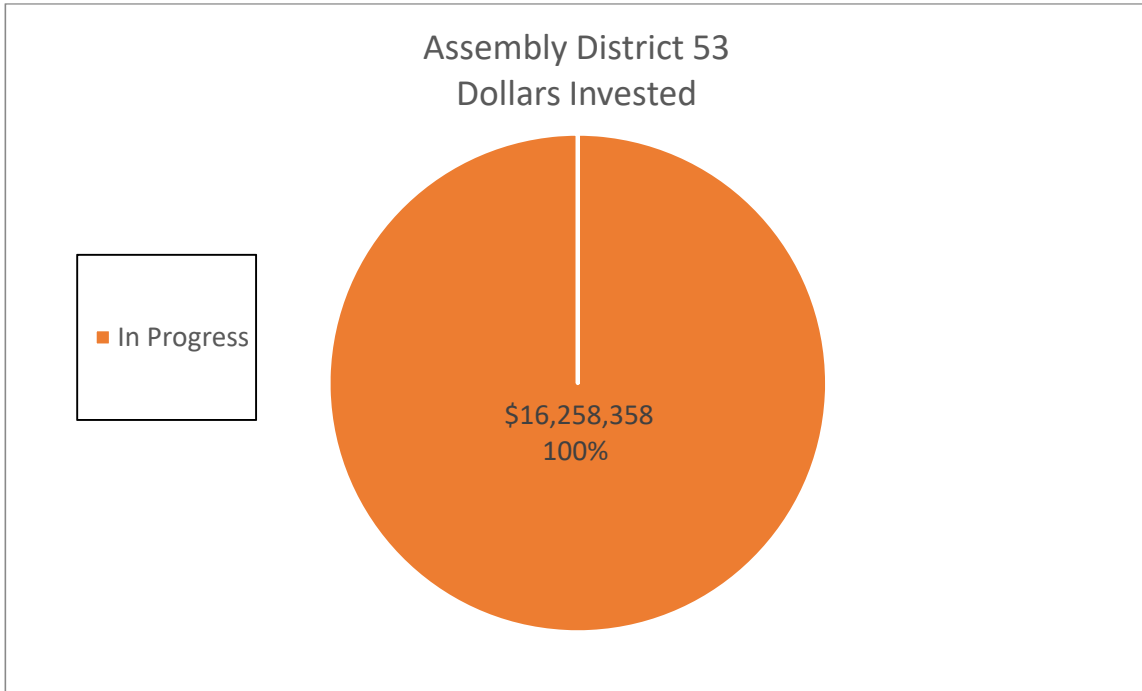
	Number of Sites	Dollars Invested	Annual Electric Savings (kWh)	Annual Dollar Savings	15 Year Electric Savings (kWh)	15 Year Dollar Savings
Completed	23	\$ 2,609,721.90	925,204	\$ 167,599.74	13,878,060	\$ 2,513,996.10
In Progress	76	\$17,796,095.92	7,416,122	\$ 1,384,688.38	111,241,830	\$ 20,770,325.70
Grand Total	99	\$20,405,817.82	8,341,326	\$ 1,552,288.12	125,119,890.00	\$ 23,284,321.80

DAC	77	\$16,986,003.35	7,149,558	\$ 1,293,867.01	107,243,370	\$19,408,005.15
------------	----	-----------------	-----------	-----------------	-------------	-----------------



Assembly District 53

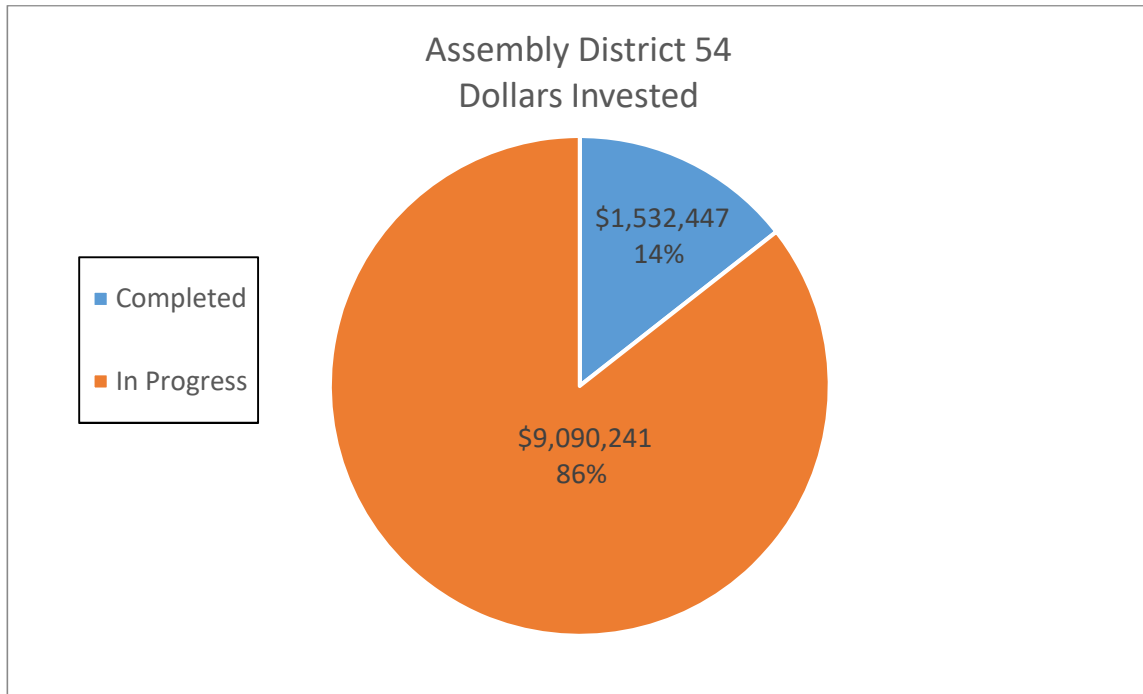
	Number of Sites	Dollars Invested	Annual Electric Savings (kWh)	Annual Dollar Savings	15 Year Electric Savings (kWh)	15 Year Dollar Savings
In Progress	27	\$16,258,357.74	5,360,039	\$ 967,474.78	80,400,585	\$ 14,512,121.70
Grand Total	27	\$16,258,357.74	5,360,039	\$ 967,474.78	80,400,585	\$ 14,512,121.70
DAC	23	\$15,369,708.45	5,016,142	\$ 897,390.48	75,242,130	\$13,460,857.20



Assembly District 54

	Number of Sites	Dollars Invested	Annual Electric Savings (kWh)	Annual Dollar Savings	15 Year Electric Savings (kWh)	15 Year Dollar Savings
Completed	8	\$ 1,532,447.00	363,304	\$ 83,937.00	5,449,560	\$ 1,259,055.00
In Progress	11	\$ 9,090,241.33	2,131,635	\$ 339,905.28	31,974,525	\$ 5,098,579.20
Grand Total	19	\$10,622,688.33	2,494,939	\$ 423,842.28	37,424,085.00	\$ 6,357,634.20

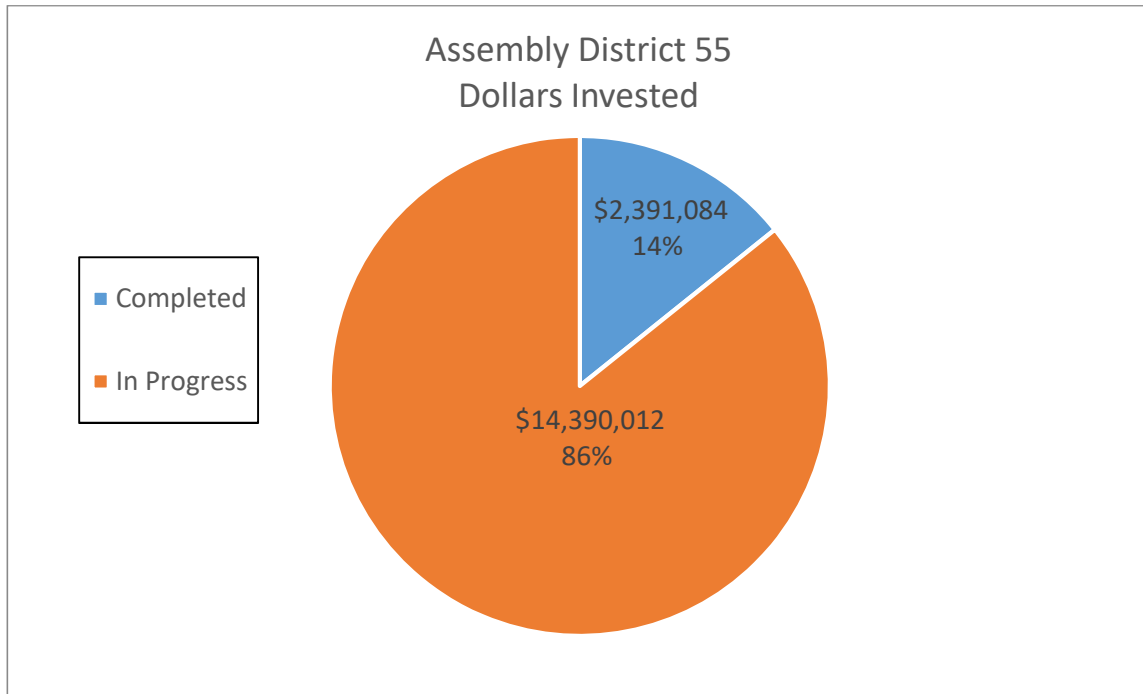
DAC	7	\$ 8,382,829.80	1,901,507	\$ 299,834.75	28,522,605	\$ 4,497,521.25
------------	---	-----------------	-----------	---------------	------------	-----------------



Assembly District 55

	Number of Sites	Dollars Invested	Annual Electric Savings (kWh)	Annual Dollar Savings	15 Year Electric Savings (kWh)	15 Year Dollar Savings
Completed	11	\$ 2,391,084.33	447,833	\$ 108,137.96	6,717,495	\$ 1,622,069.38
In Progress	91	\$14,390,011.84	4,498,782	\$ 893,066.99	67,481,730	\$ 13,396,004.85
Grand Total	102	\$16,781,096.17	4,946,615	\$ 1,001,204.95	74,199,225.00	\$ 15,018,074.23

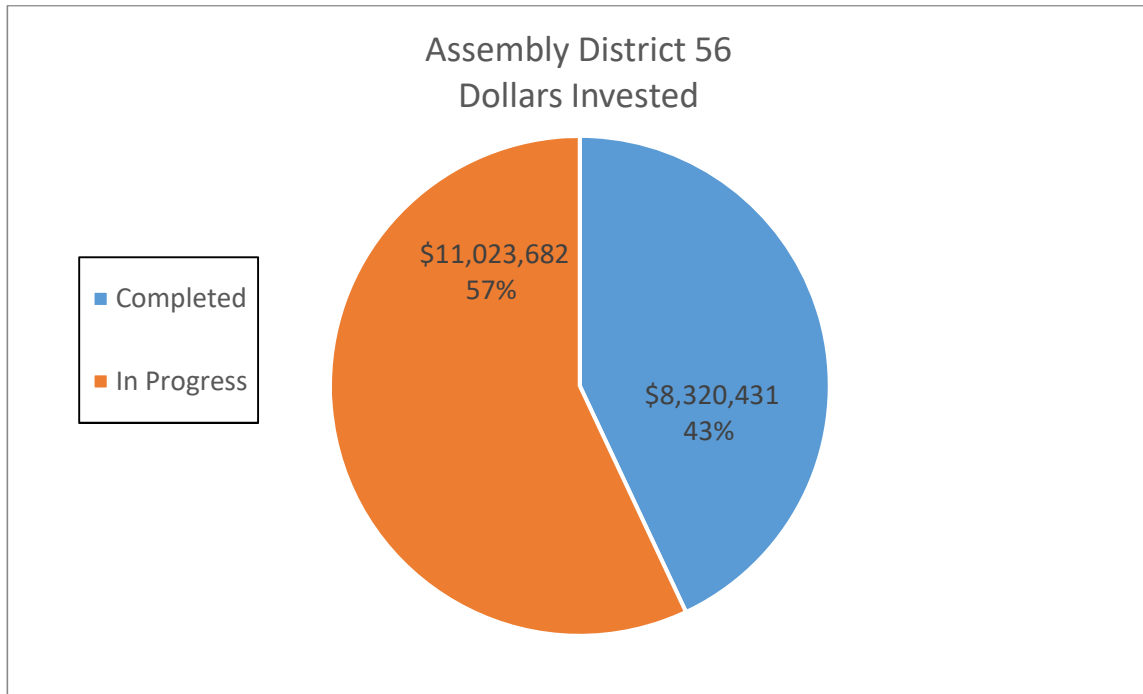
DAC	7	\$ 882,235.00	318,718	\$ 59,422.88	4,780,770	\$ 891,343.20
------------	---	---------------	---------	--------------	-----------	---------------



Assembly District 56

	Number of Sites	Dollars Invested	Annual Electric Savings (kWh)	Annual Dollar Savings	15 Year Electric Savings (kWh)	15 Year Dollar Savings
Completed	30	\$ 8,320,431.00	5,189,529	\$ 629,603.02	77,842,935	\$ 9,444,045.30
In Progress	59	\$11,023,682.09	6,446,381	\$ 873,691.34	96,695,715	\$ 13,105,370.10
Grand Total	89	\$19,344,113.09	11,635,910	\$ 1,503,294.36	174,538,650.00	\$ 22,549,415.40

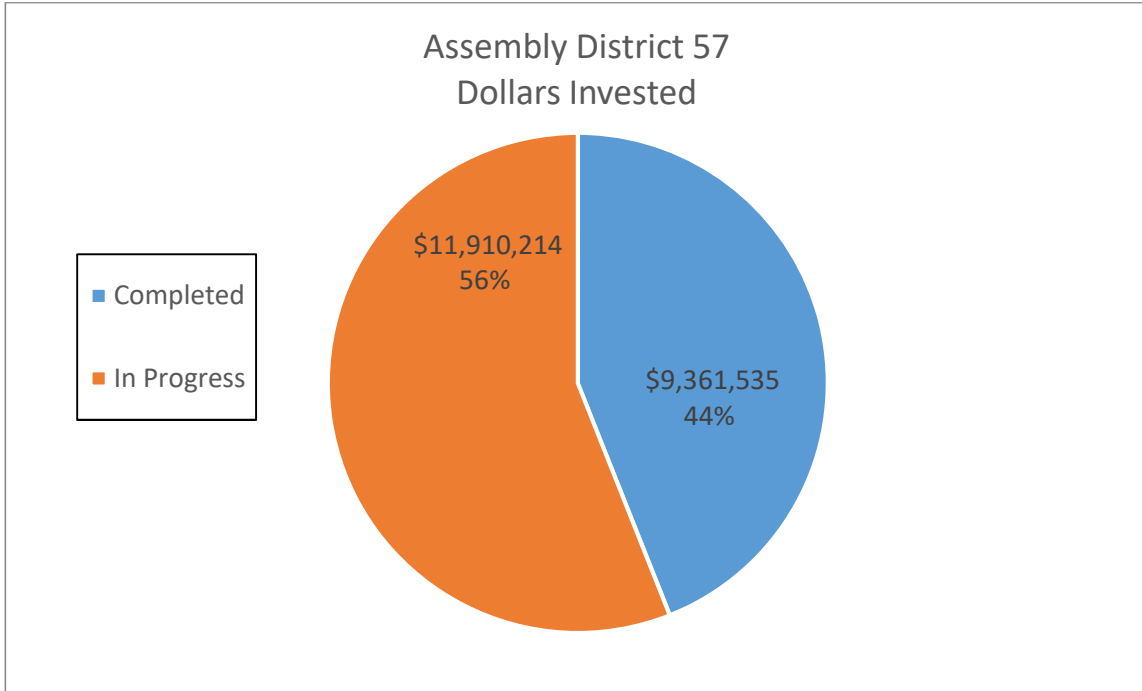
DAC	40	\$ 6,628,275.22	4,055,569	\$ 506,417.90	60,833,535	\$ 7,596,268.50
------------	----	-----------------	-----------	---------------	------------	-----------------



Assembly District 57

	Number of Sites	Dollars Invested	Annual Electric Savings (kWh)	Annual Dollar Savings	15 Year Electric Savings (kWh)	15 Year Dollar Savings
Completed	15	\$ 9,361,535.14	4,601,600	\$ 655,146.00	69,024,000	\$ 9,827,190.00
In Progress	80	\$11,910,213.75	5,267,206	\$ 968,607.11	79,008,090	\$ 14,529,106.65
Grand Total	95	\$21,271,748.89	9,868,806	\$ 1,623,753.11	148,032,090.00	\$ 24,356,296.65

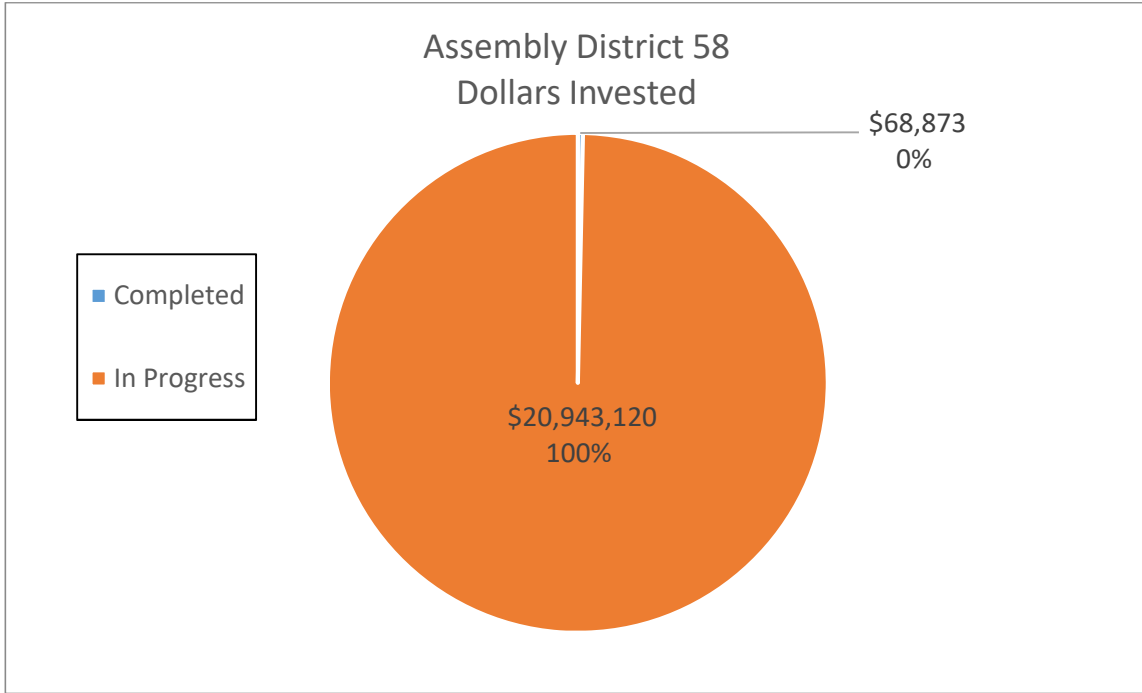
DAC	50	\$11,617,020.21	4,716,130	\$ 754,878.77	70,741,950	\$11,323,181.55
------------	----	-----------------	-----------	---------------	------------	-----------------



Assembly District 58

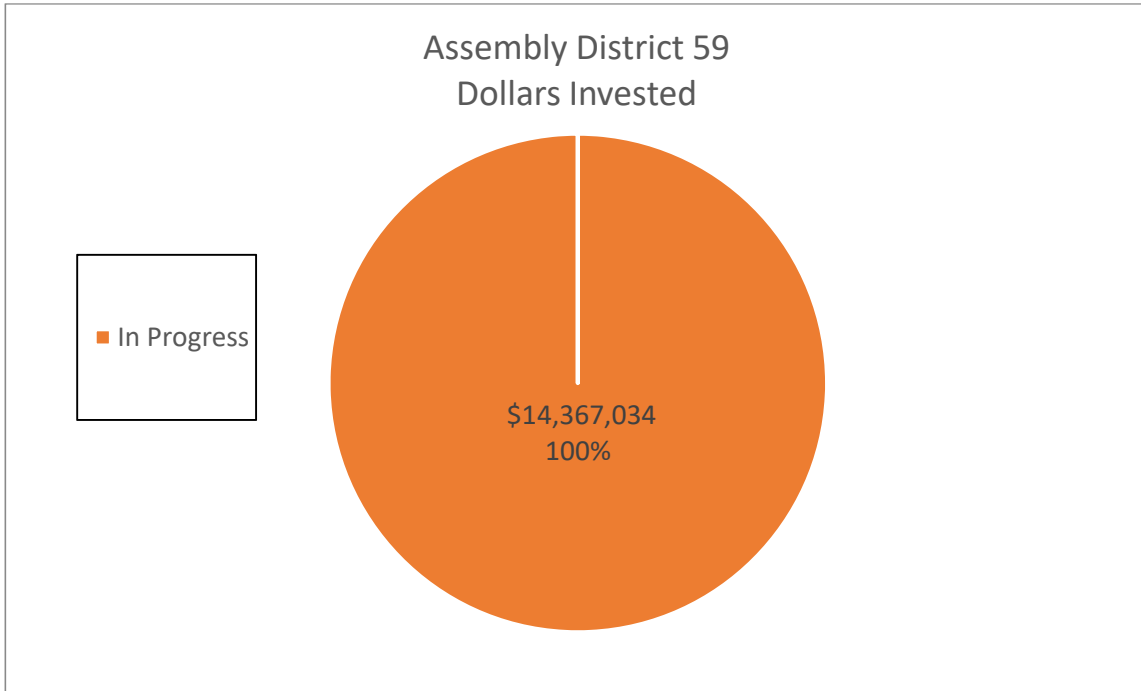
	Number of Sites	Dollars Invested	Annual Electric Savings (kWh)	Annual Dollar Savings	15 Year Electric Savings (kWh)	15 Year Dollar Savings
Completed	1	\$ 68,873.00	6,479	\$ 1,048.00	97,185	\$ 15,720.00
In Progress	95	\$20,943,119.91	6,466,110	\$ 1,540,578.64	96,991,650	\$ 23,108,679.60
Grand Total	96	\$21,011,992.91	6,472,589	\$ 1,541,626.64	97,088,835.00	\$ 23,124,399.60

DAC	46	\$11,856,554.21	4,033,856	\$ 822,016.19	60,507,840	\$12,330,242.85
------------	----	-----------------	-----------	---------------	------------	-----------------



Assembly District 59

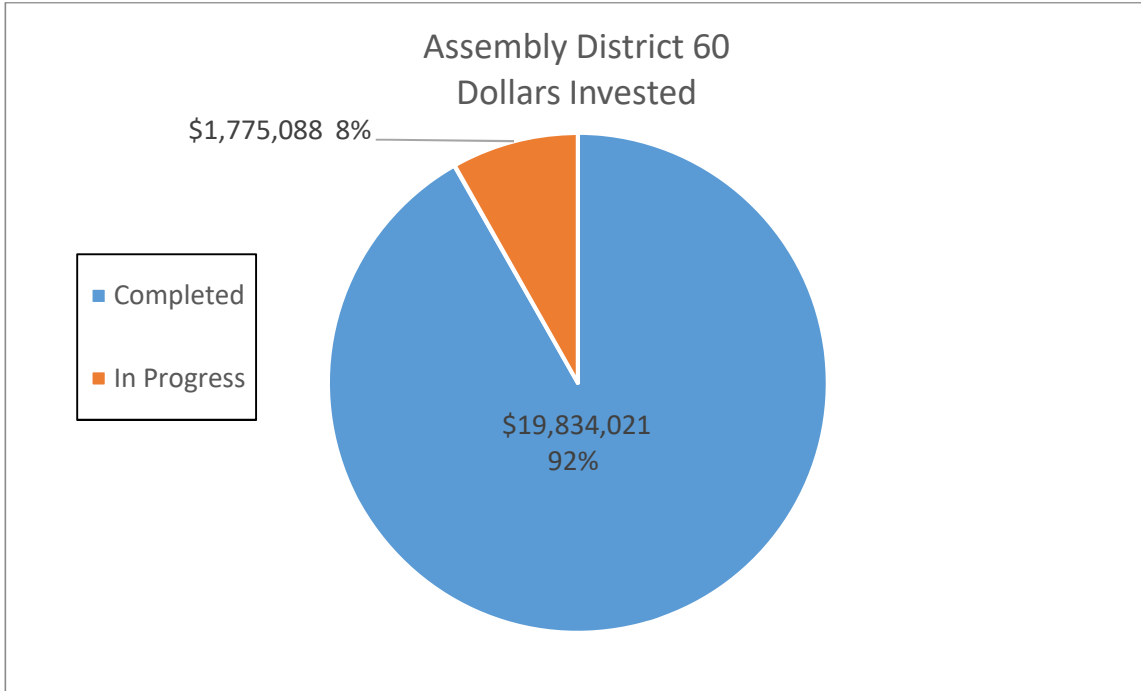
	Number of Sites	Dollars Invested	Annual Electric Savings (kWh)	Annual Dollar Savings	15 Year Electric Savings (kWh)	15 Year Dollar Savings
In Progress	28	\$14,367,033.88	5,535,850	\$ 895,156.81	83,037,750	\$ 13,427,352.15
Grand Total	28	\$14,367,033.88	5,535,850	\$ 895,156.81	83,037,750	\$ 13,427,352.15
DAC	28	\$14,367,033.88	5,535,850	\$ 895,156.81	83,037,750	\$ 13,427,352.15



Assembly District 60

	Number of Sites	Dollars Invested	Annual Electric Savings (kWh)	Annual Dollar Savings	15 Year Electric Savings (kWh)	15 Year Dollar Savings
Completed	103	\$19,834,020.81	6,350,906	\$ 1,145,834.16	95,263,590	\$ 17,187,512.42
In Progress	14	\$ 1,775,088.00	618,354	\$ 114,271.42	9,275,310	\$ 1,714,071.30
Grand Total	117	\$21,609,108.81	6,969,260	\$ 1,260,105.58	104,538,900.00	\$ 18,901,583.72

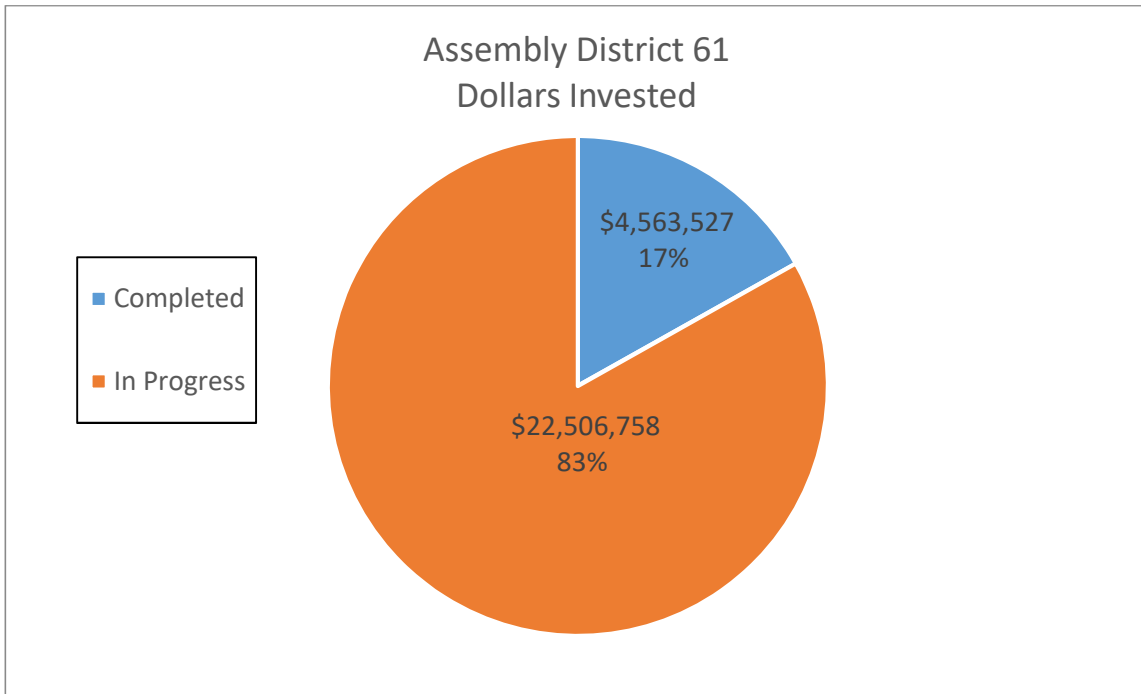
DAC	47	\$ 7,792,884.47	2,632,281	\$ 474,264.52	39,484,215	\$ 7,113,967.82
------------	-----------	------------------------	------------------	----------------------	-------------------	------------------------



Assembly District 61

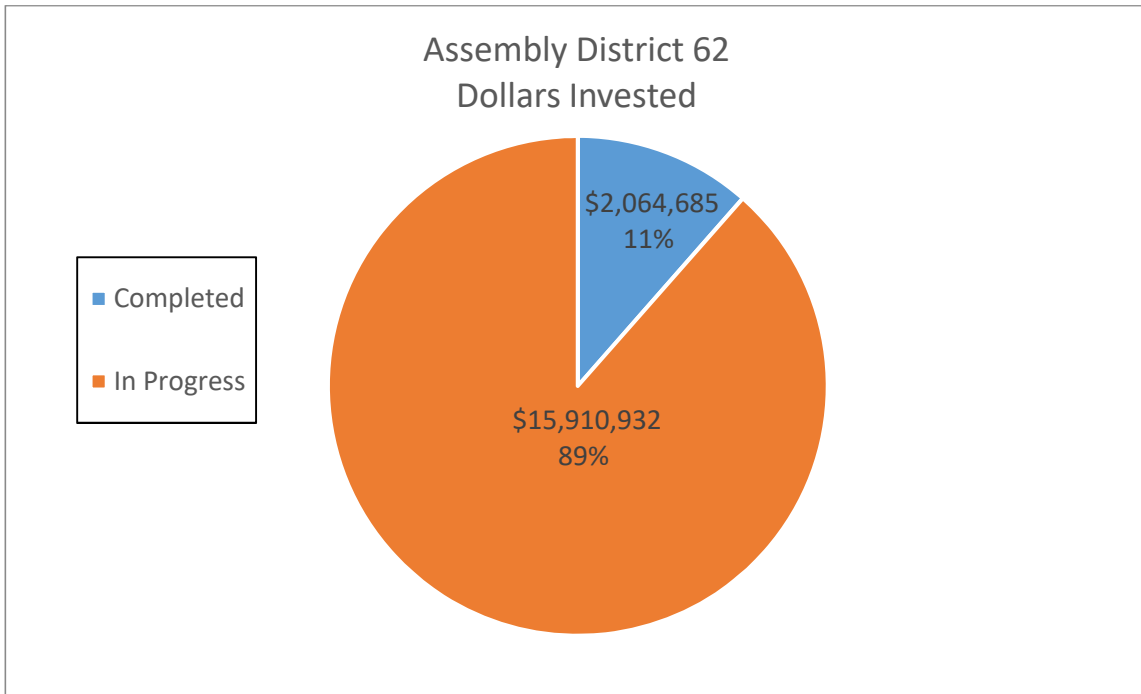
	Number of Sites	Dollars Invested	Annual Electric Savings (kWh)	Annual Dollar Savings	15 Year Electric Savings (kWh)	15 Year Dollar Savings
Completed	6	\$ 4,563,527.00	1,219,276	\$ 243,164.60	18,289,140	\$ 3,647,469.00
In Progress	67	\$22,506,758.44	8,530,819	\$ 1,525,447.16	127,962,285	\$ 22,881,707.40
Grand Total	73	\$27,070,285.44	9,750,095	\$ 1,768,611.76	146,251,425.00	\$ 26,529,176.40

DAC	37	\$11,028,711.44	3,905,491	\$ 698,926.24	58,582,365	\$10,483,893.60
------------	----	-----------------	-----------	---------------	------------	-----------------



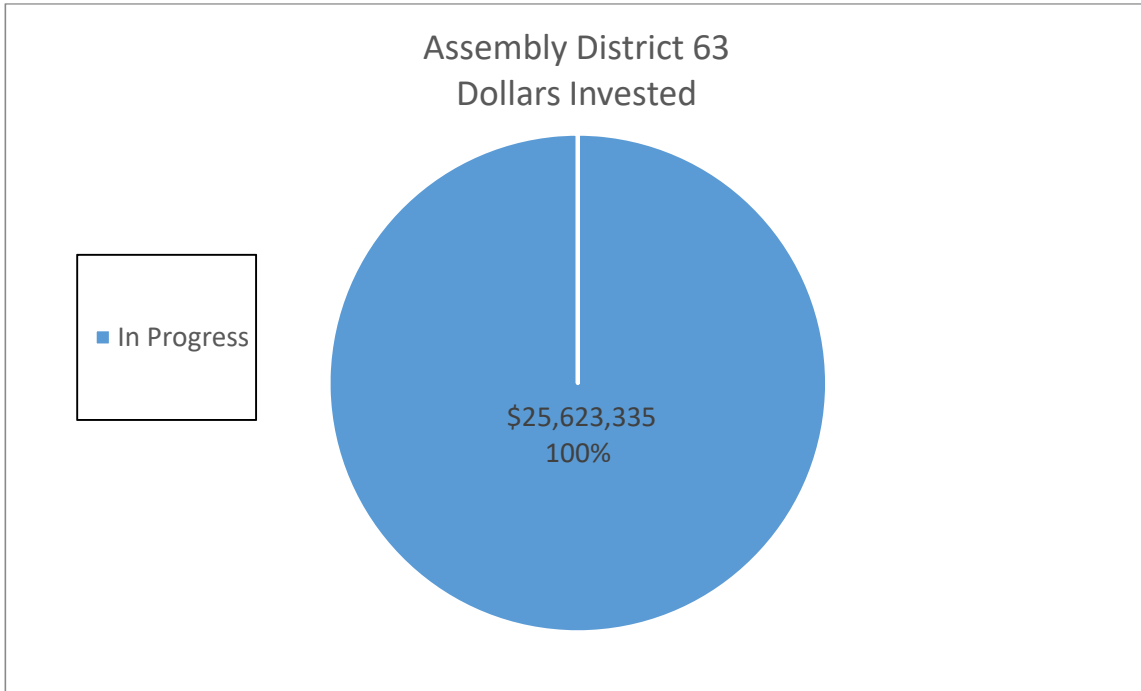
Assembly District 62

	Number of Sites	Dollars Invested	Annual Electric Savings (kWh)	Annual Dollar Savings	15 Year Electric Savings (kWh)	15 Year Dollar Savings
Completed	8	\$ 2,064,685.21	945,555	\$ 156,875.59	14,183,325	\$ 2,353,133.88
In Progress	53	\$15,910,931.77	6,288,840	\$ 1,076,169.33	94,332,600	\$ 16,142,539.95
Grand Total	61	\$17,975,616.98	7,234,395	\$ 1,233,044.92	108,515,925.00	\$ 18,495,673.83
DAC	45	\$13,418,987.69	5,644,537	\$ 970,632.15	84,668,055	\$14,559,482.28



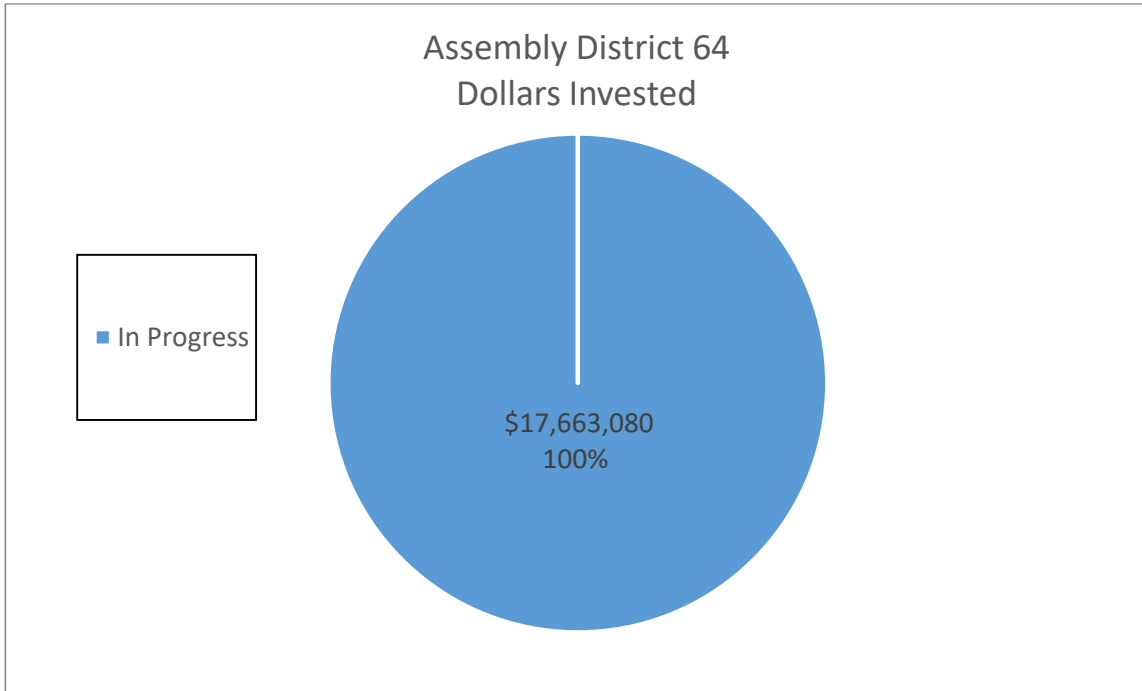
Assembly District 63

	Number of Sites	Dollars Invested	Annual Electric Savings (kWh)	Annual Dollar Savings	15 Year Electric Savings (kWh)	15 Year Dollar Savings
In Progress	80	\$25,623,335.31	9,445,873	\$ 1,707,134.35	141,688,095	\$ 25,607,015.25
Grand Total	80	\$25,623,335.31	9,445,873	\$ 1,707,134.35	141,688,095	\$ 25,607,015.25
DAC	52	\$22,583,161.98	7,879,603	\$ 1,384,572.55	118,194,045	\$ 20,768,588.25



Assembly District 64

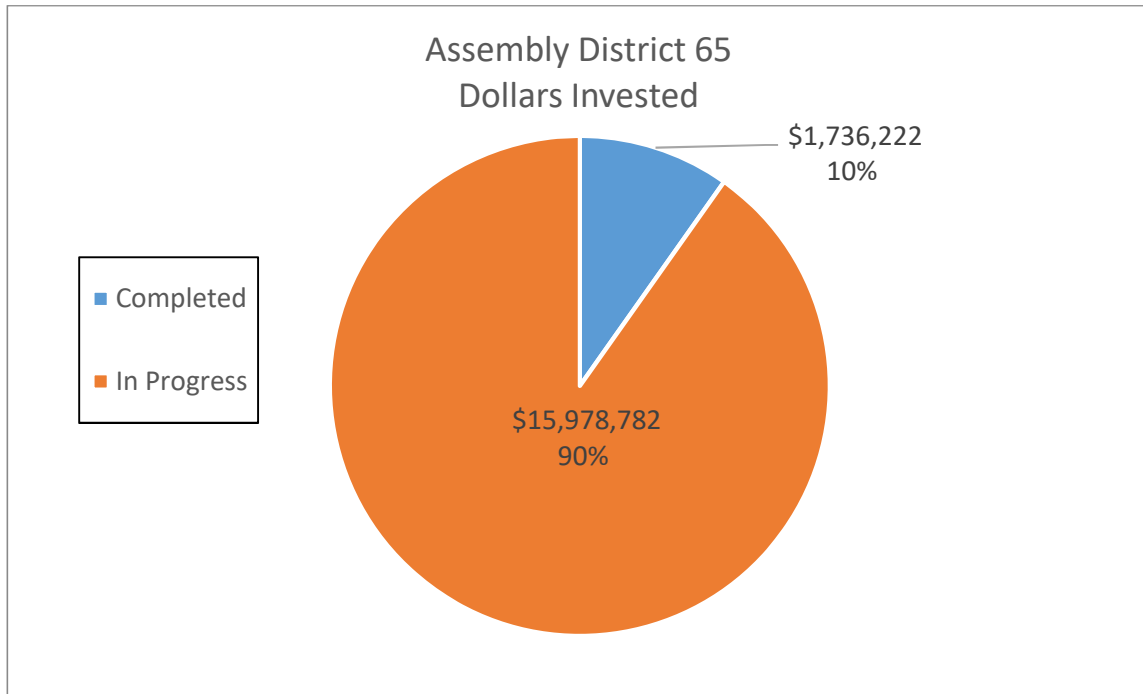
	Number of Sites	Dollars Invested	Annual Electric Savings (kWh)	Annual Dollar Savings	15 Year Electric Savings (kWh)	15 Year Dollar Savings
In Progress	34	\$17,663,079.56	5,726,248	\$ 1,035,671.46	85,893,720	\$ 15,535,071.90
Grand Total	34	\$17,663,079.56	5,726,248	\$ 1,035,671.46	85,893,720	\$ 15,535,071.90
DAC	33	\$15,409,336.56	5,311,810	\$ 938,539.46	79,677,150	\$14,078,091.90



Assembly District 65

	Number of Sites	Dollars Invested	Annual Electric Savings (kWh)	Annual Dollar Savings	15 Year Electric Savings (kWh)	15 Year Dollar Savings
Completed	5	\$ 1,736,222.00	592,138	\$ 110,518.08	8,882,070	\$ 1,657,771.20
In Progress	76	\$15,978,782.11	5,699,307	\$ 1,047,506.90	85,489,605	\$ 15,712,603.50
Grand Total	81	\$17,715,004.11	6,291,445	\$ 1,158,024.98	94,371,675.00	\$ 17,370,374.70

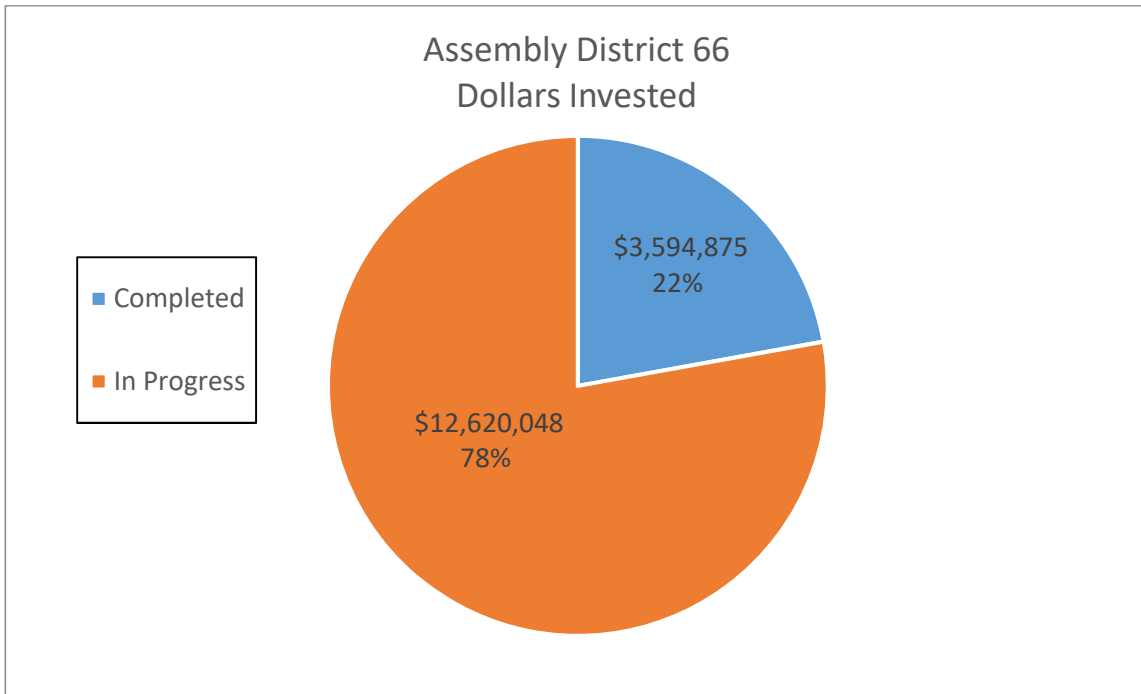
DAC	21	\$ 2,718,937.53	1,649,144	\$ 289,469.32	24,737,160	\$ 4,342,039.80
------------	----	-----------------	-----------	---------------	------------	-----------------



Assembly District 66

	Number of Sites	Dollars Invested	Annual Electric Savings (kWh)	Annual Dollar Savings	15 Year Electric Savings (kWh)	15 Year Dollar Savings
Completed	11	\$ 3,594,875.27	1,783,834	\$ 266,770.05	26,757,510	\$ 4,001,550.75
In Progress	30	\$12,620,048.00	3,818,558	\$ 648,697.64	57,278,370	\$ 9,730,464.54
Grand Total	41	\$16,214,923.27	5,602,392	\$ 915,467.69	84,035,880.00	\$ 13,732,015.29

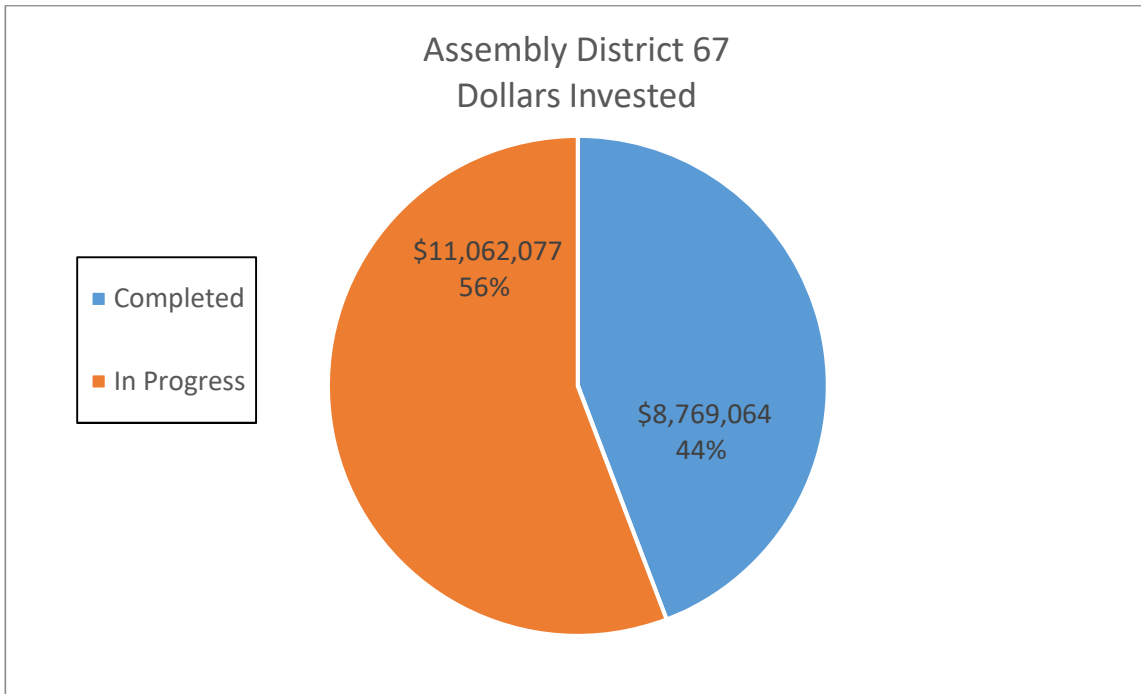
DAC	1	\$ 1,955,792.00	547,976	\$ 81,167.00	8,219,640	\$ 1,217,505.00
------------	---	-----------------	---------	--------------	-----------	-----------------



Assembly District 67

	Number of Sites	Dollars Invested	Annual Electric Savings (kWh)	Annual Dollar Savings	15 Year Electric Savings (kWh)	15 Year Dollar Savings
Completed	31	\$ 8,769,063.58	3,694,015	\$ 745,930.87	55,410,225	\$ 11,188,962.98
In Progress	57	\$11,062,077.49	3,010,905	\$ 734,071.35	45,163,575	\$ 11,011,070.25
Grand Total	88	\$19,831,141.07	6,704,920	\$ 1,480,002.22	100,573,800.00	\$ 22,200,033.23

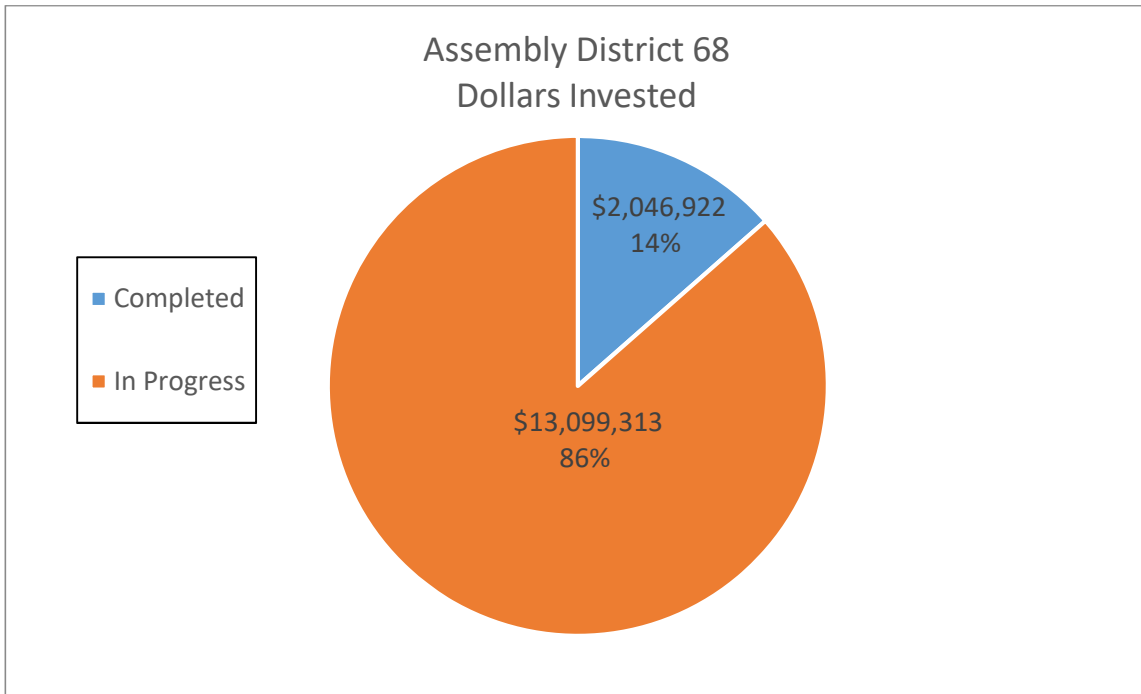
DAC	6	\$ 2,268,563.00	886,034	\$ 185,137.81	13,290,510	\$ 2,777,067.08
------------	---	-----------------	---------	---------------	------------	-----------------



Assembly District 68

	Number of Sites	Dollars Invested	Annual Electric Savings (kWh)	Annual Dollar Savings	15 Year Electric Savings (kWh)	15 Year Dollar Savings
Completed	9	\$ 2,046,921.51	1,244,392	\$ 217,167.10	18,665,880	\$ 3,257,506.47
In Progress	53	\$13,099,312.72	4,091,136	\$ 861,118.67	61,367,040	\$ 12,916,780.05
Grand Total	62	\$15,146,234.23	5,335,528	\$ 1,078,285.77	80,032,920.00	\$ 16,174,286.52

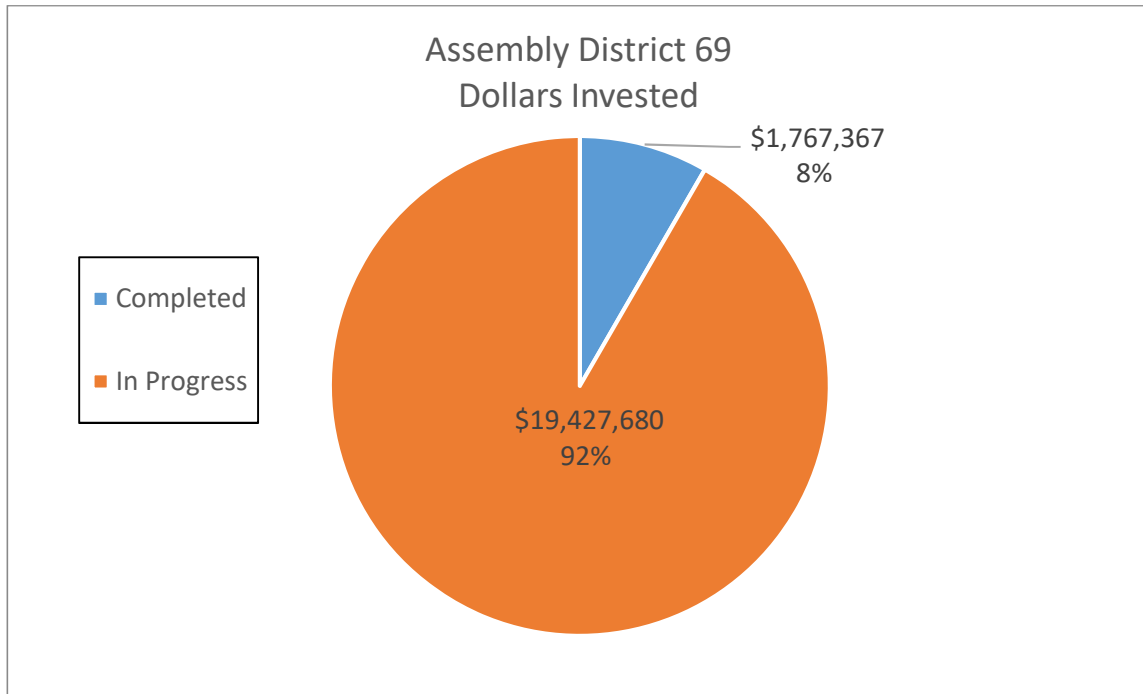
DAC	3	\$ 231,702.43	105,971	\$ 24,476.85	1,589,565	\$ 367,152.75
------------	---	---------------	---------	--------------	-----------	---------------



Assembly District 69

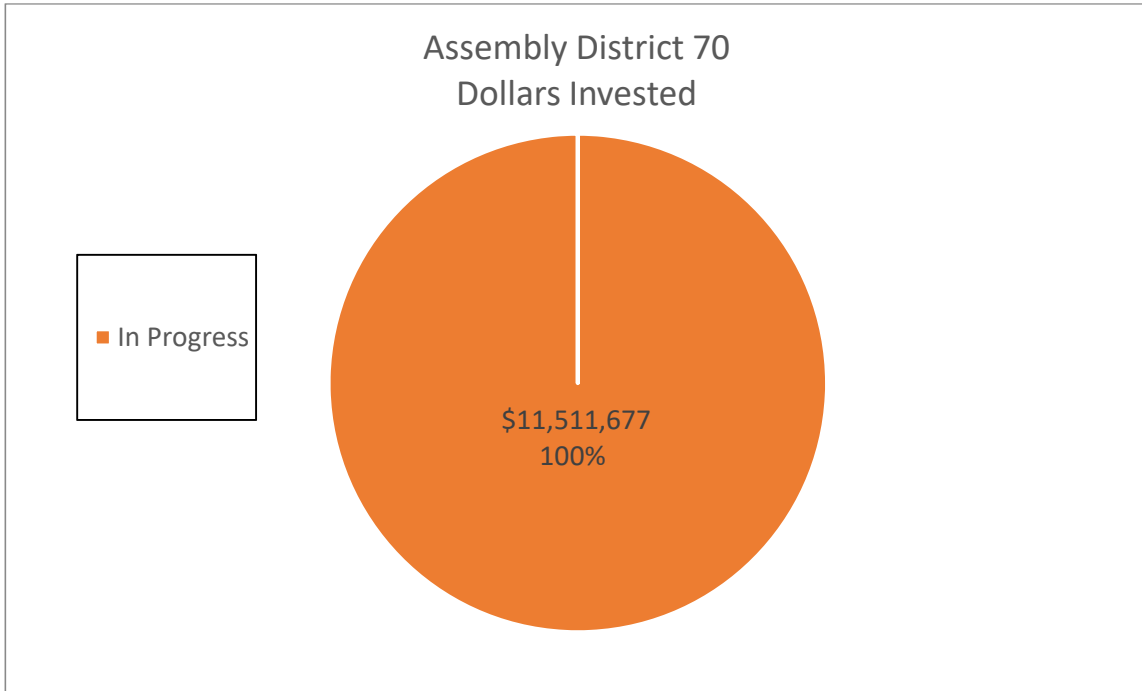
	Number of Sites	Dollars Invested	Annual Electric Savings (kWh)	Annual Dollar Savings	15 Year Electric Savings (kWh)	15 Year Dollar Savings
Completed	4	\$ 1,767,367.00	554,885	\$ 105,686.43	8,323,275	\$ 1,585,296.39
In Progress	106	\$19,427,679.70	7,829,471	\$ 1,426,157.43	117,442,065	\$ 21,392,361.45
Grand Total	110	\$21,195,046.70	8,384,356	\$ 1,531,843.86	125,765,340.00	\$ 22,977,657.84

DAC	50	\$ 8,163,760.98	3,959,928	\$ 716,308.59	59,398,920	\$10,744,628.88
------------	----	-----------------	-----------	---------------	------------	-----------------



Assembly District 70

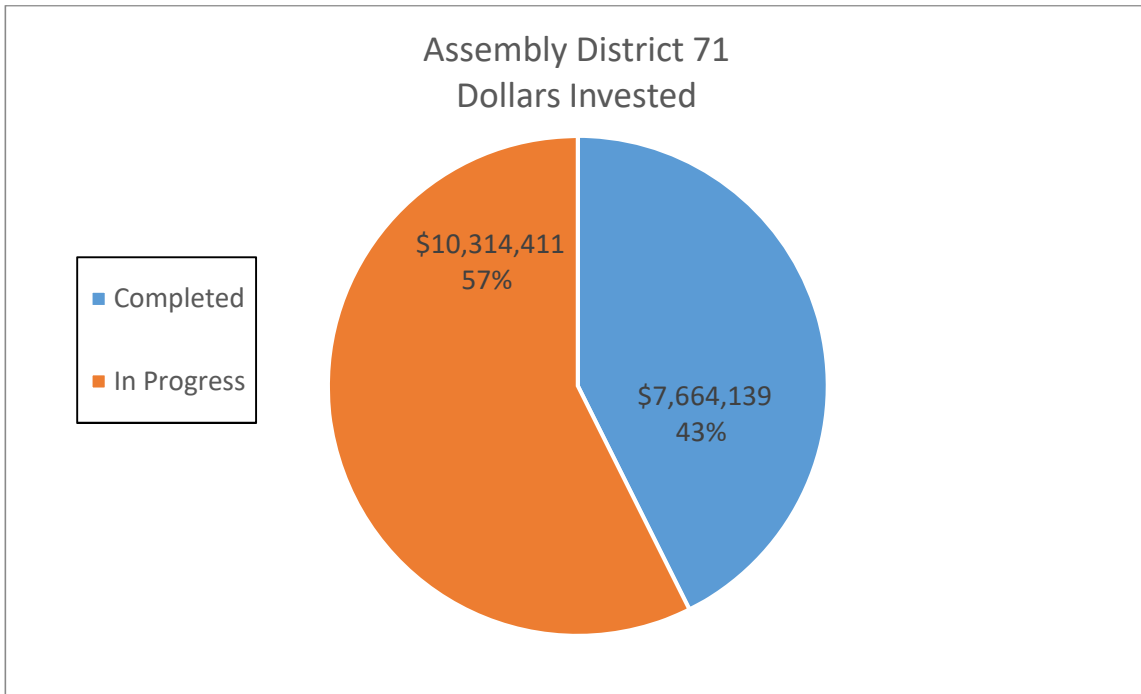
	Number of Sites	Dollars Invested	Annual Electric Savings (kWh)	Annual Dollar Savings	15 Year Electric Savings (kWh)	15 Year Dollar Savings
In Progress	130	\$11,511,676.94	2,910,143	\$ 595,246.38	43,652,145	\$ 8,928,695.70
Grand Total	130	\$11,511,676.94	2,910,143	\$ 595,246.38	43,652,145	\$ 8,928,695.70
DAC	50	\$ 7,277,933.75	1,871,665	\$ 398,100.45	28,074,975	\$ 5,971,506.75



Assembly District 71

	Number of Sites	Dollars Invested	Annual Electric Savings (kWh)	Annual Dollar Savings	15 Year Electric Savings (kWh)	15 Year Dollar Savings
Completed	45	\$ 7,664,139.00	2,653,792	\$ 819,406.84	39,806,880	\$ 12,291,102.60
In Progress	51	\$10,314,410.54	4,994,491	\$ 997,282.02	74,917,365	\$ 14,959,230.30
Grand Total	96	\$17,978,549.54	7,648,283	\$ 1,816,688.86	114,724,245.00	\$ 27,250,332.90

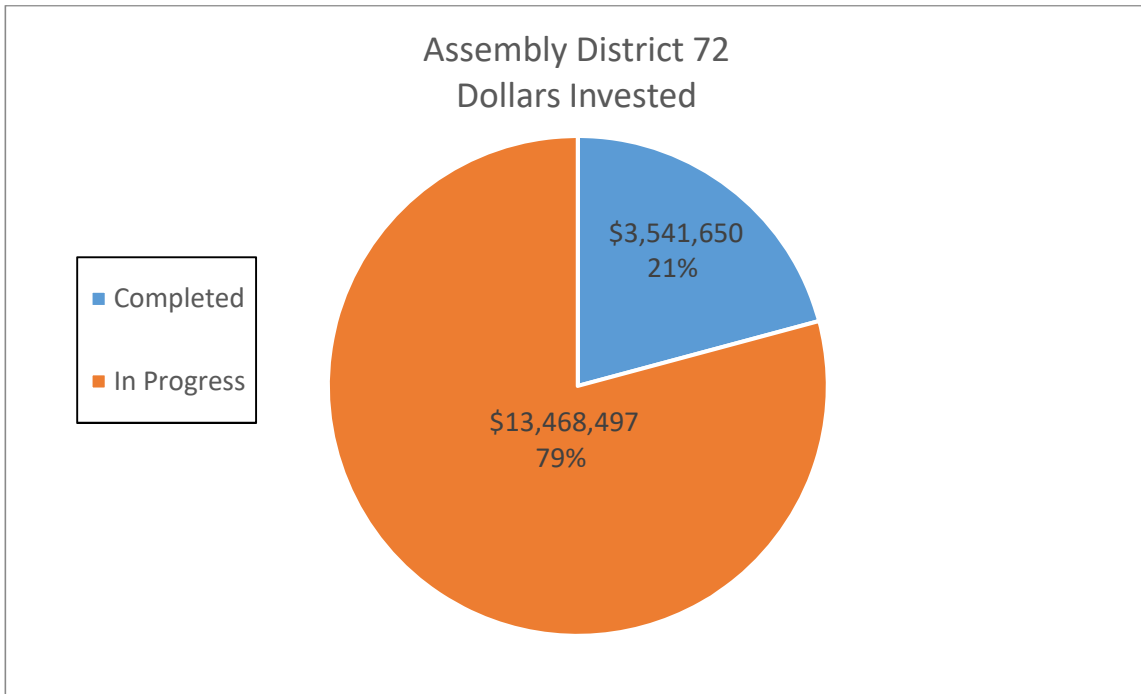
DAC	2	\$ 23,656.00	77,965	\$ 25,779.00	1,169,475	\$ 386,685.00
------------	---	--------------	--------	--------------	-----------	---------------



Assembly District 72

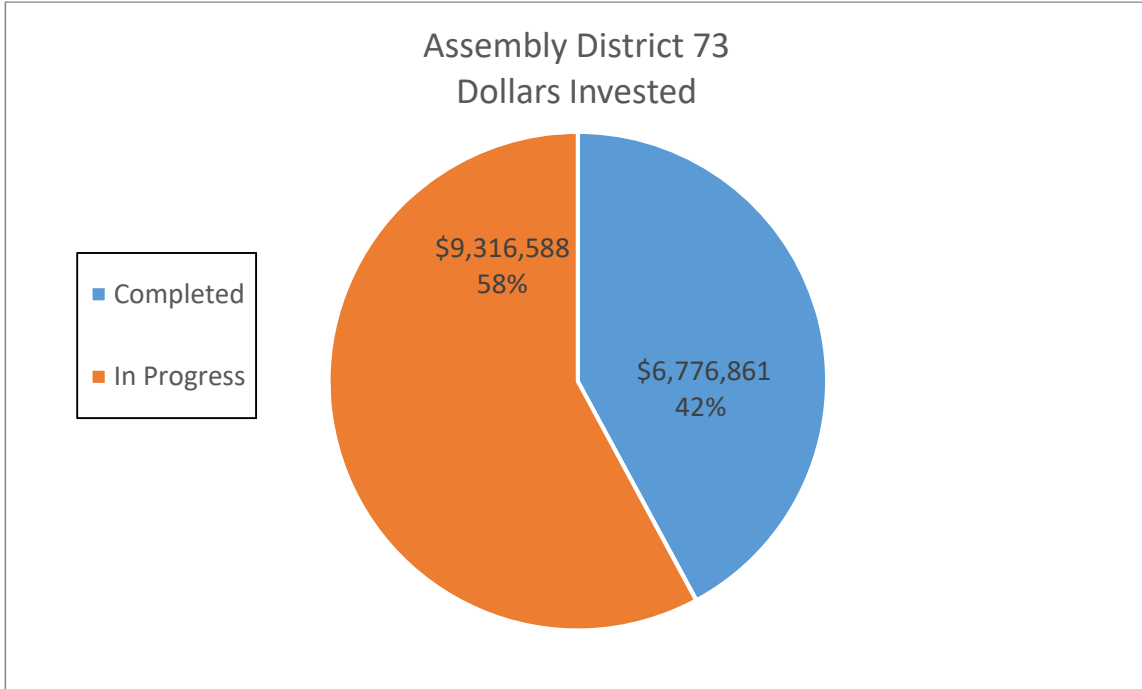
	Number of Sites	Dollars Invested	Annual Electric Savings (kWh)	Annual Dollar Savings	15 Year Electric Savings (kWh)	15 Year Dollar Savings
Completed	13	\$ 3,541,650.16	1,959,680	\$ 249,824.10	29,395,200	\$ 3,747,361.48
In Progress	28	\$13,468,496.76	3,691,799	\$ 756,935.34	55,376,985	\$ 11,354,030.10
Grand Total	41	\$17,010,146.92	5,651,479	\$ 1,006,759.44	84,772,185.00	\$ 15,101,391.58

DAC	7	\$ 2,296,343.22	835,790	\$ 124,649.21	12,536,850	\$ 1,869,738.12
------------	---	-----------------	---------	---------------	------------	-----------------



Assembly District 73

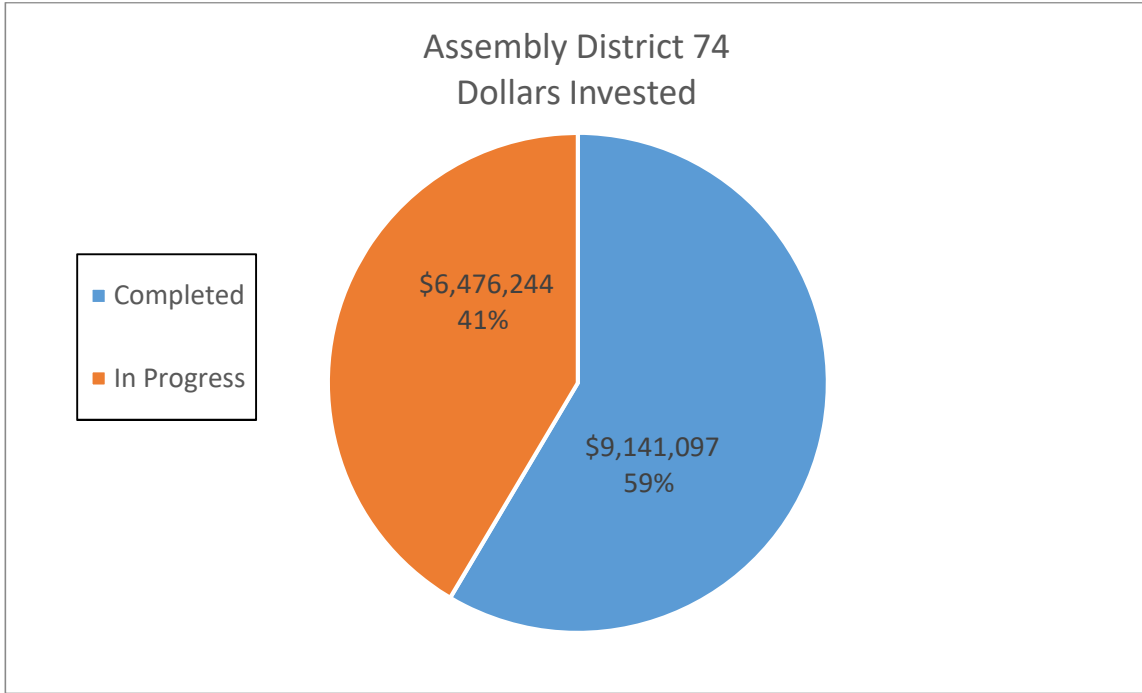
	Number of Sites	Dollars Invested	Annual Electric Savings (kWh)	Annual Dollar Savings	15 Year Electric Savings (kWh)	15 Year Dollar Savings
Completed	22	\$ 6,776,861.00	2,513,709	\$ 496,633.60	37,705,635	\$ 7,449,504.00
In Progress	30	\$ 9,316,588.21	5,571,067	\$ 1,204,518.44	83,566,005	\$ 18,067,776.60
Grand Total	52	\$16,093,449.21	8,084,776	\$ 1,701,152.04	121,271,640.00	\$ 25,517,280.60



Assembly District 74

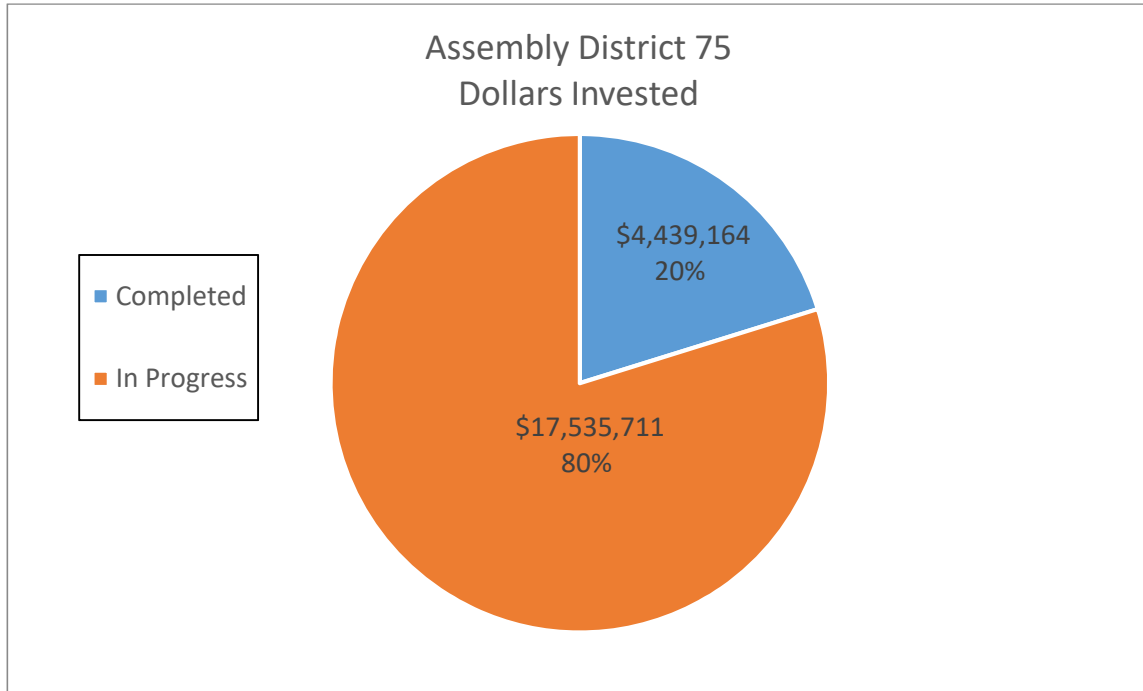
	Number of Sites	Dollars Invested	Annual Electric Savings (kWh)	Annual Dollar Savings	15 Year Electric Savings (kWh)	15 Year Dollar Savings
Completed	33	\$ 9,141,097.05	4,236,153	\$ 664,487.04	63,542,295	\$ 9,967,305.64
In Progress	14	\$ 6,476,244.27	2,278,615	\$ 391,305.23	34,179,225	\$ 5,869,578.45
Grand Total	47	\$15,617,341.32	6,514,768	\$ 1,055,792.27	97,721,520.00	\$ 15,836,884.09

DAC	1	\$ 117,104.00	51,984	\$ 10,197.00	779,760	\$ 152,955.00
------------	---	---------------	--------	--------------	---------	---------------



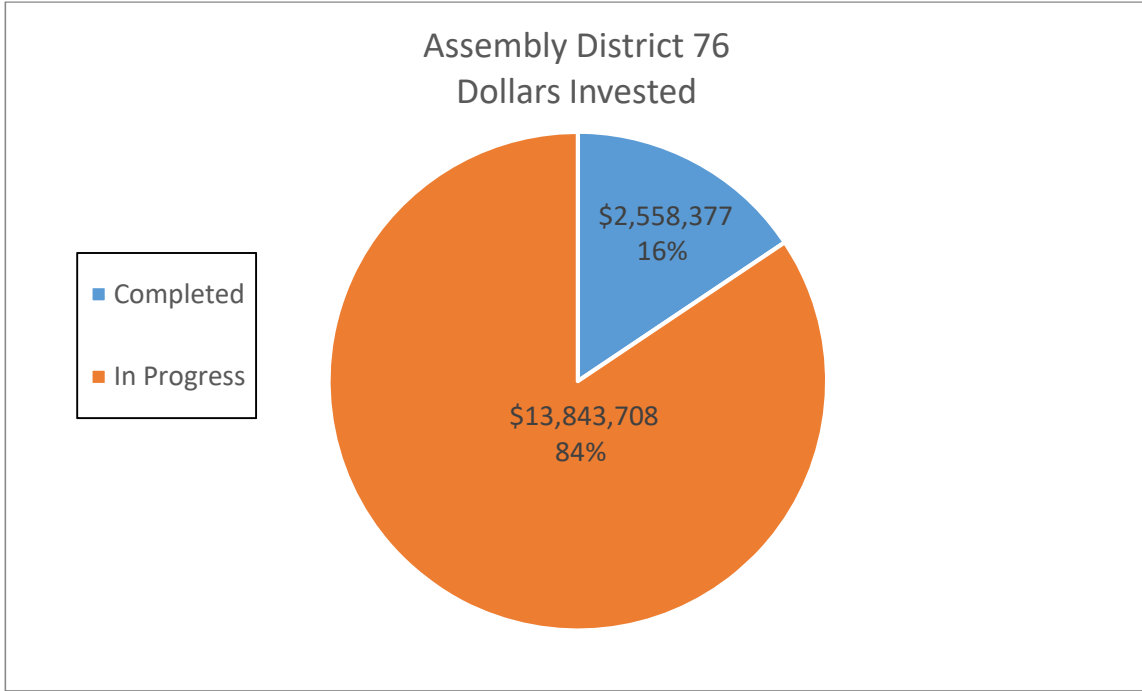
Assembly District 75

	Number of Sites	Dollars Invested	Annual Electric Savings (kWh)	Annual Dollar Savings	15 Year Electric Savings (kWh)	15 Year Dollar Savings
Completed	17	\$ 4,439,164.10	1,434,392	\$ 405,508.08	21,515,880	\$ 6,082,621.20
In Progress	82	\$17,535,710.96	6,343,112	\$ 1,545,546.20	95,146,680	\$ 23,183,192.94
Grand Total	99	\$21,974,875.06	7,777,504	\$ 1,951,054.28	116,662,560.00	\$ 29,265,814.14



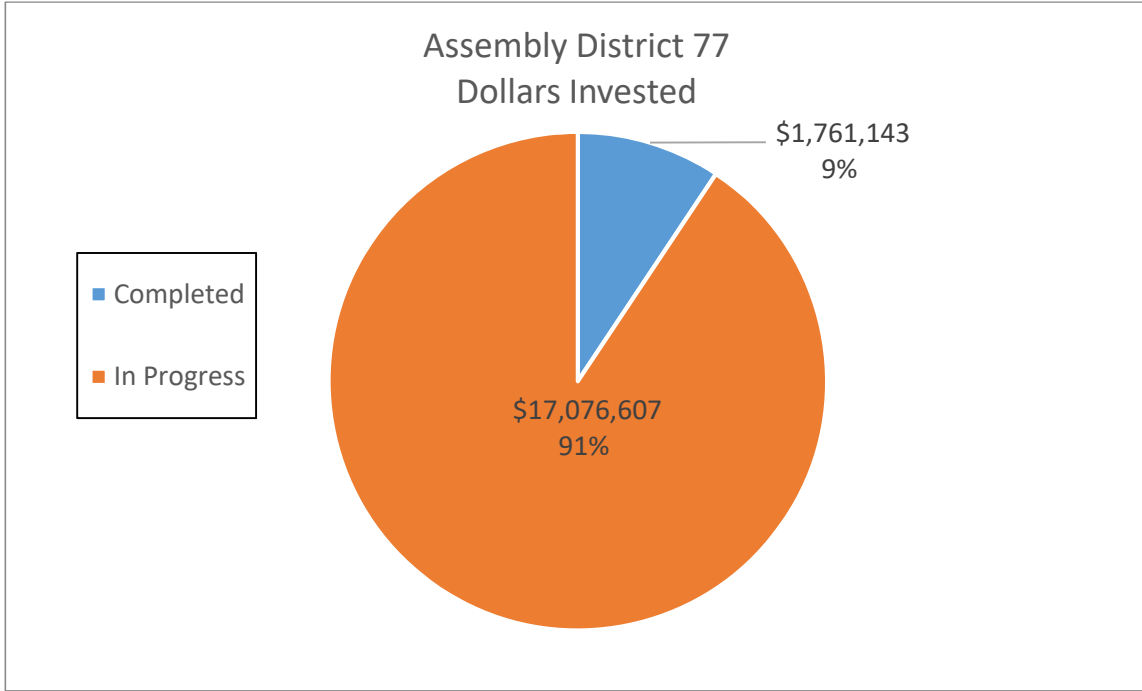
Assembly District 76

	Number of Sites	Dollars Invested	Annual Electric Savings (kWh)	Annual Dollar Savings	15 Year Electric Savings (kWh)	15 Year Dollar Savings
Completed	5	\$ 2,558,377.17	1,024,497	\$ 236,219.90	15,367,455	\$ 3,543,298.50
In Progress	52	\$13,843,707.91	3,345,369	\$ 884,727.66	50,180,535	\$ 13,270,914.90
Grand Total	57	\$16,402,085.08	4,369,866	\$ 1,120,947.56	65,547,990.00	\$ 16,814,213.40



Assembly District 77

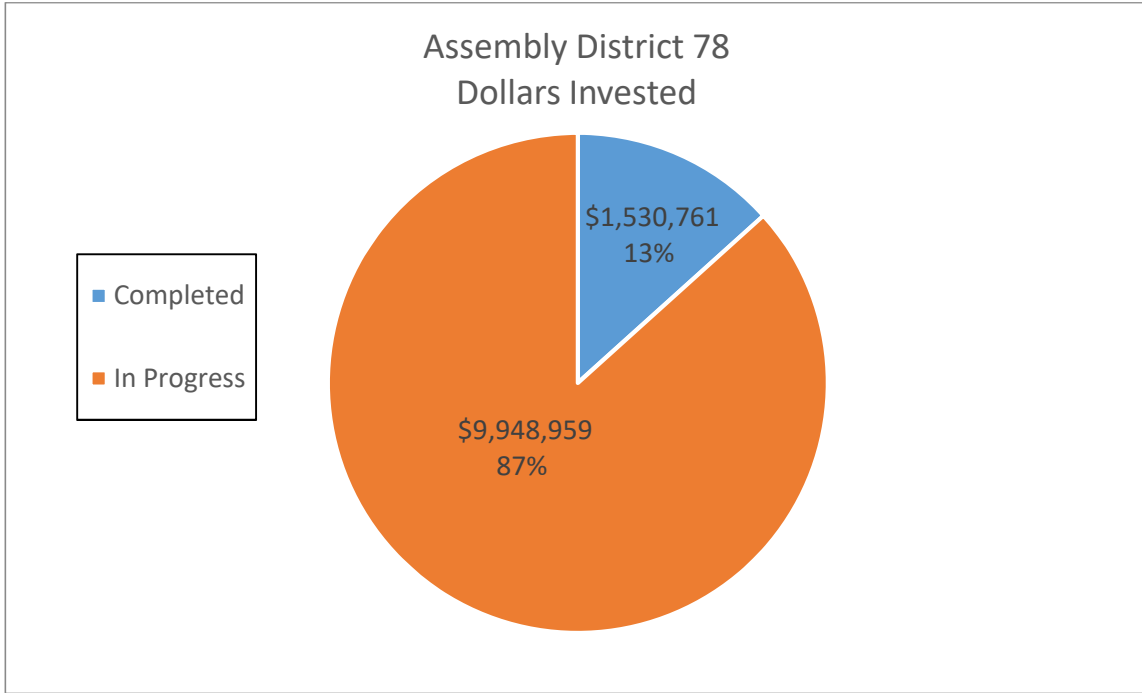
	Number of Sites	Dollars Invested	Annual Electric Savings (kWh)	Annual Dollar Savings	15 Year Electric Savings (kWh)	15 Year Dollar Savings
Completed	10	\$ 1,761,143.00	816,841	\$ 172,346.99	12,252,615	\$ 2,585,204.85
In Progress	81	\$17,076,607.30	6,176,070	\$ 1,315,948.45	92,641,050	\$ 19,739,226.75
Grand Total	91	\$18,837,750.30	6,992,911	\$ 1,488,295.44	104,893,665.00	\$ 22,324,431.60



Assembly District 78

	Number of Sites	Dollars Invested	Annual Electric Savings (kWh)	Annual Dollar Savings	15 Year Electric Savings (kWh)	15 Year Dollar Savings
Completed	9	\$ 1,530,761.19	793,189	\$ 196,614.00	11,897,835	\$ 2,949,210.00
In Progress	52	\$ 9,948,959.49	3,526,017	\$ 773,655.88	52,890,255	\$ 11,604,838.20
Grand Total	61	\$11,479,720.68	4,319,206	\$ 970,269.88	64,788,090.00	\$ 14,554,048.20

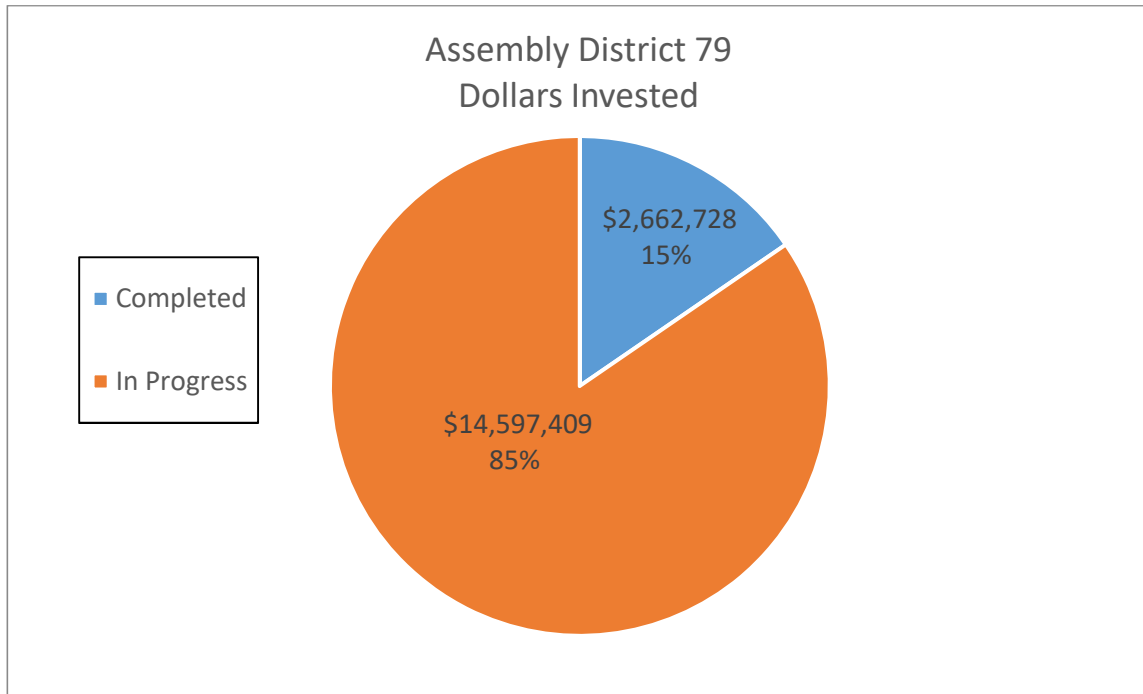
DAC	7	\$ 816,823.12	365,023	\$ 86,281.87	5,475,345	\$ 1,294,228.05
------------	---	---------------	---------	--------------	-----------	-----------------



Assembly District 79

	Number of Sites	Dollars Invested	Annual Electric Savings (kWh)	Annual Dollar Savings	15 Year Electric Savings (kWh)	15 Year Dollar Savings
Completed	13	\$ 2,662,728.37	920,491	\$ 268,662.12	13,807,365	\$ 4,029,931.76
In Progress	53	\$14,597,408.73	5,345,810	\$ 1,260,526.43	80,187,150	\$ 18,907,896.45
Grand Total	66	\$17,260,137.10	6,266,301	\$ 1,529,188.55	93,994,515.00	\$ 22,937,828.21

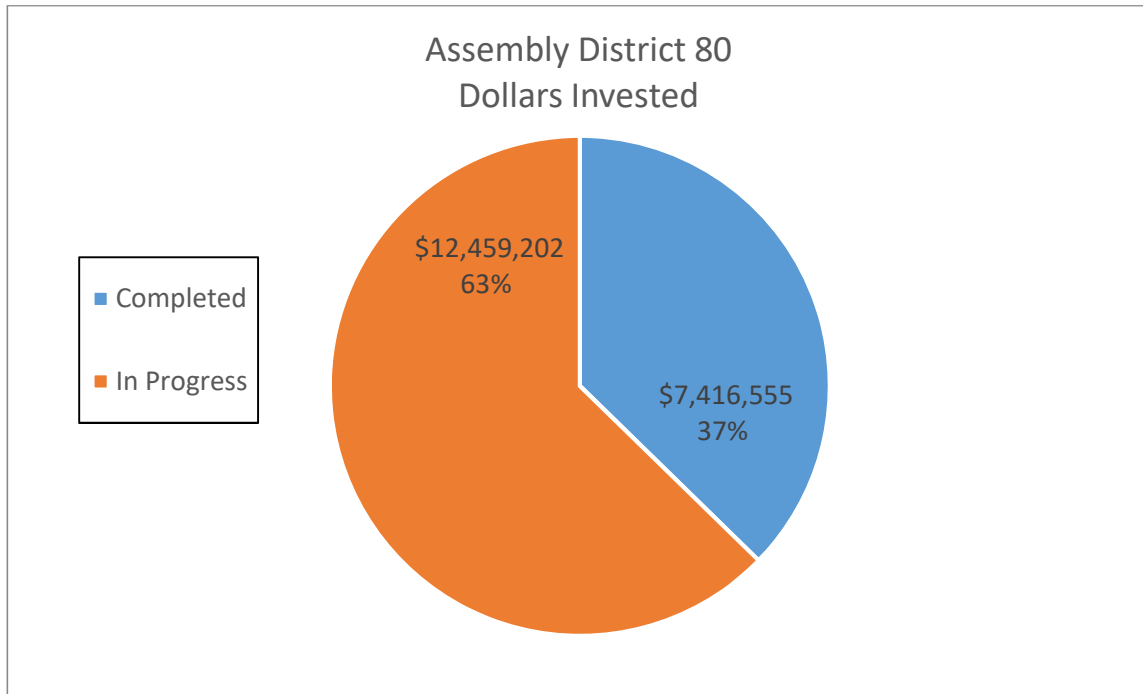
DAC	5	\$ 3,315,028.03	1,065,418	\$ 267,698.95	15,981,270	\$ 4,015,484.25
------------	---	-----------------	-----------	---------------	------------	-----------------



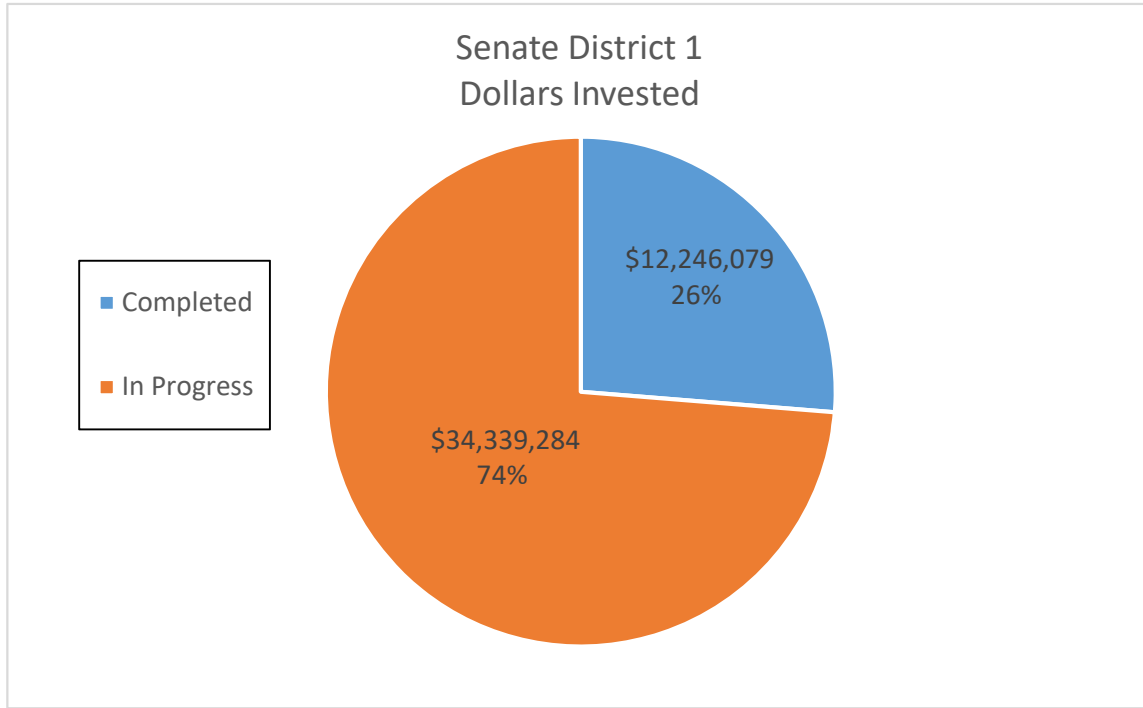
Assembly District 80

	Number of Sites	Dollars Invested	Annual Electric Savings (kWh)	Annual Dollar Savings	15 Year Electric Savings (kWh)	15 Year Dollar Savings
Completed	29	\$ 7,416,554.88	2,005,491	\$ 530,478.07	30,082,365	\$ 7,957,171.05
In Progress	55	\$12,459,202.17	4,856,311	\$ 1,169,680.43	72,844,665	\$ 17,545,206.45
Grand Total	84	\$19,875,757.05	6,861,802	\$ 1,700,158.50	102,927,030.00	\$ 25,502,377.50

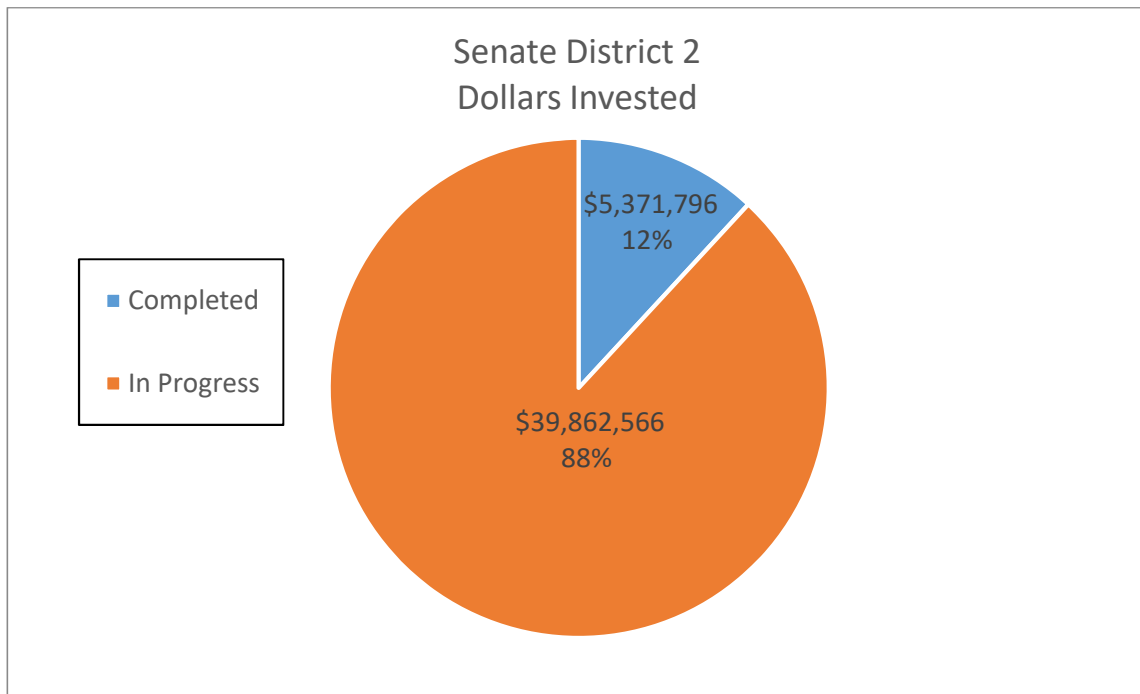
DAC	24	\$ 4,967,245.56	1,754,265	\$ 416,273.86	26,313,975	\$ 6,244,107.90
------------	----	-----------------	-----------	---------------	------------	-----------------



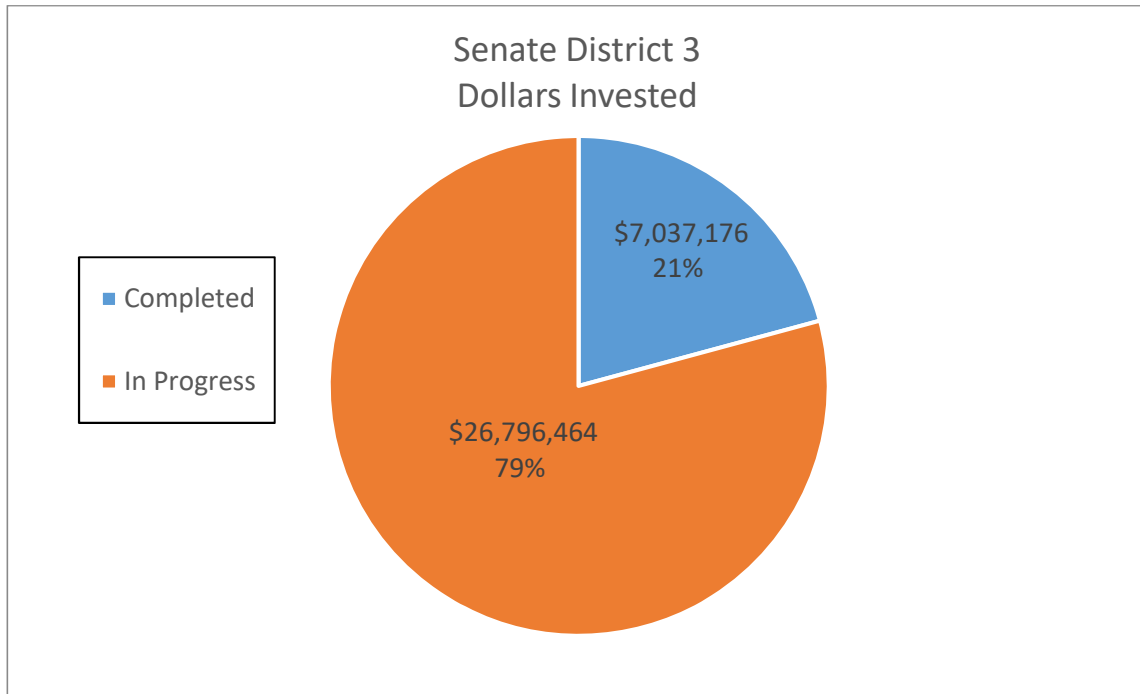
Senate District 1						
	Number of Sites	Dollars Invested	Annual Electric Savings (kWh)	Annual Dollar Savings	15 Year Electric Savings (kWh)	15 Year Dollar Savings
Completed	98	\$12,246,079.21	5,013,626	\$ 885,011.58	75,204,390	\$ 13,275,173.70
In Progress	243	\$34,339,284.10	15,836,401	\$ 2,888,764.20	237,546,015	\$ 43,331,463.00
Grand Total	341	\$46,585,363.31	20,850,027	\$ 3,773,775.78	312,750,405.00	\$ 56,606,636.70



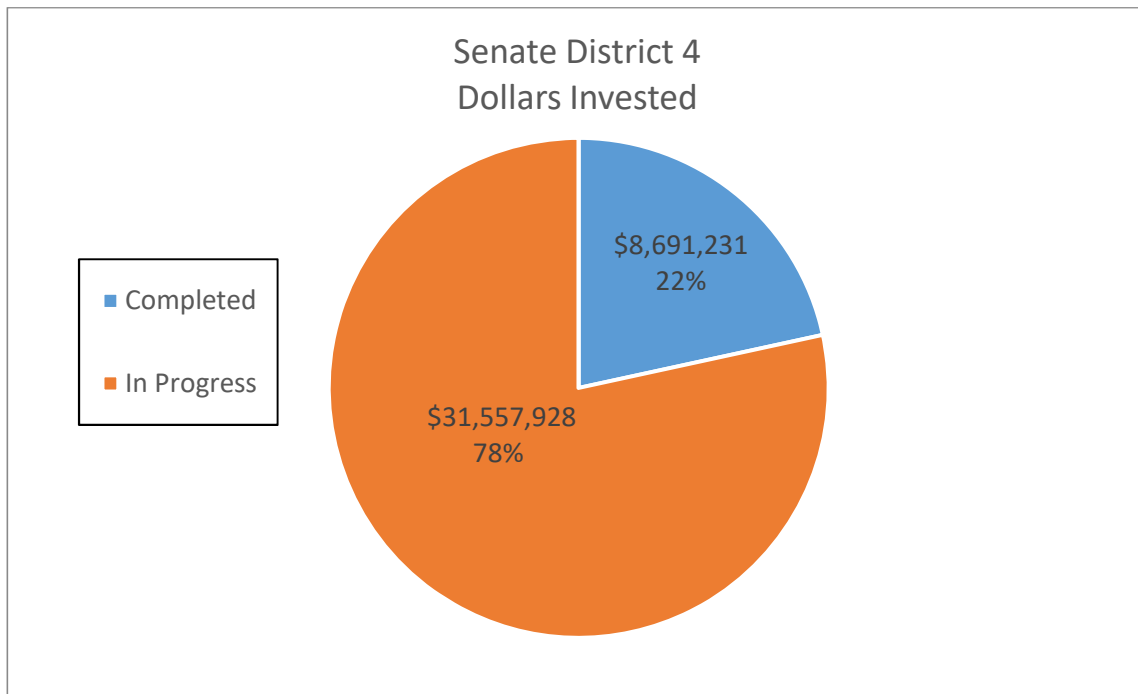
Senate District 2						
	Number of Sites	Dollars Invested	Annual Electric Savings (kWh)	Annual Dollar Savings	15 Year Electric Savings (kWh)	15 Year Dollar Savings
Completed	66	\$ 5,371,796.33	2,358,240	\$ 392,602.39	35,373,600	\$ 5,889,035.82
In Progress	287	\$39,862,565.73	13,973,385	\$ 2,979,227.62	209,600,775	\$ 44,688,414.24
Grand Total	353	\$45,234,362.06	16,331,625	\$ 3,371,830.00	244,974,375.00	\$ 50,577,450.06
DAC	2	\$ 202,769.00	136,049	\$ 7,985.25	2,040,735	\$ 119,778.75



Senate District 3						
	Number of Sites	Dollars Invested	Annual Electric Savings (kWh)	Annual Dollar Savings	15 Year Electric Savings (kWh)	15 Year Dollar Savings
Completed	26	\$ 7,037,176.00	3,259,208	\$ 726,128.04	48,888,120	\$ 10,891,920.54
In Progress	145	\$26,796,464.18	9,392,156	\$ 2,005,321.43	140,882,340	\$ 30,079,821.45
Grand Total	171	\$33,833,640.18	12,651,364	\$ 2,731,449.47	189,770,460.00	\$ 40,971,741.99
DAC	4	\$ 308,157.72	88,049	\$ 18,354.59	1,320,735	\$ 275,318.85

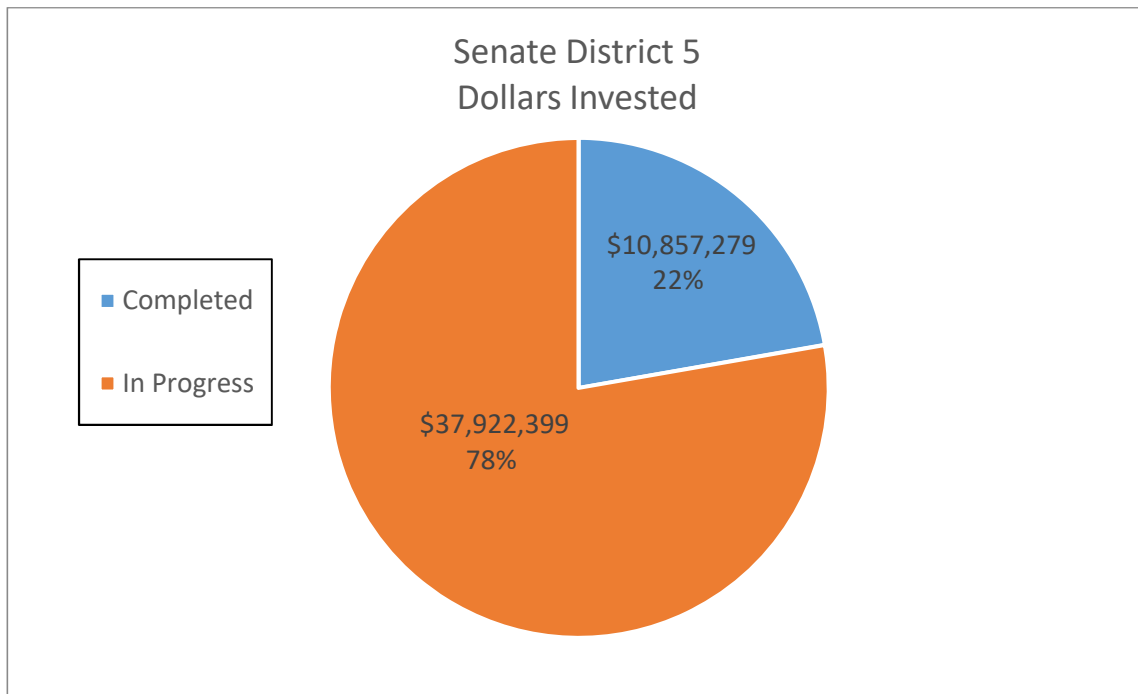


Senate District 4						
	Number of Sites	Dollars Invested	Annual Electric Savings (kWh)	Annual Dollar Savings	15 Year Electric Savings (kWh)	15 Year Dollar Savings
Completed	75	\$ 8,691,231.01	3,846,787	\$ 639,277.12	57,701,805	\$ 9,589,156.80
In Progress	232	\$31,557,928.43	12,537,985	\$ 2,359,217.02	188,069,775	\$ 35,388,255.26
Grand Total	307	\$40,249,159.44	16,384,772	\$ 2,998,494.14	245,771,580.00	\$ 44,977,412.06
DAC	11	\$ 1,717,030.69	600,730	\$ 119,622.96	9,010,950	\$ 1,794,344.40

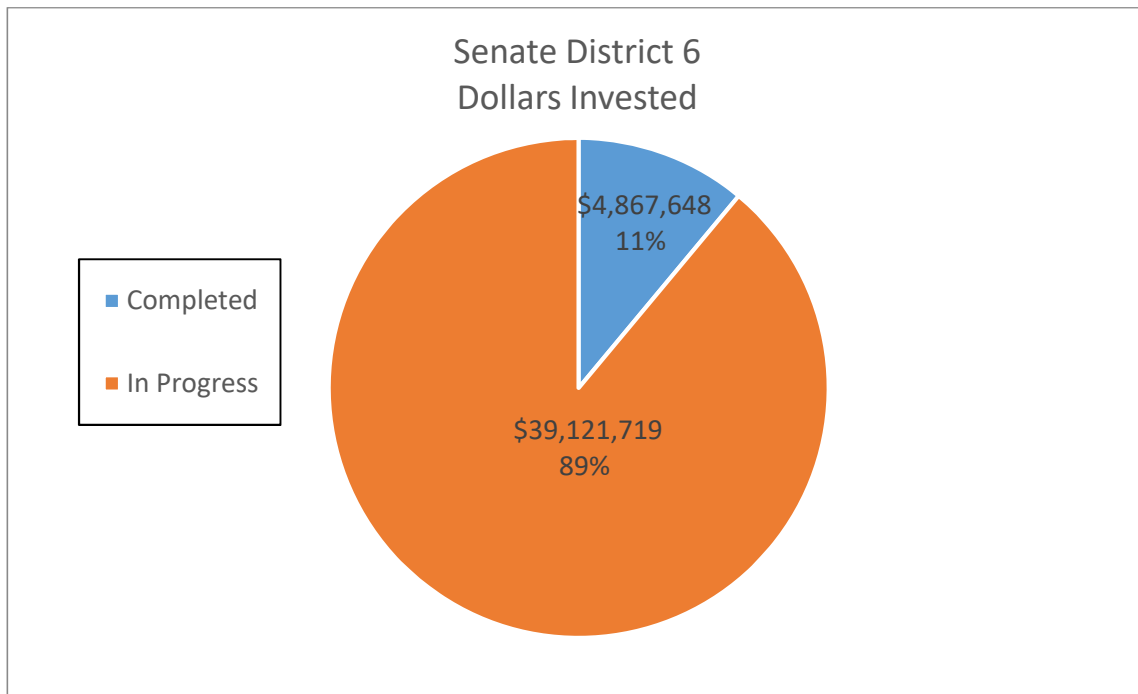


Senate District 5						
	Number of Sites	Dollars Invested	Annual Electric Savings (kWh)	Annual Dollar Savings	15 Year Electric Savings (kWh)	15 Year Dollar Savings
Completed	56	\$10,857,279.25	4,328,511	\$ 707,963.83	64,927,665	\$ 10,619,457.45
In Progress	213	\$37,922,399.48	15,412,996	\$ 2,600,029.71	231,194,940	\$ 39,000,445.65
Grand Total	269	\$48,779,678.73	19,741,507	\$ 3,307,993.54	296,122,605.00	\$ 49,619,903.10

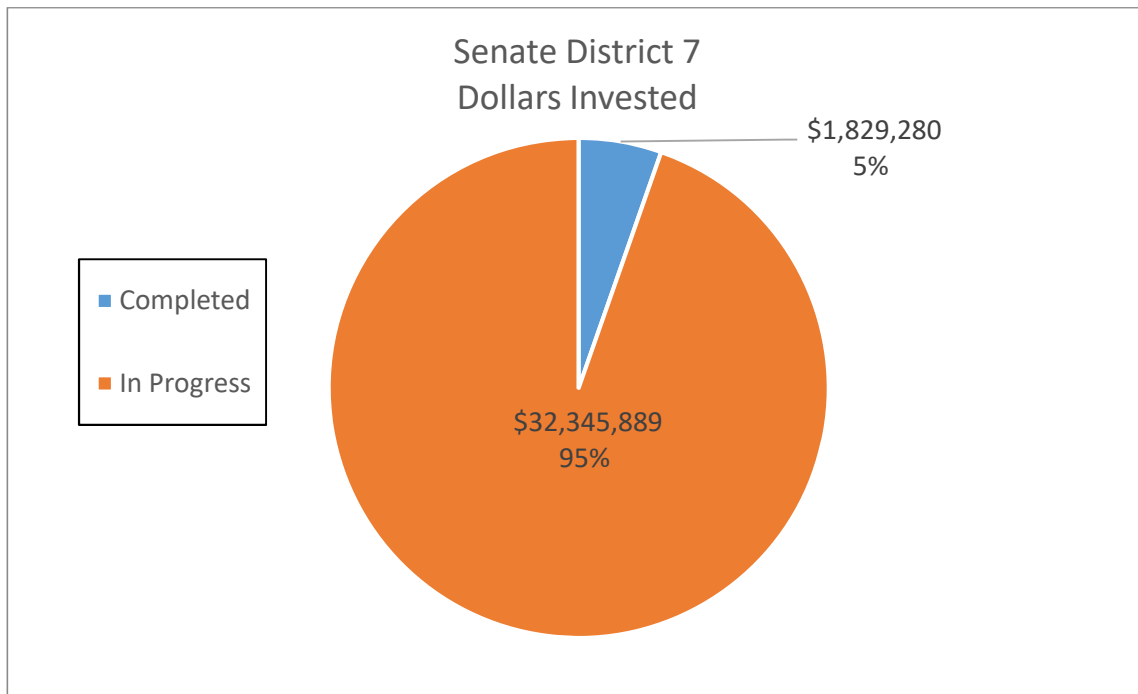
DAC	159	\$27,225,185.78	9,954,630	\$ 1,726,618.69	149,319,450	\$25,899,280.35
-----	-----	-----------------	-----------	-----------------	-------------	-----------------



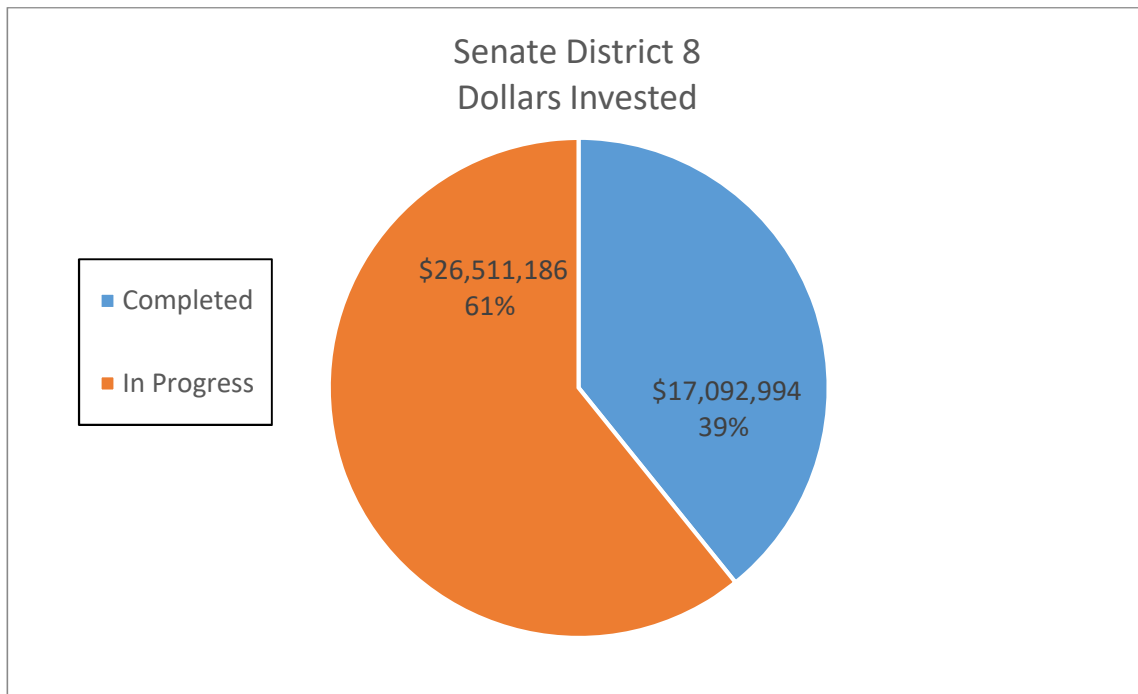
Senate District 6						
	Number of Sites	Dollars Invested	Annual Electric Savings (kWh)	Annual Dollar Savings	15 Year Electric Savings (kWh)	15 Year Dollar Savings
Completed	32	\$ 4,867,648.00	1,778,894	\$ 271,796.00	26,683,410	\$ 4,076,940.00
In Progress	111	\$39,121,718.93	13,961,571	\$ 1,957,746.44	209,423,565	\$ 29,366,196.60
Grand Total	143	\$43,989,366.93	15,740,465	\$ 2,229,542.44	236,106,975.00	\$ 33,443,136.60
DAC	38	\$12,676,940.22	3,804,651	\$ 545,370.78	57,069,765	\$ 8,180,561.70



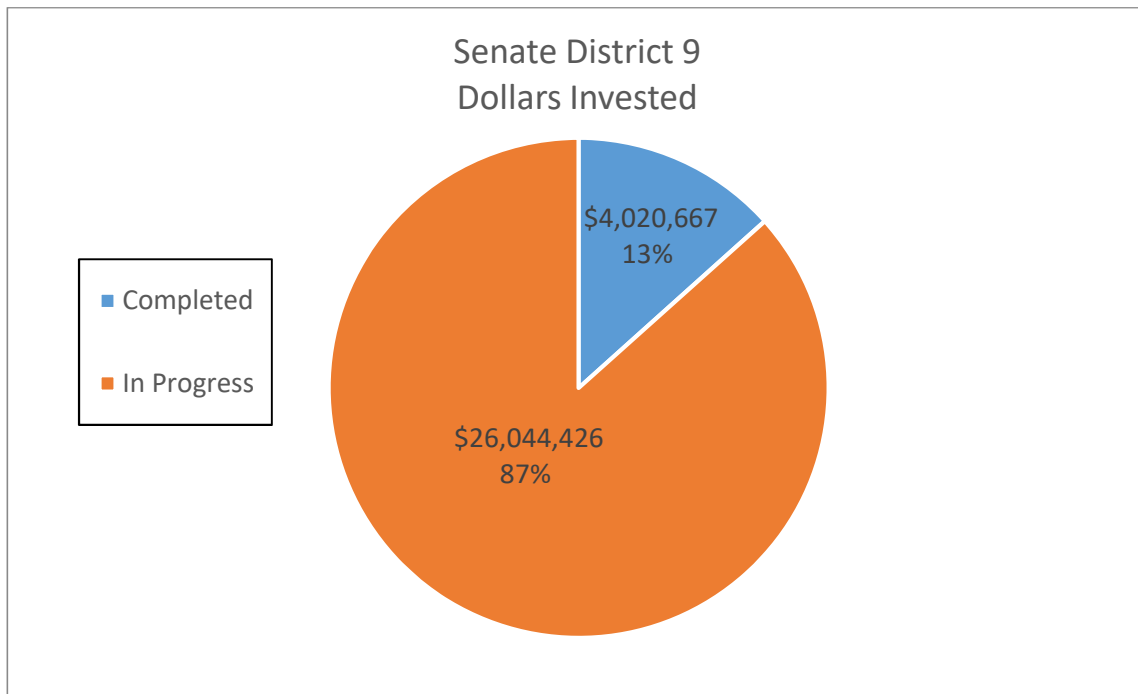
Senate District 7						
	Number of Sites	Dollars Invested	Annual Electric Savings (kWh)	Annual Dollar Savings	15 Year Electric Savings (kWh)	15 Year Dollar Savings
Completed	26	\$ 1,829,280.00	1,282,080	\$ 218,390.52	19,231,200	\$ 3,275,857.80
In Progress	201	\$32,345,888.86	8,120,152	\$ 1,645,557.79	121,802,280	\$ 24,683,366.85
Grand Total	227	\$34,175,168.86	9,402,232	\$ 1,863,948.31	141,033,480.00	\$ 27,959,224.65
DAC	12	\$ 3,003,657.12	662,918	\$ 118,463.09	9,943,770	\$ 1,776,946.35



Senate District 8						
	Number of Sites	Dollars Invested	Annual Electric Savings (kWh)	Annual Dollar Savings	15 Year Electric Savings (kWh)	15 Year Dollar Savings
Completed	91	\$17,092,993.80	6,791,187	\$ 1,293,353.05	101,867,805	\$ 19,400,295.75
In Progress	151	\$26,511,186.34	10,315,117	\$ 1,817,831.99	154,726,755	\$ 27,267,479.85
Grand Total	242	\$43,604,180.14	17,106,304	\$ 3,111,185.04	256,594,560.00	\$ 46,667,775.60
DAC	54	\$10,524,719.11	3,973,136	\$ 767,513.77	59,597,040	\$11,512,706.55

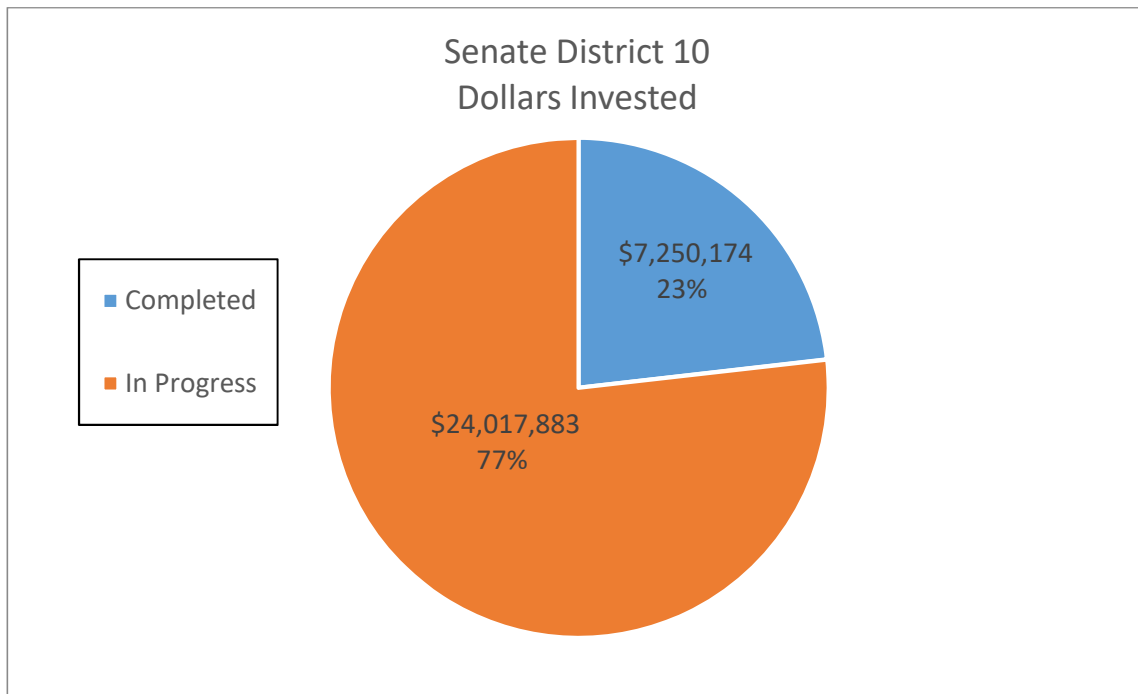


Senate District 9						
	Number of Sites	Dollars Invested	Annual Electric Savings (kWh)	Annual Dollar Savings	15 Year Electric Savings (kWh)	15 Year Dollar Savings
Completed	10	\$ 4,020,666.90	2,318,341	\$ 403,847.04	34,775,115	\$ 6,057,705.60
In Progress	127	\$26,044,425.68	8,562,791	\$ 1,649,813.07	128,441,865	\$ 24,747,196.05
Grand Total	137	\$30,065,092.58	10,881,132	\$ 2,053,660.11	163,216,980.00	\$ 30,804,901.65
DAC	33	\$ 9,148,898.13	3,147,298	\$ 574,869.09	47,209,470	\$ 8,623,036.35

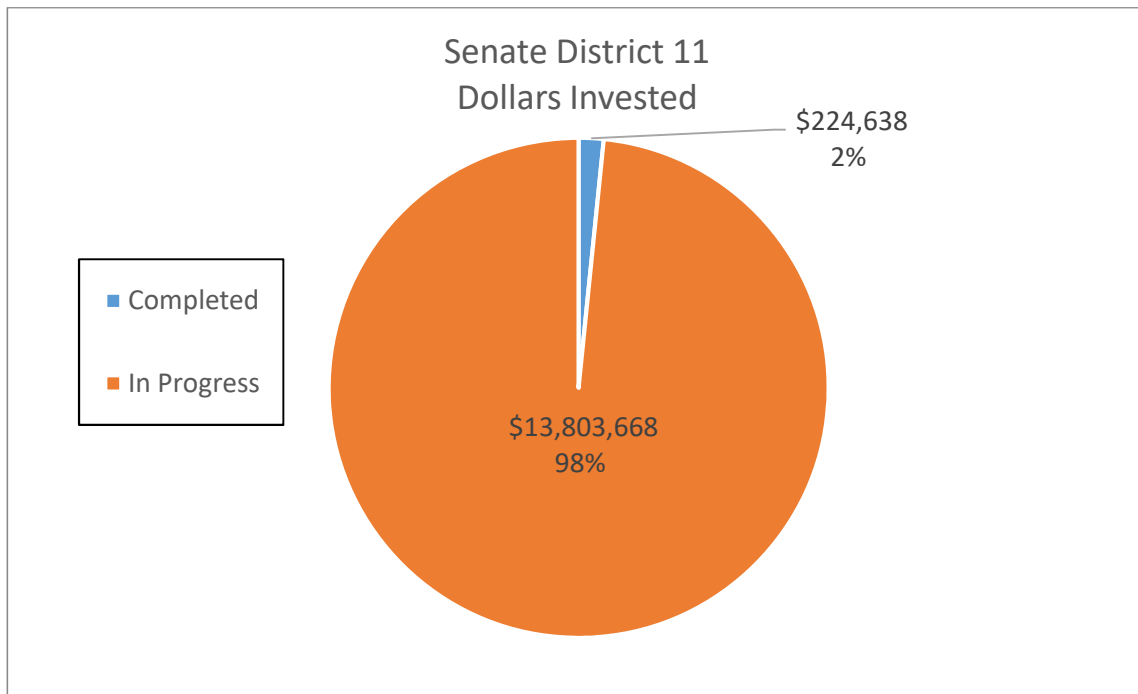


Senate District 10						
	Number of Sites	Dollars Invested	Annual Electric Savings (kWh)	Annual Dollar Savings	15 Year Electric Savings (kWh)	15 Year Dollar Savings
Completed	44	\$ 7,250,173.66	2,645,217	\$ 450,326.30	39,678,255	\$ 6,754,894.50
In Progress	98	\$24,017,882.80	10,920,418	\$ 1,930,637.57	163,806,270	\$ 28,959,563.55
Grand Total	142	\$31,268,056.46	13,565,635	\$ 2,380,963.87	203,484,525.00	\$ 35,714,458.05

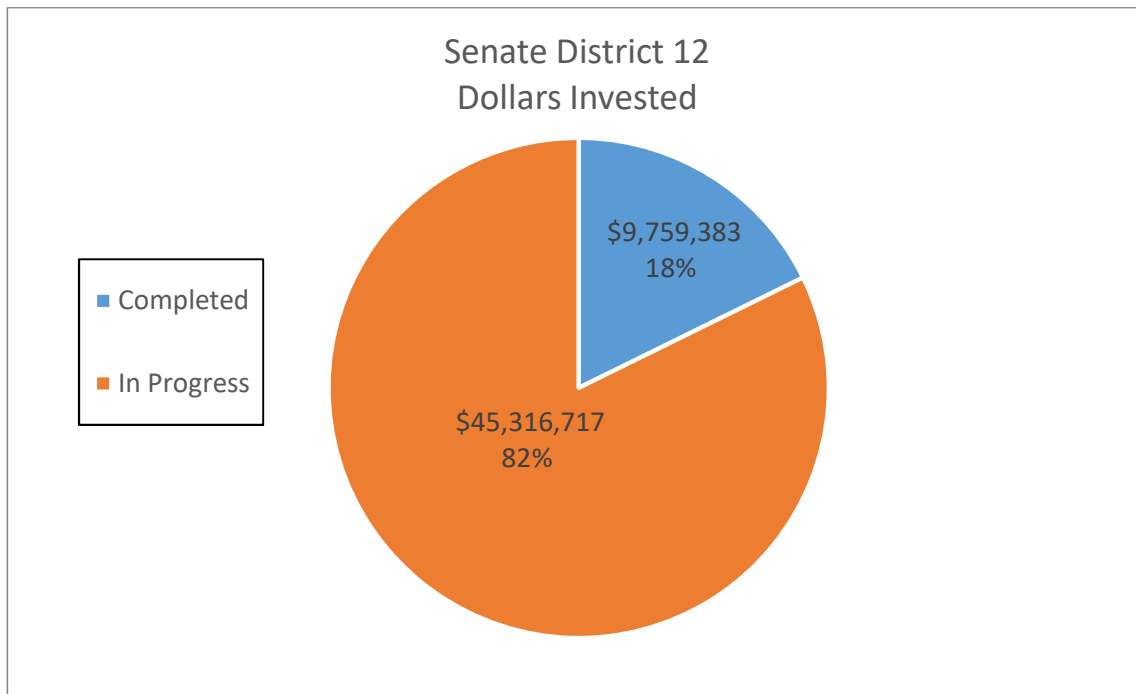
DAC	6	\$ 1,357,338.72	636,554	\$ 129,473.66	9,548,310	\$ 1,942,104.90
-----	---	-----------------	---------	---------------	-----------	-----------------



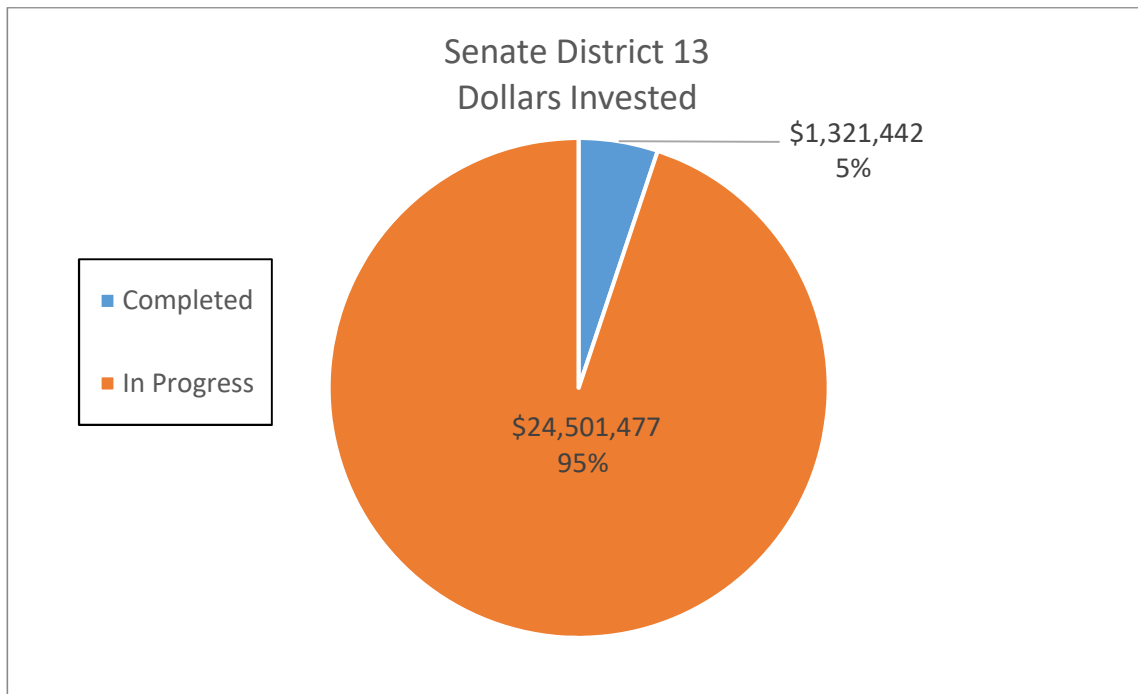
Senate District 11						
	Number of Sites	Dollars Invested	Annual Electric Savings (kWh)	Annual Dollar Savings	15 Year Electric Savings (kWh)	15 Year Dollar Savings
Completed	2	\$ 224,638.22	27,054	\$ 7,297.92	405,810	\$ 109,468.80
In Progress	43	\$13,803,667.54	1,832,933	\$ 301,377.12	27,493,995	\$ 4,520,656.80
Grand Total	45	\$14,028,305.76	1,859,987	\$ 308,675.04	27,899,805.00	\$ 4,630,125.60
DAC	3	\$ 250,552.58	109,844	\$ 19,170.35	1,647,660	\$ 287,555.25



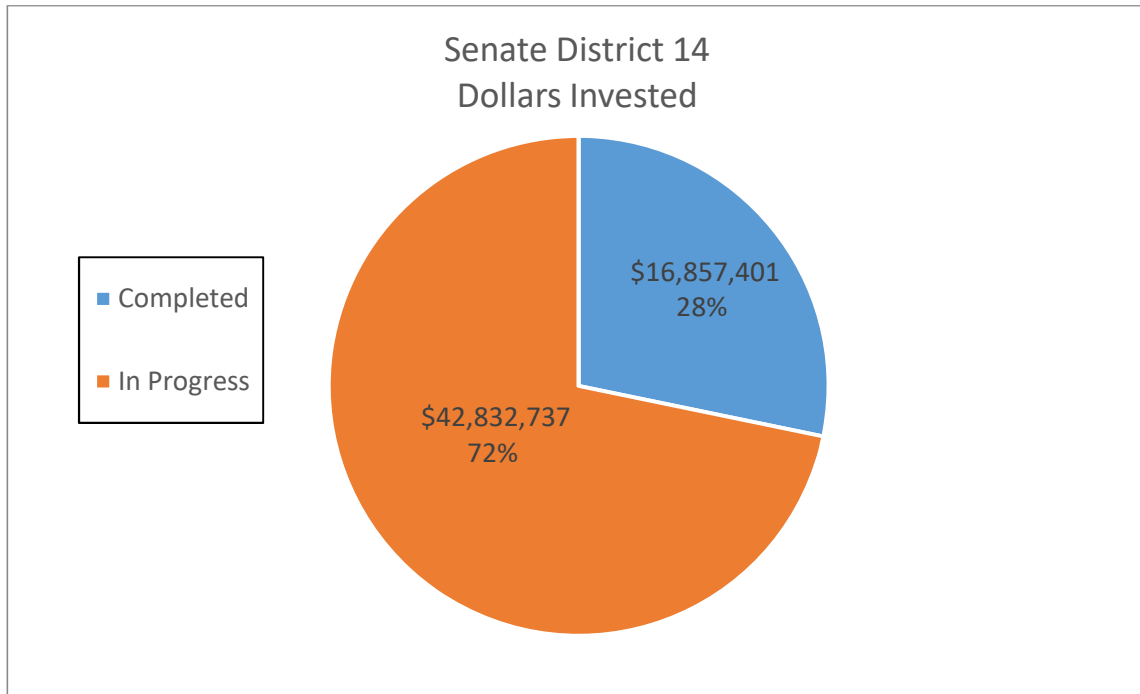
Senate District 12						
	Number of Sites	Dollars Invested	Annual Electric Savings (kWh)	Annual Dollar Savings	15 Year Electric Savings (kWh)	15 Year Dollar Savings
Completed	54	\$ 9,759,382.82	4,335,607	\$ 739,524.95	65,034,105	\$ 11,092,874.25
In Progress	247	\$45,316,717.40	17,130,870	\$ 3,083,216.39	256,963,050	\$ 46,248,245.85
Grand Total	301	\$55,076,100.22	21,466,477	\$ 3,822,741.34	321,997,155.00	\$ 57,341,120.10
DAC	179	\$30,681,815.88	11,248,548	\$ 1,884,767.56	168,728,220	\$28,271,513.40



Senate District 13						
	Number of Sites	Dollars Invested	Annual Electric Savings (kWh)	Annual Dollar Savings	15 Year Electric Savings (kWh)	15 Year Dollar Savings
Completed	13	\$ 1,321,442.47	701,873	\$ 103,587.24	10,528,095	\$ 1,553,808.60
In Progress	154	\$24,501,477.25	9,558,467	\$ 1,762,142.76	143,377,005	\$ 26,432,141.40
Grand Total	167	\$25,822,919.72	10,260,340	\$ 1,865,730.00	153,905,100.00	\$ 27,985,950.00
DAC	4	\$ 2,173,473.48	631,593	\$ 152,025.82	9,473,895	\$ 2,280,387.30

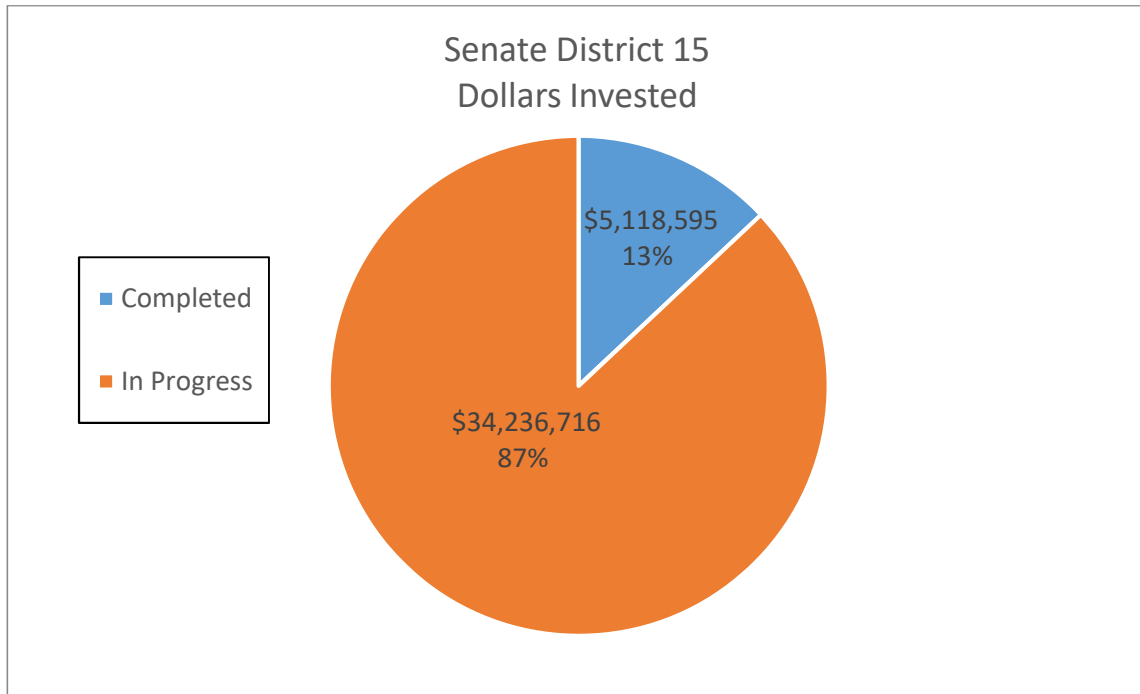


Senate District 14						
	Number of Sites	Dollars Invested	Annual Electric Savings (kWh)	Annual Dollar Savings	15 Year Electric Savings (kWh)	15 Year Dollar Savings
Completed	114	\$16,857,400.99	6,419,544	\$ 1,196,000.64	96,293,160	\$ 17,940,009.67
In Progress	201	\$42,832,736.96	15,099,471	\$ 2,969,063.89	226,492,065	\$ 44,535,958.33
Grand Total	315	\$59,690,137.95	21,519,015	\$ 4,165,064.53	322,785,225.00	\$ 62,475,968.00
DAC	212	\$42,041,356.21	14,745,255	\$ 2,851,051.59	221,178,825	\$ 42,765,773.78



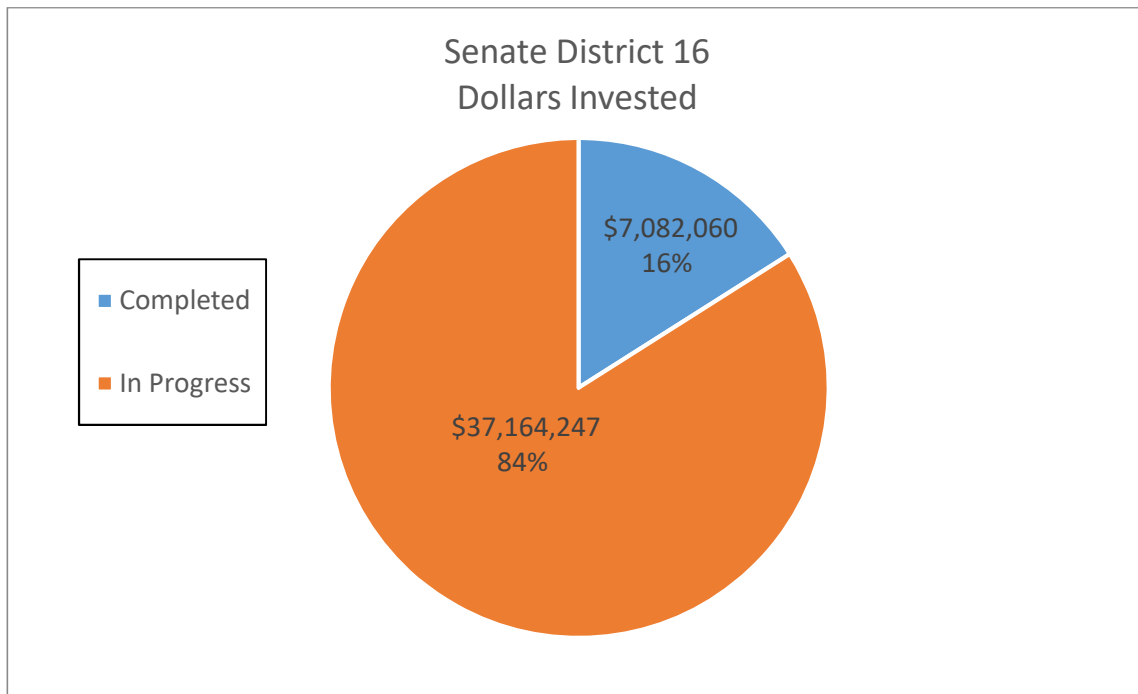
Senate District 15						
	Number of Sites	Dollars Invested	Annual Electric Savings (kWh)	Annual Dollar Savings	15 Year Electric Savings (kWh)	15 Year Dollar Savings
Completed	22	\$ 5,118,595.24	2,549,465	\$ 507,167.18	38,241,975	\$ 7,607,507.70
In Progress	184	\$34,236,716.42	13,874,948	\$ 2,972,872.75	208,124,220	\$ 44,593,091.25
Grand Total	206	\$39,355,311.66	16,424,413	\$ 3,480,039.93	246,366,195.00	\$ 52,200,598.95

DAC	19	\$ 3,957,469.55	1,225,846	\$ 257,181.63	18,387,690	\$ 3,857,724.45
-----	----	-----------------	-----------	---------------	------------	-----------------



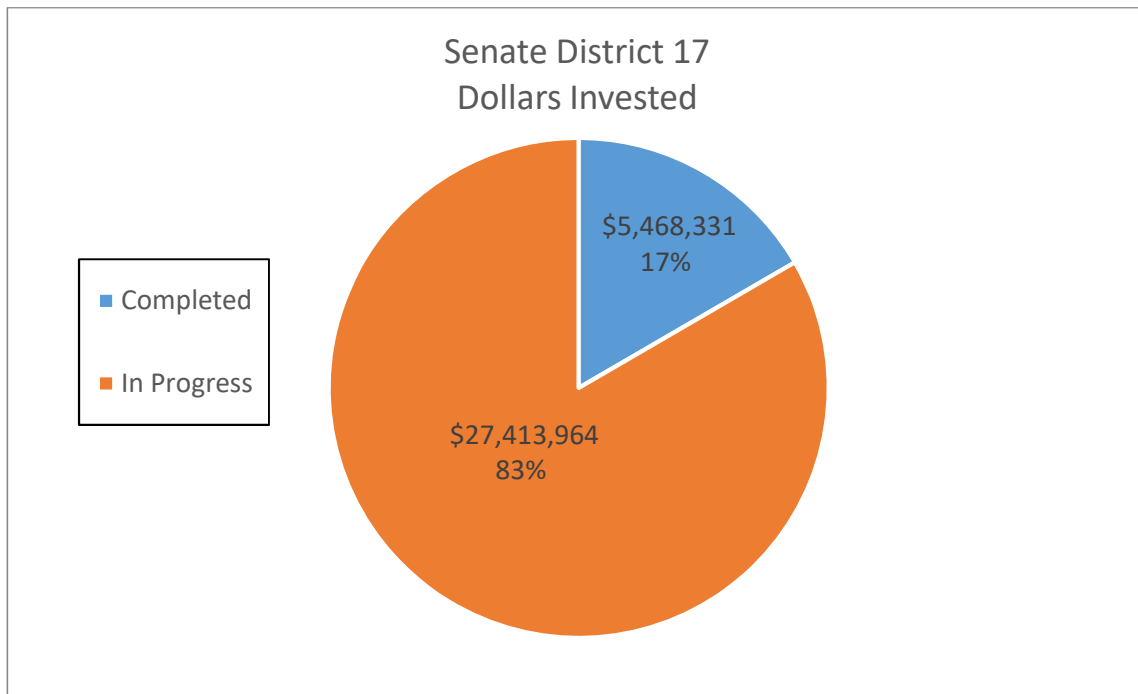
Senate District 16						
	Number of Sites	Dollars Invested	Annual Electric Savings (kWh)	Annual Dollar Savings	15 Year Electric Savings (kWh)	15 Year Dollar Savings
Completed	24	\$ 7,082,060.07	3,031,589	\$ 569,913.80	45,473,835	\$ 8,548,707.02
In Progress	185	\$37,164,246.97	12,887,528	\$ 2,308,028.70	193,312,920	\$ 34,620,430.50
Grand Total	209	\$44,246,307.04	15,919,117	\$ 2,877,942.50	238,786,755.00	\$ 43,169,137.52

DAC	81	\$16,109,046.96	4,936,669	\$ 908,624.63	74,050,035	\$13,629,369.47
-----	----	-----------------	-----------	---------------	------------	-----------------



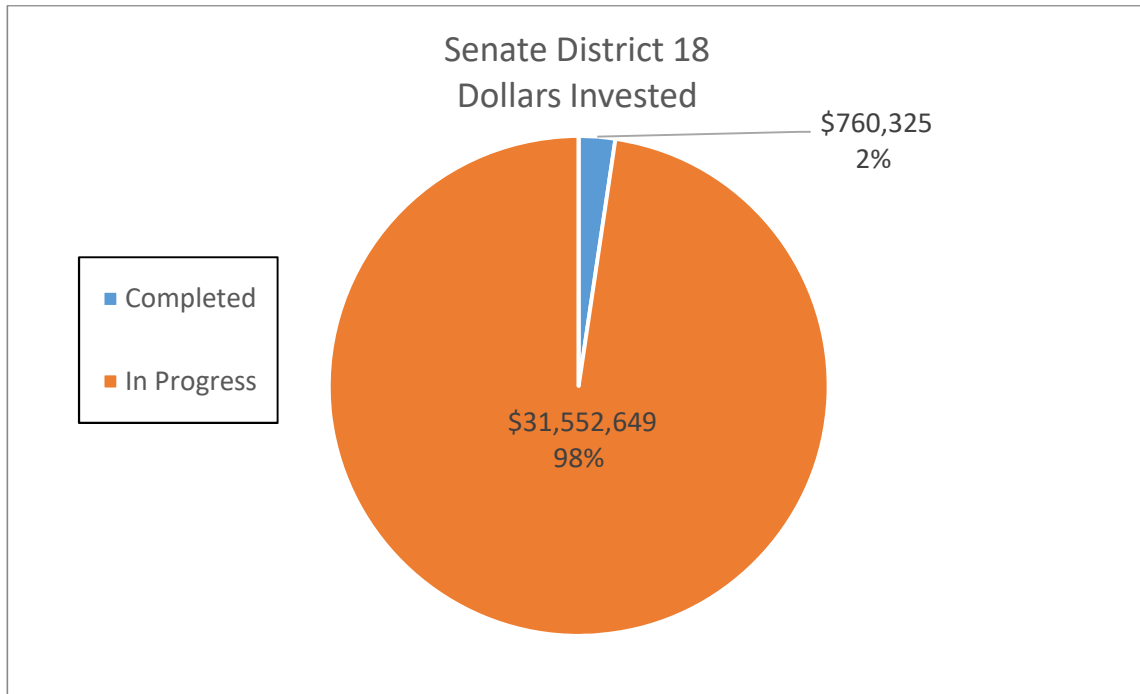
Senate District 17						
	Number of Sites	Dollars Invested	Annual Electric Savings (kWh)	Annual Dollar Savings	15 Year Electric Savings (kWh)	15 Year Dollar Savings
Completed	42	\$ 5,468,330.90	2,028,491	\$ 390,993.79	30,427,365	\$ 5,864,906.85
In Progress	232	\$27,413,963.57	11,806,397	\$ 2,241,754.86	177,095,955	\$ 33,626,322.90
Grand Total	274	\$32,882,294.47	13,834,888	\$ 2,632,748.65	207,523,320.00	\$ 39,491,229.75

DAC	13	\$ 2,978,155.03	700,268	\$ 133,361.63	10,504,020	\$ 2,000,424.45
-----	----	-----------------	---------	---------------	------------	-----------------



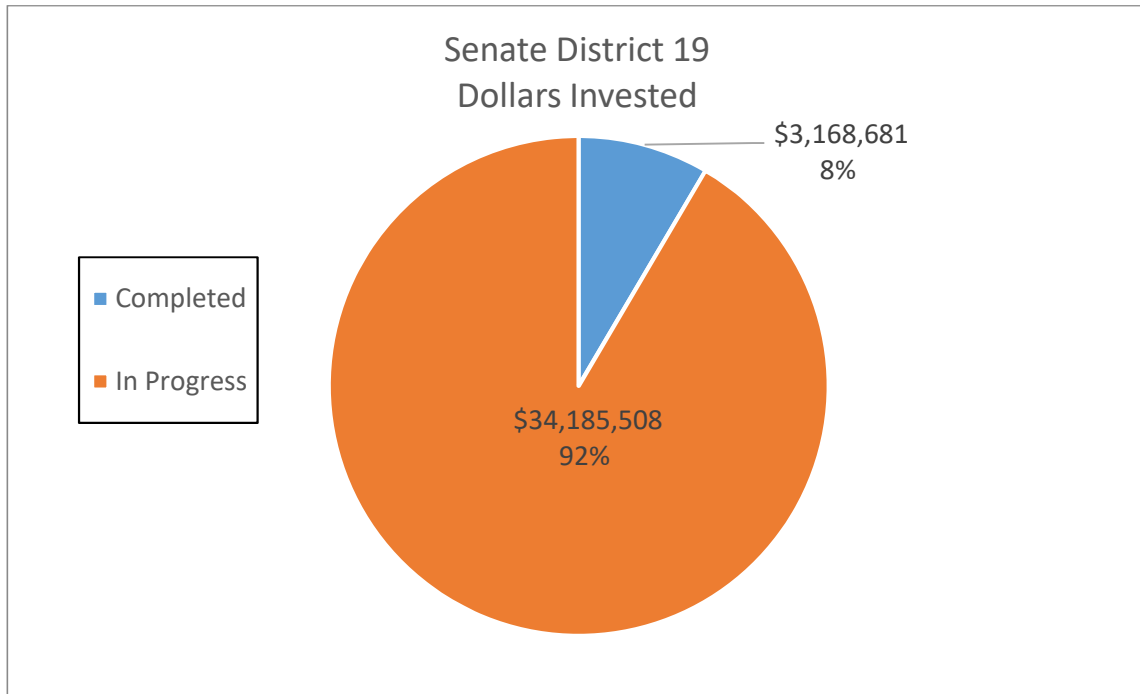
Senate District 18						
	Number of Sites	Dollars Invested	Annual Electric Savings (kWh)	Annual Dollar Savings	15 Year Electric Savings (kWh)	15 Year Dollar Savings
Completed	2	\$ 760,324.52	246,984	\$ 43,302.24	3,704,760	\$ 649,533.60
In Progress	46	\$31,552,648.73	9,295,345	\$ 1,738,455.94	139,430,175	\$ 26,076,839.10
Grand Total	48	\$32,312,973.25	9,542,329	\$ 1,781,758.18	143,134,935.00	\$ 26,726,372.70

DAC	18	\$14,717,979.06	4,249,942	\$ 773,562.27	63,749,130	\$11,603,434.05
-----	----	-----------------	-----------	---------------	------------	-----------------

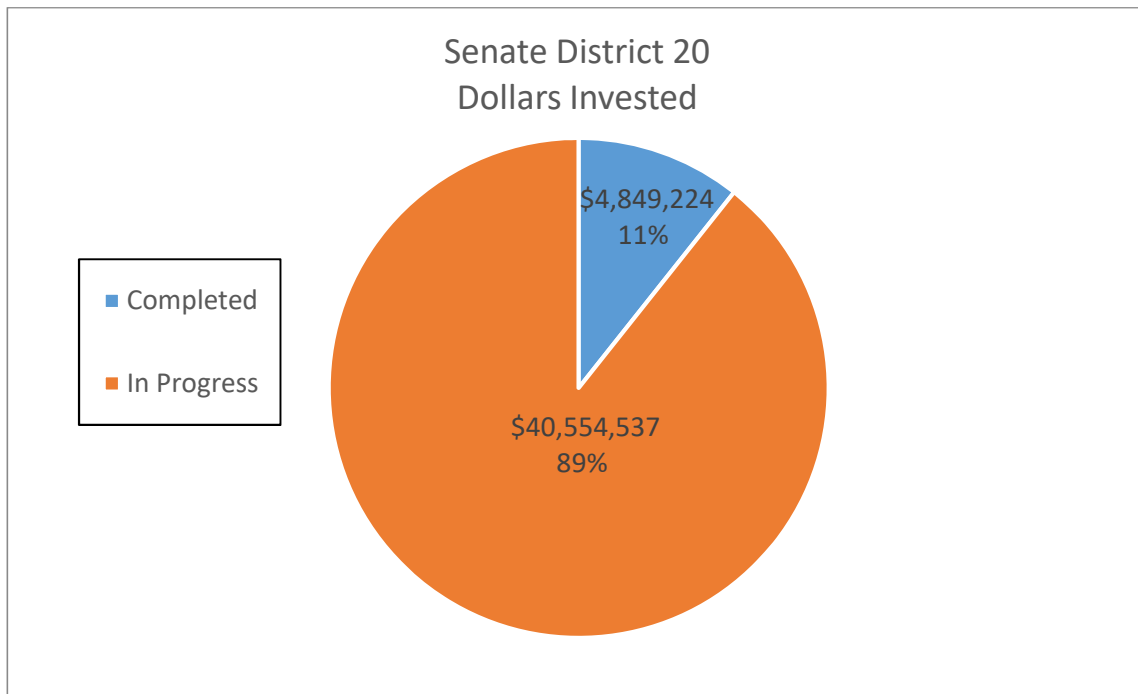


Senate District 19						
	Number of Sites	Dollars Invested	Annual Electric Savings (kWh)	Annual Dollar Savings	15 Year Electric Savings (kWh)	15 Year Dollar Savings
Completed	25	\$ 3,168,681.40	1,133,383	\$ 218,511.70	17,000,745	\$ 3,277,675.47
In Progress	219	\$34,185,508.34	14,231,088	\$ 2,459,364.51	213,466,320	\$ 36,890,467.65
Grand Total	244	\$37,354,189.74	15,364,471	\$ 2,677,876.21	230,467,065.00	\$ 40,168,143.12

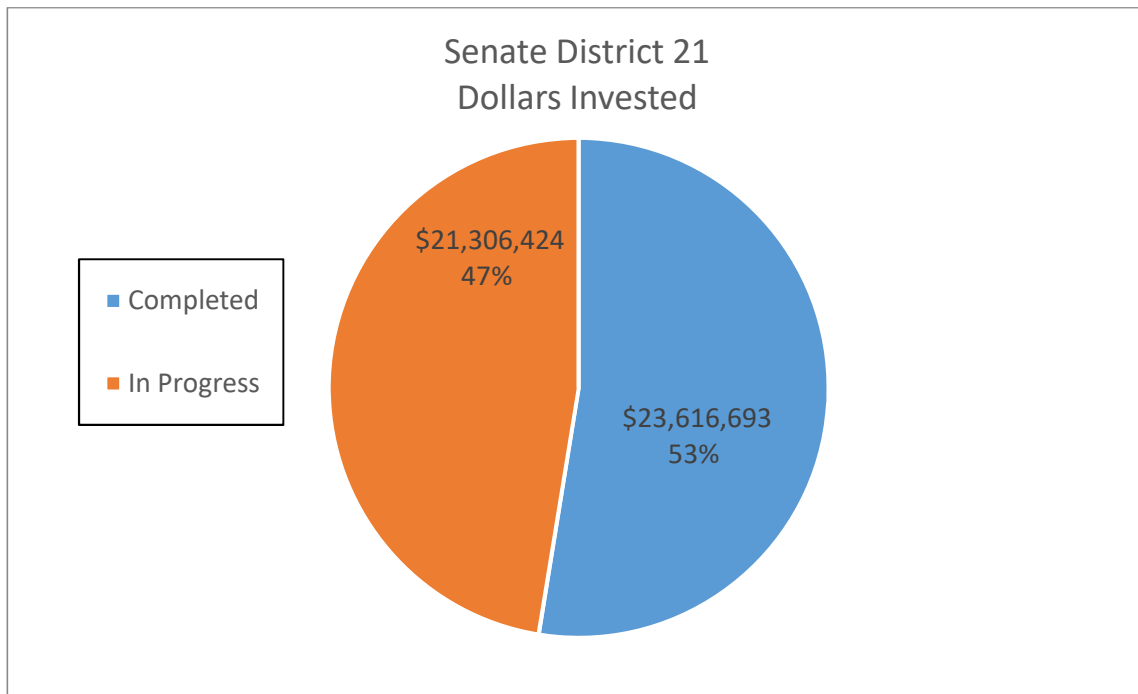
DAC	17	\$ 2,415,899.14	1,532,573	\$ 185,824.92	22,988,595	\$ 2,787,373.80
-----	----	-----------------	-----------	---------------	------------	-----------------



Senate District 20						
	Number of Sites	Dollars Invested	Annual Electric Savings (kWh)	Annual Dollar Savings	15 Year Electric Savings (kWh)	15 Year Dollar Savings
Completed	26	\$ 4,849,224.03	1,621,637	\$ 314,602.15	24,324,555	\$ 4,719,032.25
In Progress	162	\$40,554,537.20	15,093,340	\$ 2,789,602.37	226,400,100	\$ 41,844,035.55
Grand Total	188	\$45,403,761.23	16,714,977	\$ 3,104,204.52	250,724,655.00	\$ 46,563,067.80
DAC	135	\$33,918,055.42	12,624,131	\$ 2,316,646.26	189,361,965	\$34,749,693.90



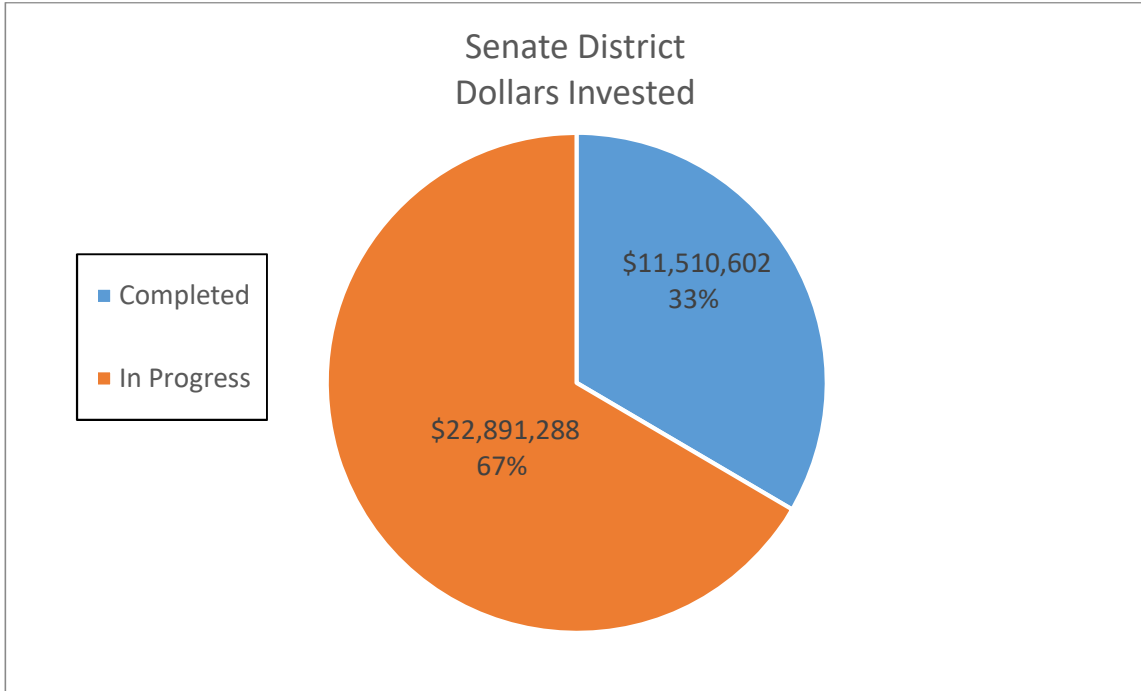
Senate District 21						
	Number of Sites	Dollars Invested	Annual Electric Savings (kWh)	Annual Dollar Savings	15 Year Electric Savings (kWh)	15 Year Dollar Savings
Completed	73	\$23,616,693.26	8,347,611	\$ 1,490,611.25	125,214,165	\$ 22,359,168.82
In Progress	98	\$21,306,424.15	7,732,232	\$ 1,356,958.83	115,983,480	\$ 20,354,382.45
Grand Total	171	\$44,923,117.41	16,079,843	\$ 2,847,570.08	241,197,645.00	\$ 42,713,551.27
DAC	7	\$ 4,076,690.76	1,521,247	\$ 226,887.48	22,818,705	\$ 3,403,312.20



Senate District 22

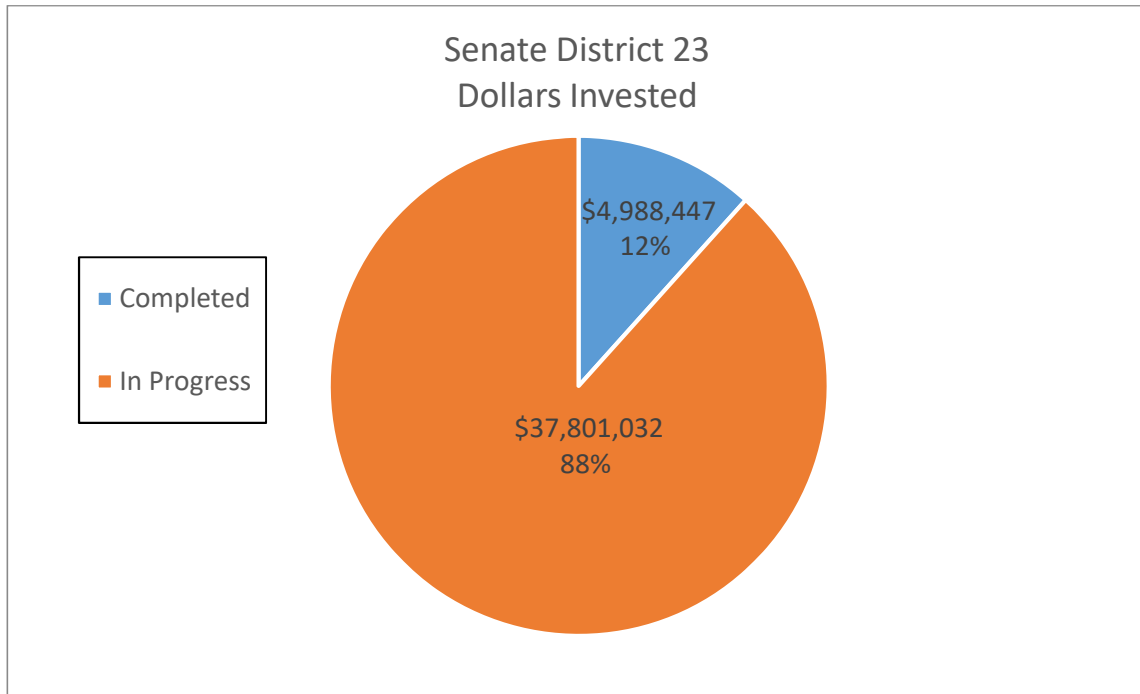
	Number of Sites	Dollars Invested	Annual Electric Savings (kWh)	Annual Dollar Savings	15 Year Electric Savings (kWh)	15 Year Dollar Savings
Completed	58	\$11,510,602.39	5,327,985	\$ 923,700.00	79,919,775	\$ 13,855,500.00
In Progress	131	\$22,891,288.23	10,040,083	\$ 1,763,643.13	150,601,245	\$ 26,454,646.95
Grand Total	189	\$34,401,890.62	15,368,068	\$ 2,687,343.13	230,521,020.00	\$ 40,310,146.95

DAC	86	\$16,829,401.84	8,590,557	\$ 1,406,543.17	128,858,355	\$21,098,147.55
------------	----	-----------------	-----------	-----------------	-------------	-----------------

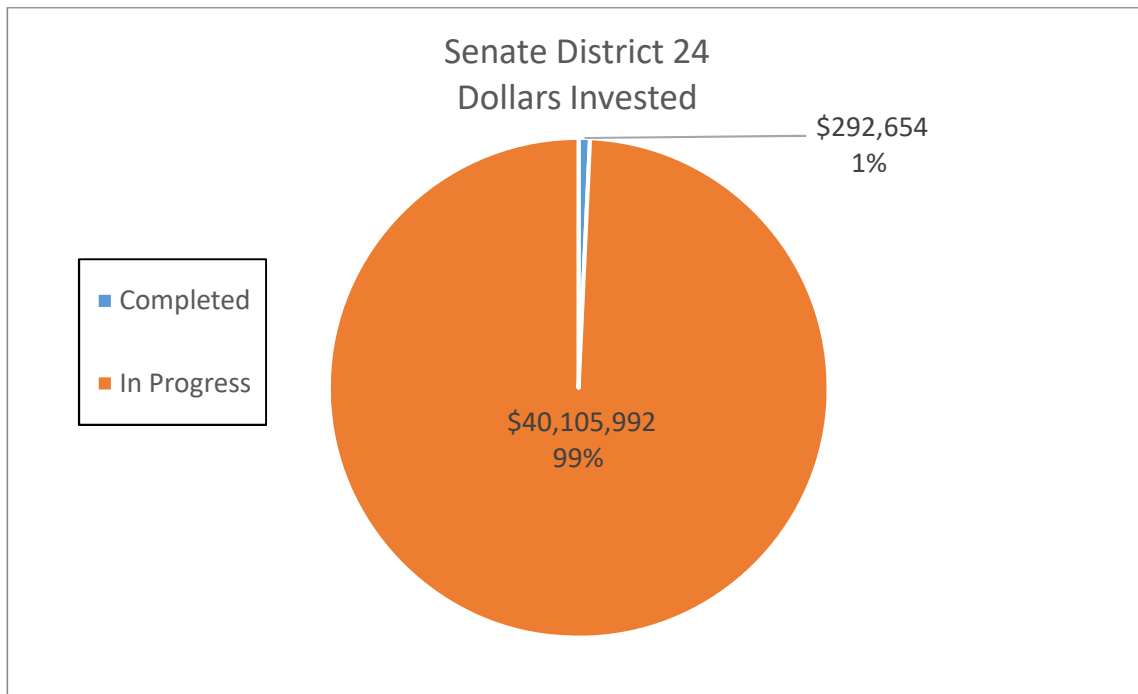


Senate District 23						
	Number of Sites	Dollars Invested	Annual Electric Savings (kWh)	Annual Dollar Savings	15 Year Electric Savings (kWh)	15 Year Dollar Savings
Completed	24	\$ 4,988,447.12	1,880,812	\$ 365,727.11	28,212,180	\$ 5,485,906.58
In Progress	125	\$37,801,031.96	13,756,546	\$ 2,729,563.37	206,348,190	\$ 40,943,450.55
Grand Total	149	\$42,789,479.08	15,637,358	\$ 3,095,290.48	234,560,370.00	\$ 46,429,357.13

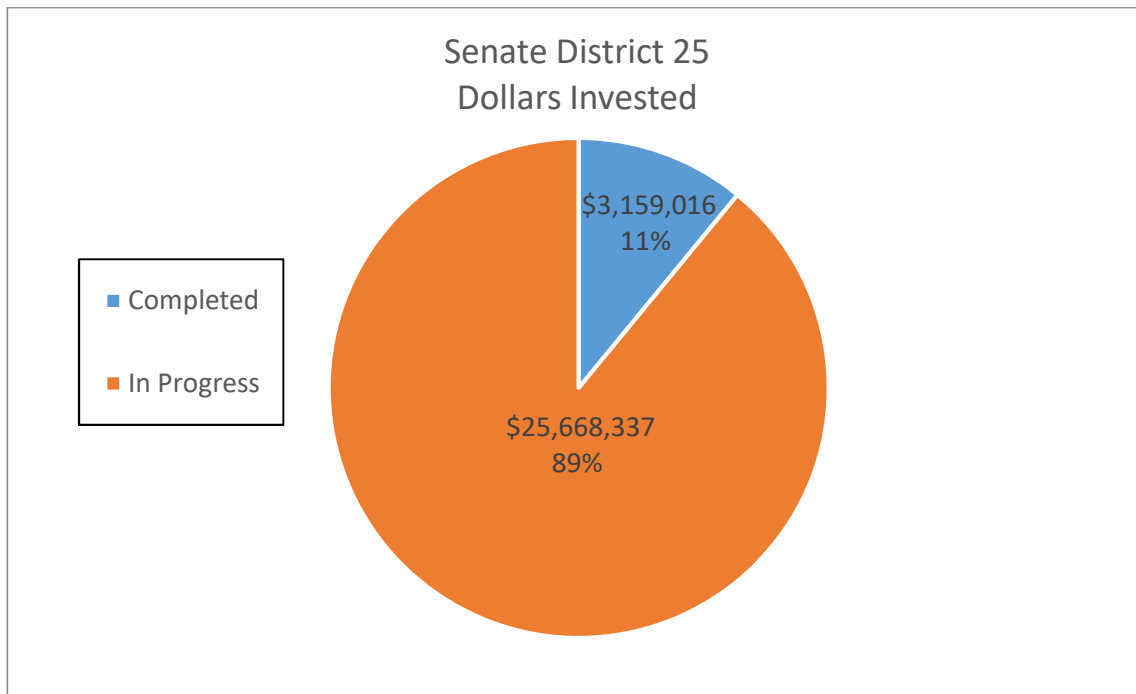
DAC	25	\$ 8,117,647.49	2,913,866	\$ 578,283.72	43,707,990	\$ 8,674,255.73
-----	----	-----------------	-----------	---------------	------------	-----------------



Senate District 24						
	Number of Sites	Dollars Invested	Annual Electric Savings (kWh)	Annual Dollar Savings	15 Year Electric Savings (kWh)	15 Year Dollar Savings
Completed	2	\$ 292,654.00	237,386	\$ 35,947.25	3,560,790	\$ 539,208.75
In Progress	56	\$40,105,992.03	12,903,328	\$ 2,183,022.15	193,549,920	\$ 32,745,332.25
Grand Total	58	\$40,398,646.03	13,140,714	\$ 2,218,969.40	197,110,710.00	\$ 33,284,541.00
DAC	44	\$29,461,556.74	9,742,624	\$ 1,638,698.74	146,139,360	\$24,580,481.10



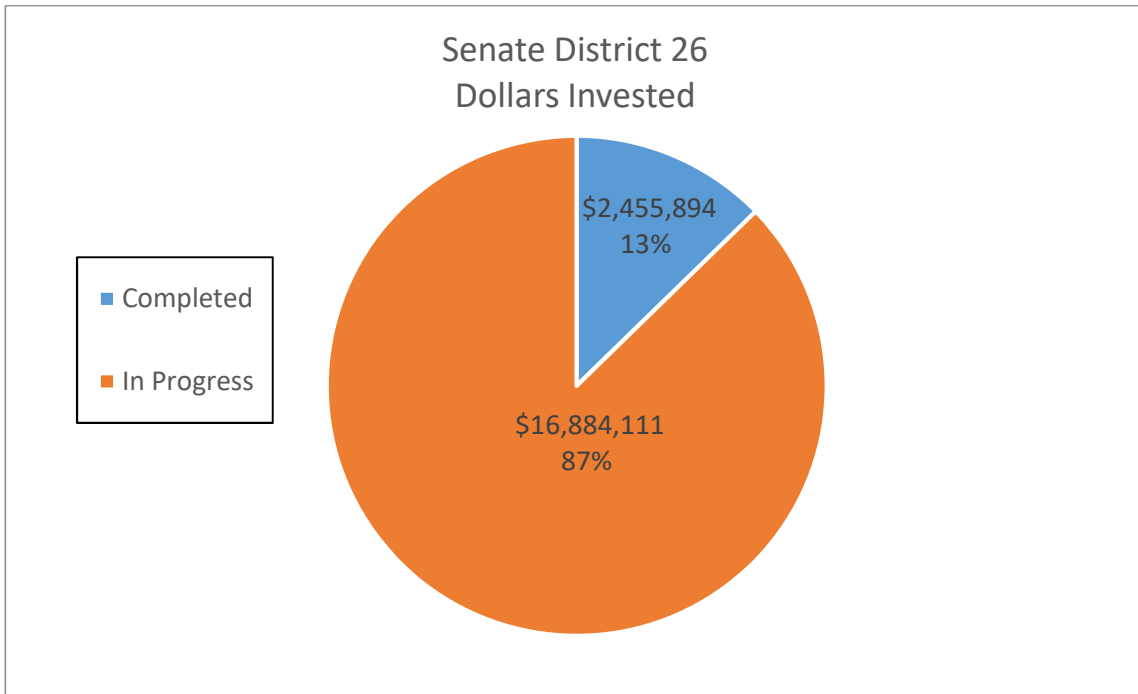
Senate District 25						
	Number of Sites	Dollars Invested	Annual Electric Savings (kWh)	Annual Dollar Savings	15 Year Electric Savings (kWh)	15 Year Dollar Savings
Completed	32	\$ 3,159,016.43	1,614,831	\$ 342,723.04	24,222,465	\$ 5,140,845.60
In Progress	136	\$25,668,336.52	9,932,223	\$ 2,033,059.76	148,983,345	\$ 30,495,896.40
Grand Total	168	\$28,827,352.95	11,547,054	\$ 2,375,782.80	173,205,810.00	\$ 35,636,742.00
DAC	33	\$ 5,649,211.24	2,489,057	\$ 563,933.89	37,335,855	\$ 8,459,008.35



Senate District 26

	Number of Sites	Dollars Invested	Annual Electric Savings (kWh)	Annual Dollar Savings	15 Year Electric Savings (kWh)	15 Year Dollar Savings
Completed	8	\$ 2,455,893.95	1,758,015	\$ 271,908.64	26,370,225	\$ 4,078,629.60
In Progress	62	\$16,884,110.63	6,359,085	\$ 1,027,982.69	95,386,275	\$ 15,419,740.29
Grand Total	70	\$19,340,004.58	8,117,100	\$ 1,299,891.33	121,756,500.00	\$ 19,498,369.89

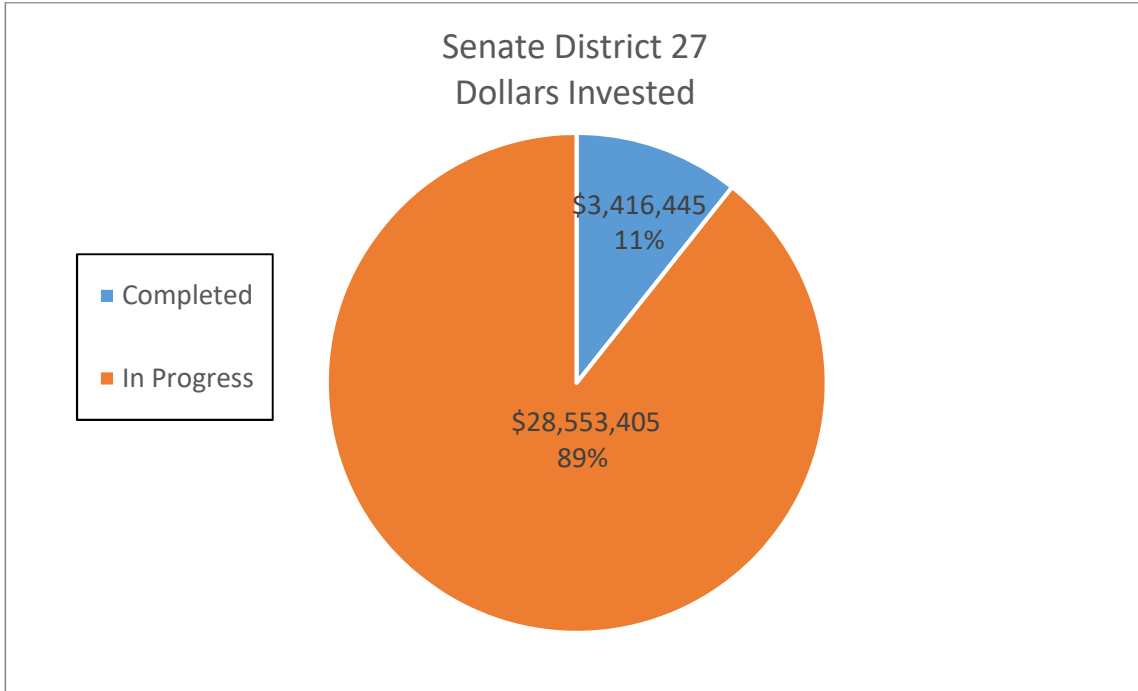
DAC	1	\$ 141,376.00	57,545	\$ 8,426.50	863,175	\$ 126,397.50
------------	---	---------------	--------	-------------	---------	---------------



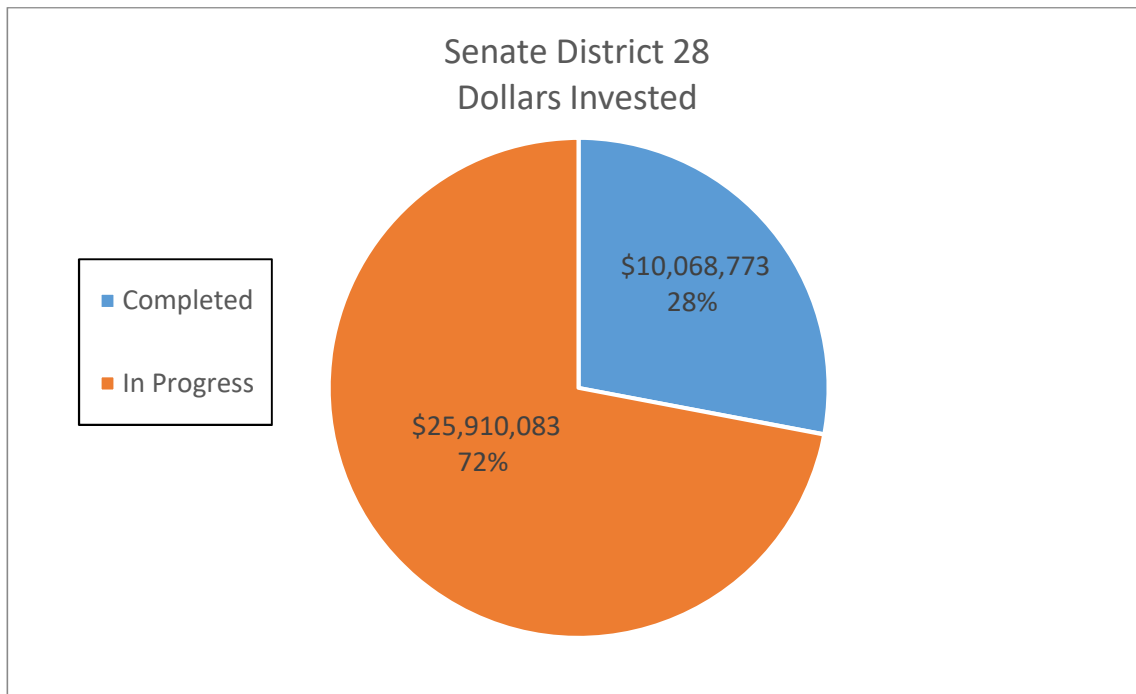
Senate District 27

	Number of Sites	Dollars Invested	Annual Electric Savings (kWh)	Annual Dollar Savings	15 Year Electric Savings (kWh)	15 Year Dollar Savings
Completed	18	\$ 3,416,445.00	1,335,544	\$ 230,987.94	20,033,160	\$ 3,464,819.10
In Progress	95	\$28,553,404.83	8,847,121	\$ 1,806,645.38	132,706,815	\$ 27,099,680.70
Grand Total	113	\$31,969,849.83	10,182,665	\$ 2,037,633.32	152,739,975.00	\$ 30,564,499.80

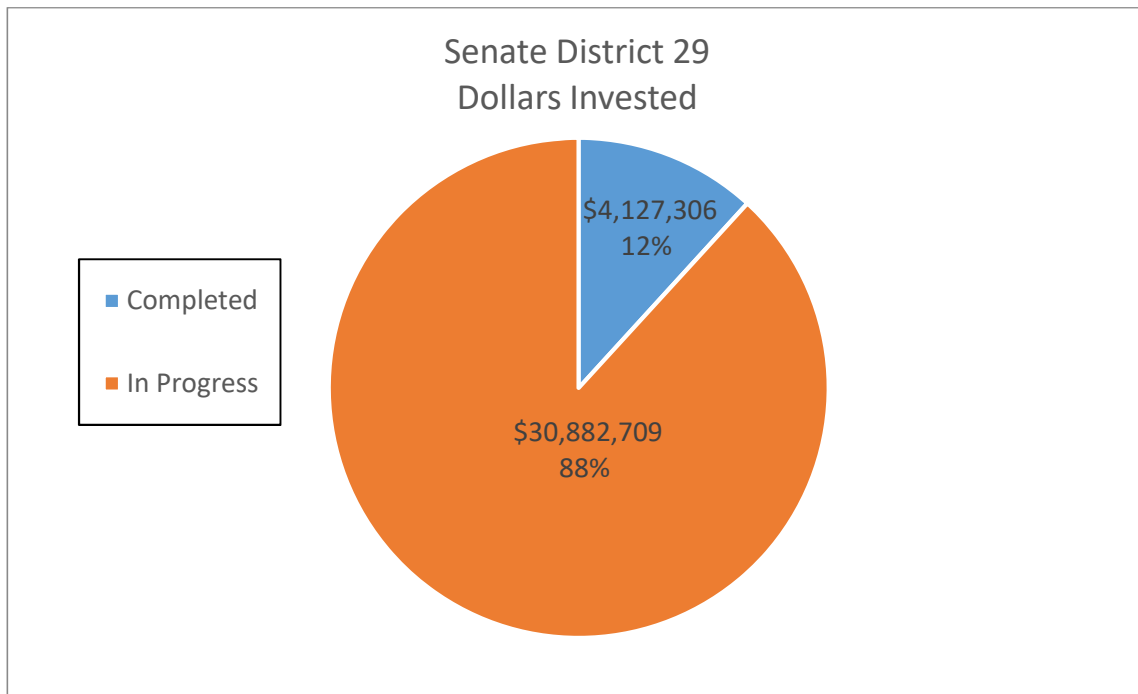
DAC	5	\$ 2,914,217.62	983,358	\$ 179,210.98	14,750,370	\$ 2,688,164.70
------------	---	-----------------	---------	---------------	------------	-----------------



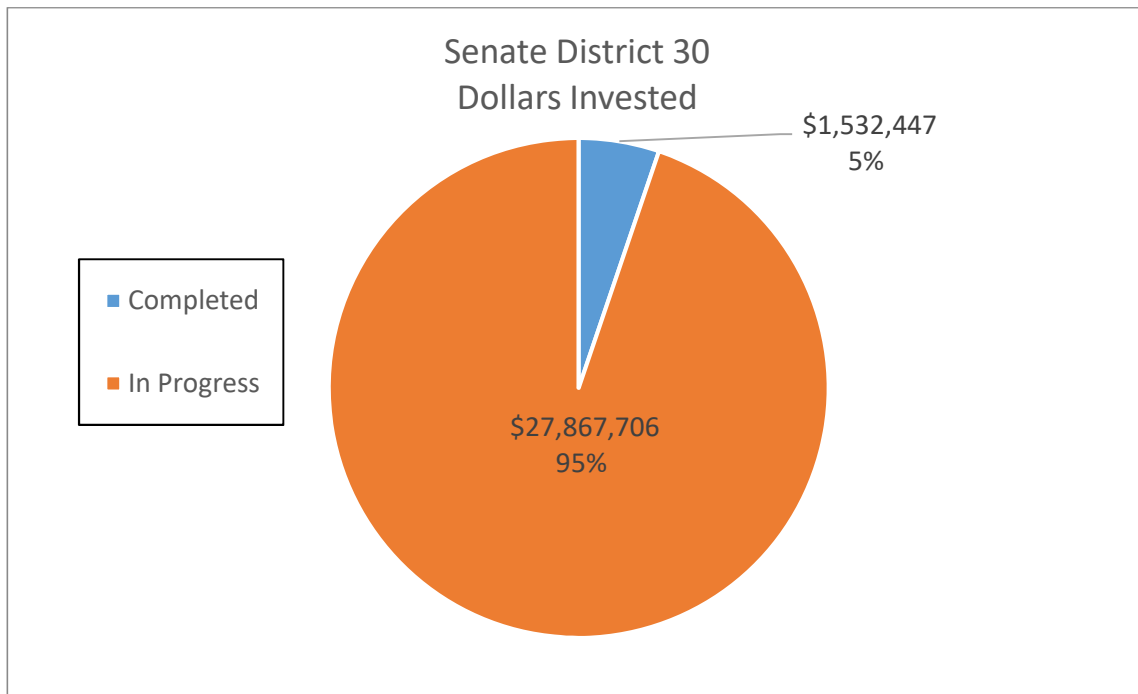
Senate District 28						
	Number of Sites	Dollars Invested	Annual Electric Savings (kWh)	Annual Dollar Savings	15 Year Electric Savings (kWh)	15 Year Dollar Savings
Completed	27	\$10,068,772.58	5,082,379	\$ 826,176.53	76,235,685	\$ 12,392,647.95
In Progress	84	\$25,910,083.40	9,717,287	\$ 1,680,721.20	145,759,305	\$ 25,210,818.00
Grand Total	111	\$35,978,855.98	14,799,666	\$ 2,506,897.73	221,994,990.00	\$ 37,603,465.95
DAC	5	\$ 1,798,911.00	678,684	\$ 129,872.02	10,180,260	\$ 1,948,080.30



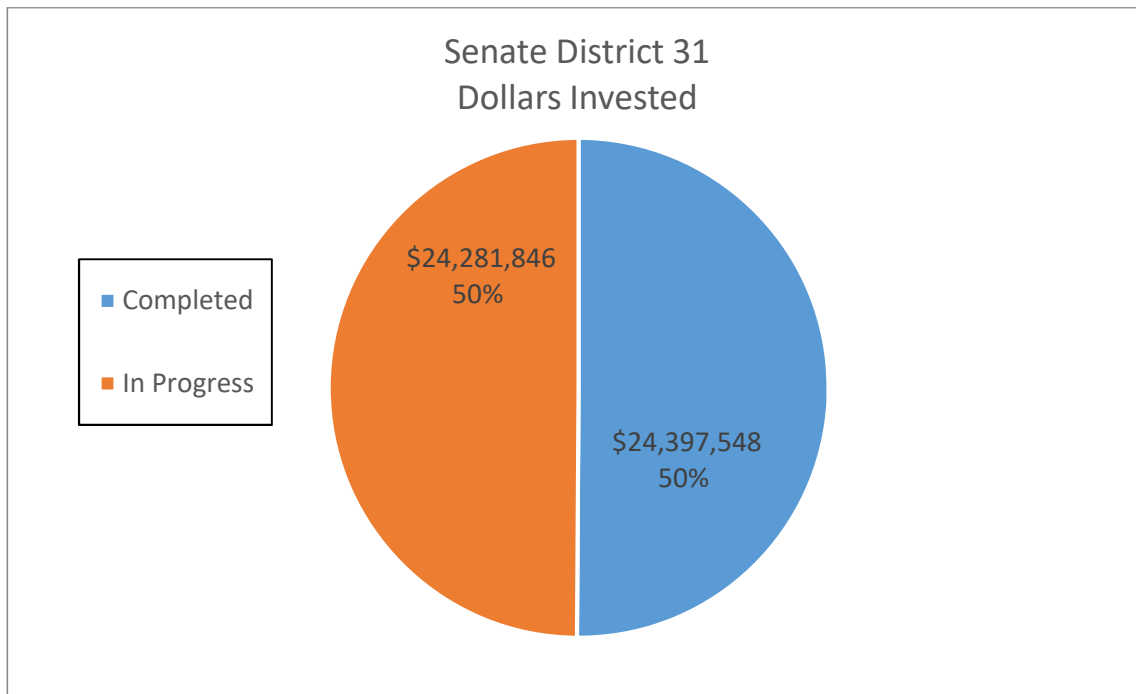
Senate District 29						
	Number of Sites	Dollars Invested	Annual Electric Savings (kWh)	Annual Dollar Savings	15 Year Electric Savings (kWh)	15 Year Dollar Savings
Completed	16	\$ 4,127,306.33	1,039,971	\$ 218,656.04	15,599,565	\$ 3,279,840.58
In Progress	167	\$30,882,708.74	10,449,924	\$ 1,995,854.89	156,748,860	\$ 29,937,823.35
Grand Total	183	\$35,010,015.07	11,489,895	\$ 2,214,510.93	172,348,425.00	\$ 33,217,663.93
DAC	27	\$ 2,984,859.24	1,735,146	\$ 312,579.20	26,027,190	\$ 4,688,688.00



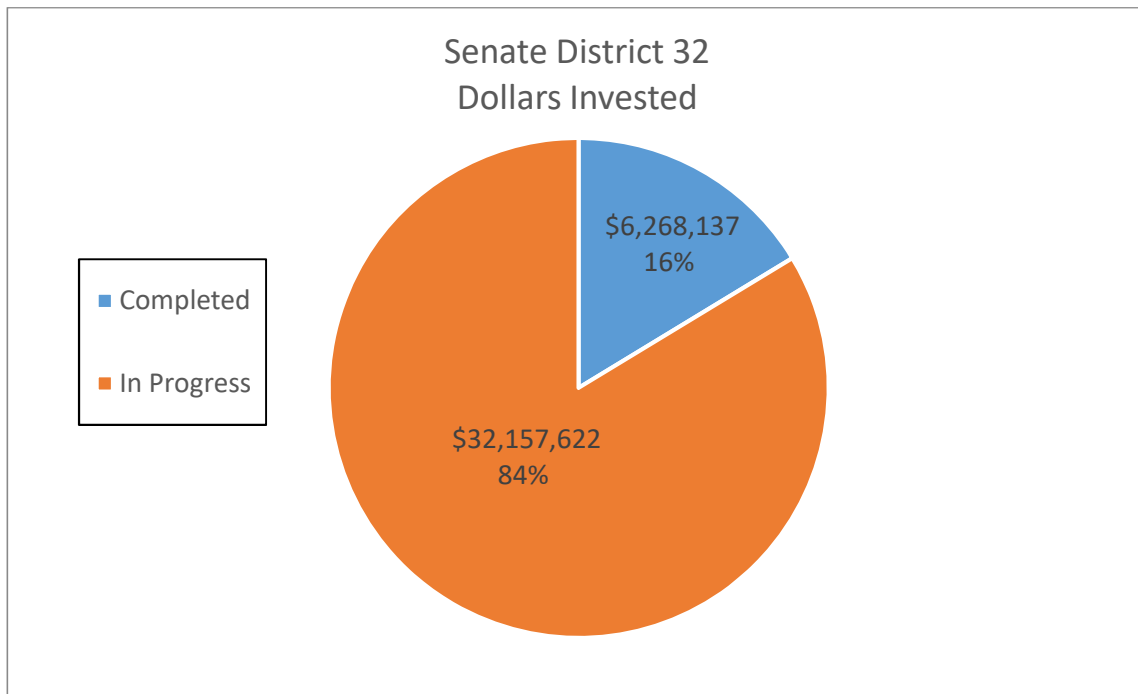
Senate District 30						
	Number of Sites	Dollars Invested	Annual Electric Savings (kWh)	Annual Dollar Savings	15 Year Electric Savings (kWh)	15 Year Dollar Savings
Completed	8	\$ 1,532,447.00	363,304	\$ 83,937.00	5,449,560	\$ 1,259,055.00
In Progress	40	\$27,867,705.95	8,869,910	\$ 1,427,620.88	133,048,650	\$ 21,414,313.20
Grand Total	48	\$29,400,152.95	9,233,214	\$ 1,511,557.88	138,498,210.00	\$ 22,673,368.20
DAC	36	\$27,169,515.42	8,637,048	\$ 1,388,011.62	129,555,720	\$20,820,174.30



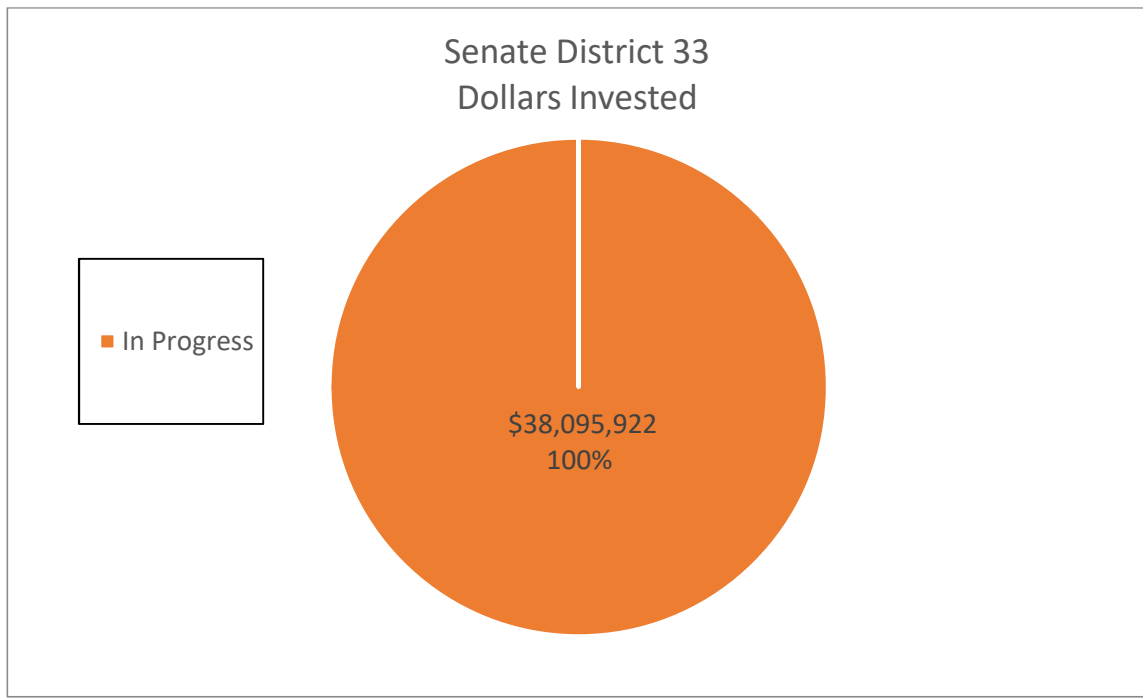
Senate District 31						
	Number of Sites	Dollars Invested	Annual Electric Savings (kWh)	Annual Dollar Savings	15 Year Electric Savings (kWh)	15 Year Dollar Savings
Completed	109	\$24,397,547.81	7,570,182	\$ 1,388,998.76	113,552,730	\$ 20,834,981.42
In Progress	81	\$24,281,846.44	9,149,173	\$ 1,639,718.58	137,237,595	\$ 24,595,778.70
Grand Total	190	\$48,679,394.25	16,719,355	\$ 3,028,717.34	250,790,325.00	\$ 45,430,760.12
DAC	84	\$18,821,595.91	6,537,772	\$ 1,173,190.76	98,066,580	\$17,597,861.42



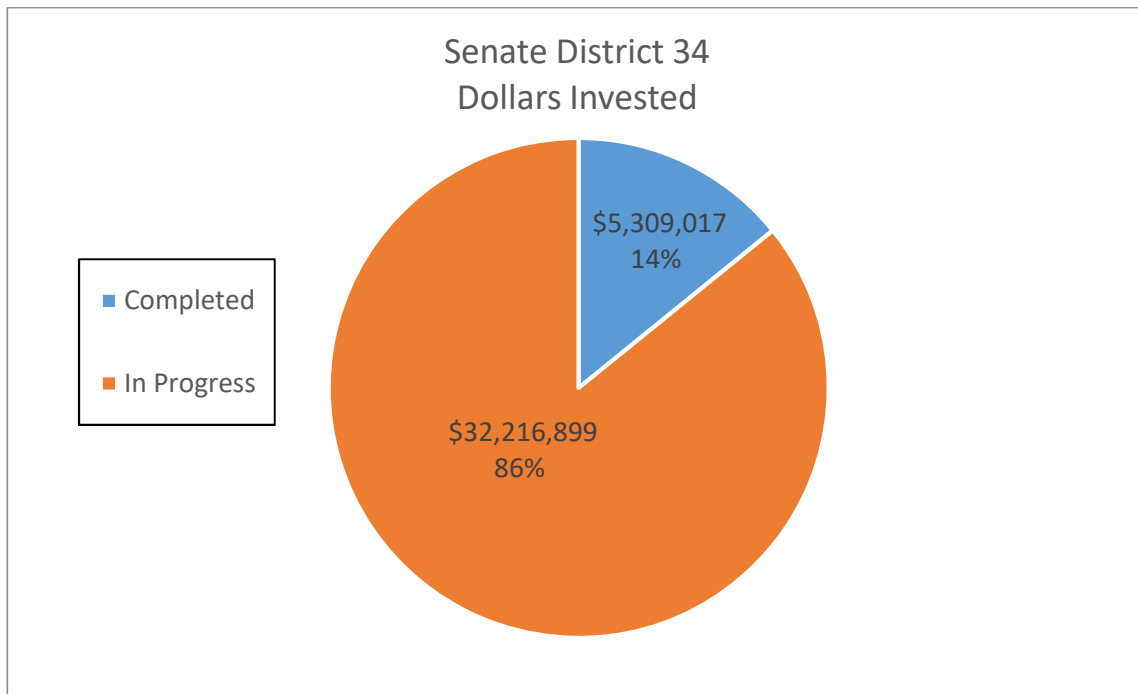
Senate District 32						
	Number of Sites	Dollars Invested	Annual Electric Savings (kWh)	Annual Dollar Savings	15 Year Electric Savings (kWh)	15 Year Dollar Savings
Completed	12	\$ 6,268,136.75	2,873,927	\$ 413,807.00	43,108,905	\$ 6,207,105.00
In Progress	185	\$32,157,621.91	12,518,331	\$ 2,670,999.50	187,774,965	\$ 40,064,992.50
Grand Total	197	\$38,425,758.66	15,392,258	\$ 3,084,806.50	230,883,870.00	\$ 46,272,097.50
DAC	87	\$17,850,479.74	6,778,803	\$ 1,287,514.96	101,682,045	\$19,312,724.40



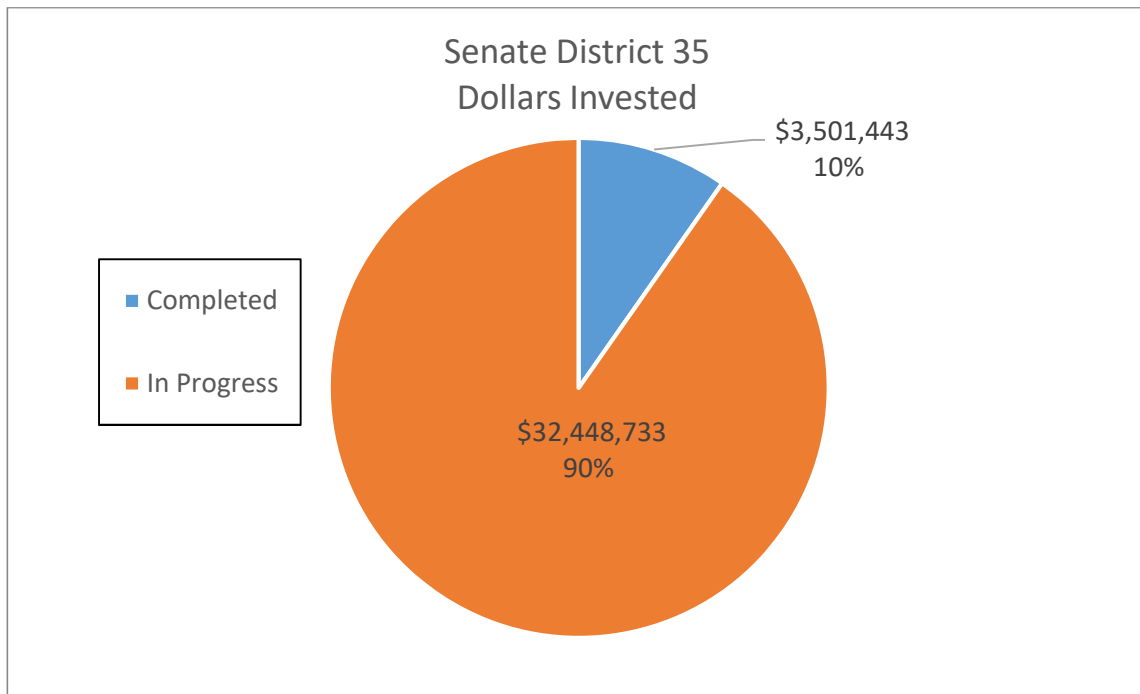
Senate District 33						
	Number of Sites	Dollars Invested	Annual Electric Savings (kWh)	Annual Dollar Savings	15 Year Electric Savings (kWh)	15 Year Dollar Savings
In Progress	173	\$38,095,922.04	12,532,945	\$ 2,260,460.71	187,994,175	\$ 33,906,910.65
Grand Total	173	\$38,095,922.04	12,532,945	\$ 2,260,460.71	187,994,175	\$ 33,906,910.65
DAC	107	\$34,628,908.25	11,498,963	\$ 2,049,583.46	172,484,445	\$30,743,751.90



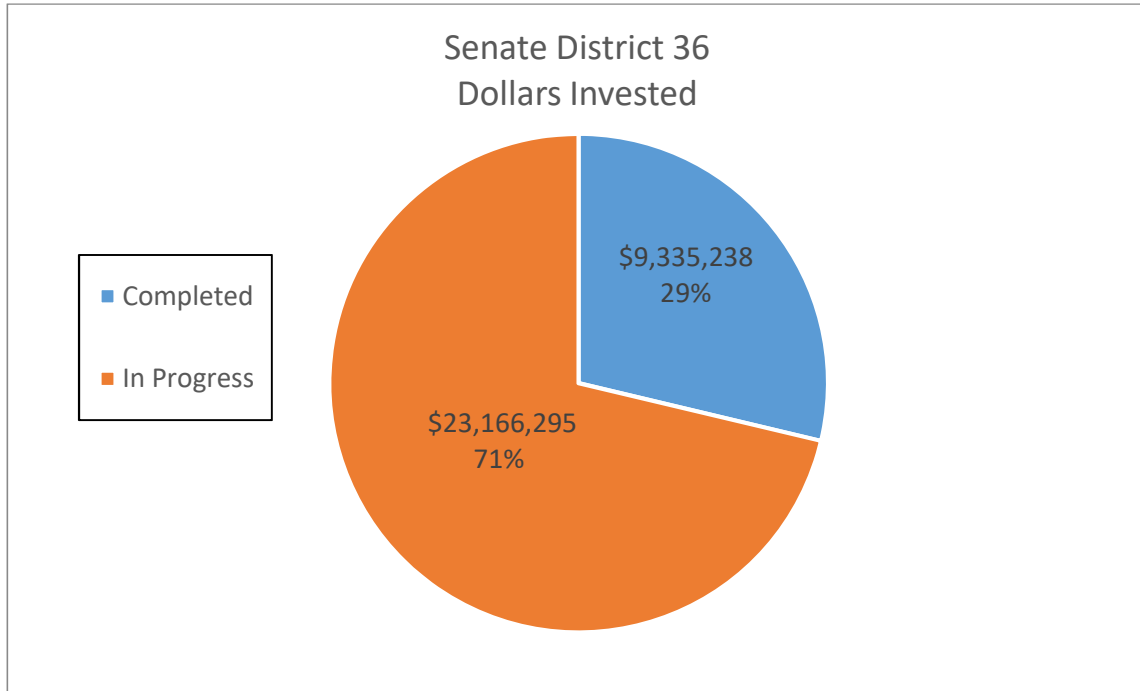
Senate District 34						
	Number of Sites	Dollars Invested	Annual Electric Savings (kWh)	Annual Dollar Savings	15 Year Electric Savings (kWh)	15 Year Dollar Savings
Completed	17	\$ 5,309,017.16	2,514,565	\$ 355,510.52	37,718,475	\$ 5,332,657.87
In Progress	149	\$32,216,898.54	10,902,879	\$ 2,062,189.44	163,543,185	\$ 30,932,841.60
Grand Total	166	\$37,525,915.70	13,417,444	\$ 2,417,699.96	201,261,660.00	\$ 36,265,499.47
DAC	52	\$10,109,323.49	4,570,080	\$ 796,663.80	68,551,200	\$11,949,956.99



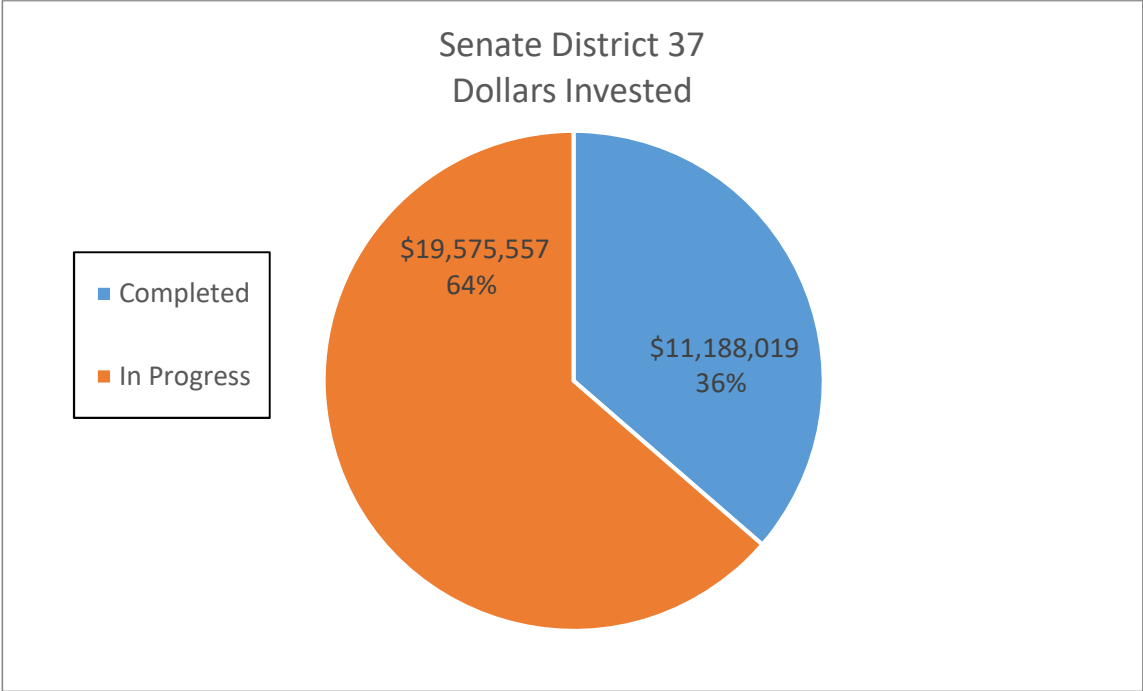
Senate District 35						
	Number of Sites	Dollars Invested	Annual Electric Savings (kWh)	Annual Dollar Savings	15 Year Electric Savings (kWh)	15 Year Dollar Savings
Completed	13	\$ 3,501,442.86	1,352,248	\$ 221,189.44	20,283,720	\$ 3,317,841.63
In Progress	85	\$32,448,733.44	10,505,999	\$ 1,930,385.89	157,589,985	\$ 28,955,788.35
Grand Total	98	\$35,950,176.30	11,858,247	\$ 2,151,575.33	177,873,705.00	\$ 32,273,629.98
DAC	81	\$26,967,183.36	9,813,390	\$ 1,764,028.86	147,200,850	\$ 26,460,432.93



Senate District 36						
	Number of Sites	Dollars Invested	Annual Electric Savings (kWh)	Annual Dollar Savings	15 Year Electric Savings (kWh)	15 Year Dollar Savings
Completed	27	\$ 9,335,238.17	3,538,206	\$ 732,853.50	53,073,090	\$ 10,992,802.50
In Progress	83	\$23,166,295.12	8,924,226	\$ 2,091,450.10	133,863,390	\$ 31,371,751.50
Grand Total	110	\$32,501,533.29	12,462,432	\$ 2,824,303.60	186,936,480.00	\$ 42,364,554.00

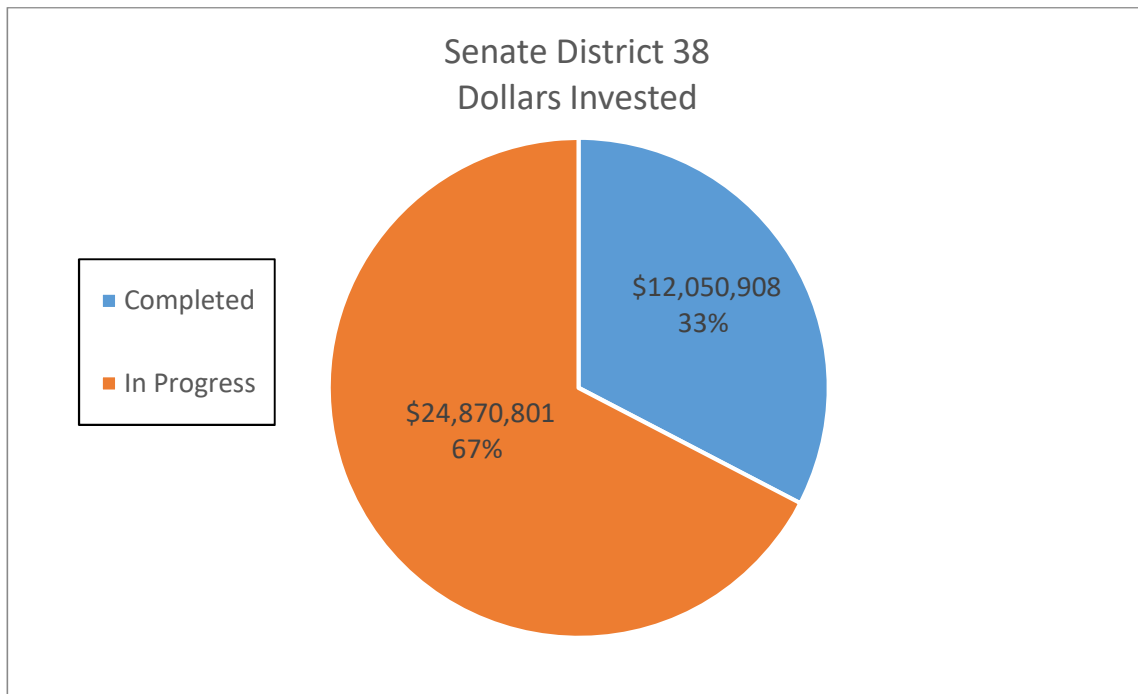


Senate District 37						
	Number of Sites	Dollars Invested	Annual Electric Savings (kWh)	Annual Dollar Savings	15 Year Electric Savings (kWh)	15 Year Dollar Savings
Completed	42	\$11,188,018.56	5,480,545	\$ 881,654.14	82,208,175	\$ 13,224,812.11
In Progress	67	\$19,575,556.99	6,369,751	\$ 1,252,423.90	95,546,265	\$ 18,786,358.50
Grand Total	109	\$30,763,575.55	11,850,296	\$ 2,134,078.04	177,754,440.00	\$ 32,011,170.61
DAC	4	\$ 348,806.43	157,955	\$ 34,673.85	2,369,325	\$ 520,107.75



Senate District 38						
	Number of Sites	Dollars Invested	Annual Electric Savings (kWh)	Annual Dollar Savings	15 Year Electric Savings (kWh)	15 Year Dollar Savings
Completed	62	\$12,050,908.47	4,110,258	\$ 1,243,146.38	61,653,870	\$ 18,647,195.70
In Progress	146	\$24,870,801.39	10,667,503	\$ 2,444,610.32	160,012,545	\$ 36,669,154.74
Grand Total	208	\$36,921,709.86	14,777,761	\$ 3,687,756.70	221,666,415.00	\$ 55,316,350.44

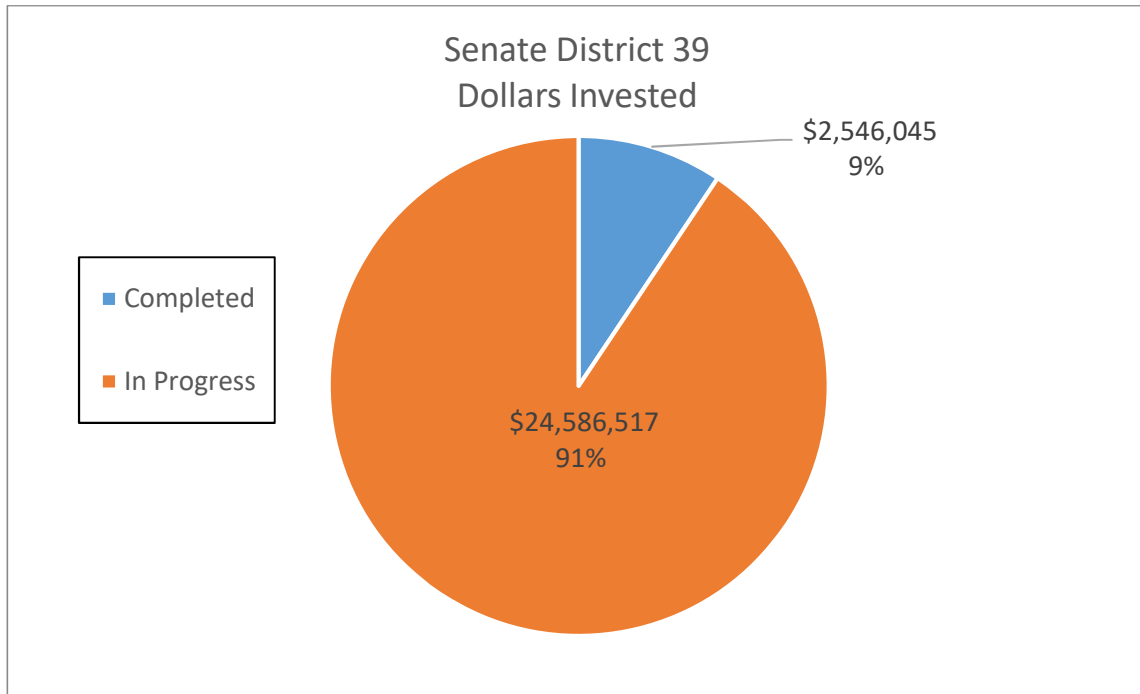
DAC	2	\$ 23,656.00	77,965	\$ 25,779.00	1,169,475	\$ 386,685.00
-----	---	--------------	--------	--------------	-----------	---------------



Senate District 39

	Number of Sites	Dollars Invested	Annual Electric Savings (kWh)	Annual Dollar Savings	15 Year Electric Savings (kWh)	15 Year Dollar Savings
Completed	15	\$ 2,546,044.60	1,401,452	\$ 299,143.55	21,021,780	\$ 4,487,153.25
In Progress	114	\$24,586,516.67	8,210,264	\$ 1,804,405.26	123,153,960	\$ 27,066,078.90
Grand Total	129	\$27,132,561.27	9,611,716	\$ 2,103,548.81	144,175,740.00	\$ 31,553,232.15

DAC	7	\$ 816,823.12	365,023	\$ 86,281.87	5,475,345	\$ 1,294,228.05
------------	---	---------------	---------	--------------	-----------	-----------------



Senate District 40						
	Number of Sites	Dollars Invested	Annual Electric Savings (kWh)	Annual Dollar Savings	15 Year Electric Savings (kWh)	15 Year Dollar Savings
Completed	69	\$15,863,305.47	6,278,950	\$ 1,244,314.65	94,184,250	\$ 18,664,719.71
In Progress	135	\$32,043,126.41	14,424,229	\$ 2,881,985.57	216,363,435	\$ 43,229,783.55
Grand Total	204	\$47,906,431.88	20,703,179	\$ 4,126,300.22	310,547,685.00	\$ 61,894,503.26

DAC	67	\$14,505,835.81	6,622,525	\$ 1,153,810.67	99,337,875	\$17,307,160.05
-----	----	-----------------	-----------	-----------------	------------	-----------------

