

Appendix I: Proposition 39 K-12 Allocations by Legislative District

This Appendix contains information on Proposition 39 K-12 allocations and energy savings by legislative district through June 30, 2018. It is based on data collected by the Energy Commission.¹ For each district, the total number of school sites identified in Energy Expenditure Plans is included, as well as the Proposition 39 cost/investment at each site, the annual electric savings, the annual dollar savings, and whether the projects at the school sites are completed or still in-progress. A fifteen-year estimate of electric savings and dollar savings is also included. This information is based on data collected by the Energy Commission

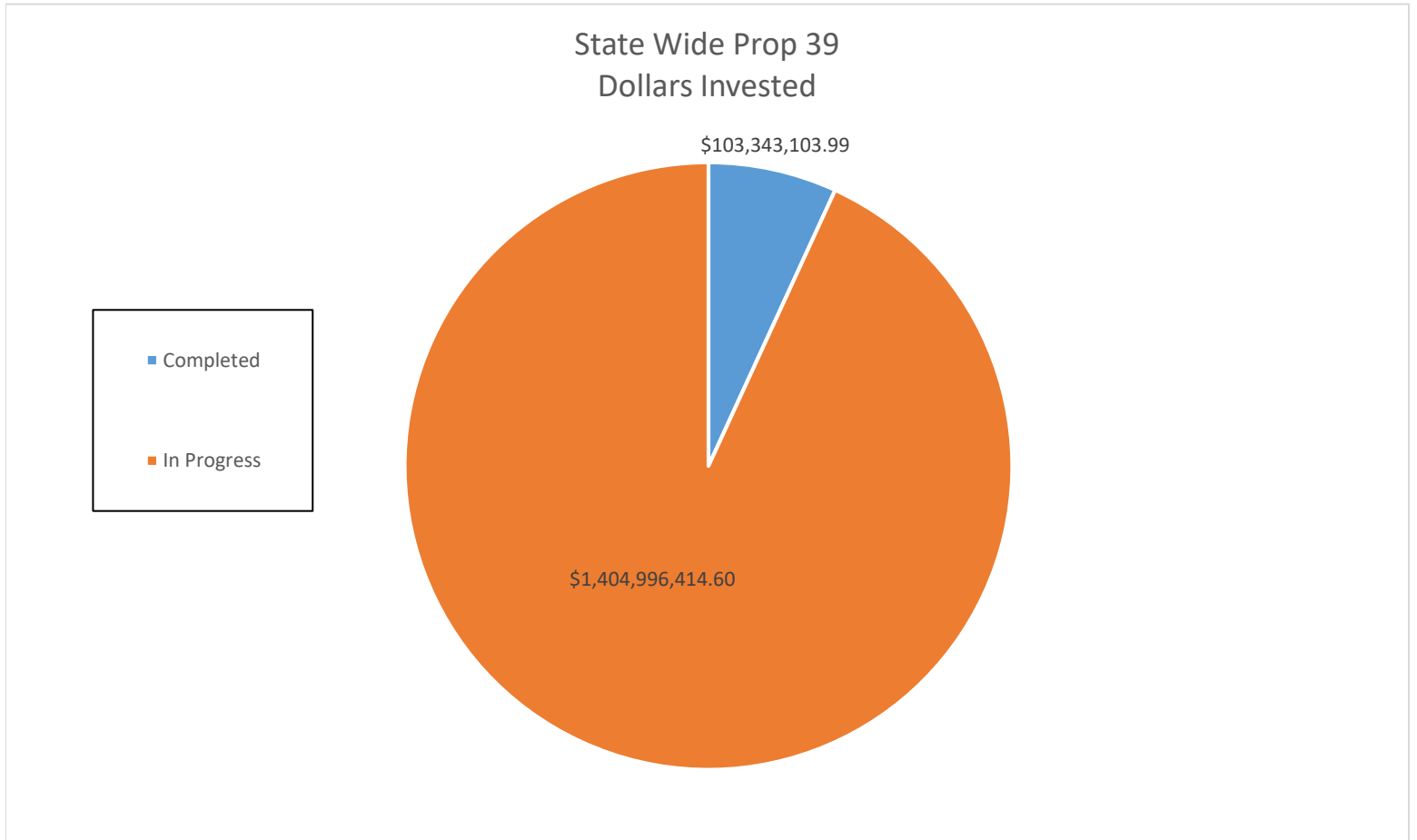
Finally, the appendix highlights similar information for districts with school sites located within disadvantaged communities (DAC), as defined by the CalEnviroScreen 3.0 tool.² This is different than a Proposition 39 disadvantaged Local Educational Agency (LEA) as defined in Senate Bill 73 (Committee on Budget and Fiscal Review, Chapter 29, Statutes of 2013), which identifies a disadvantaged LEA as one that has a ratio of free and reduced-priced meals (FRPM)/average daily attendance (ADA) of 0.75 or greater.

¹ For more information on data, see: <https://www.energy.ca.gov/efficiency/proposition39/data/>

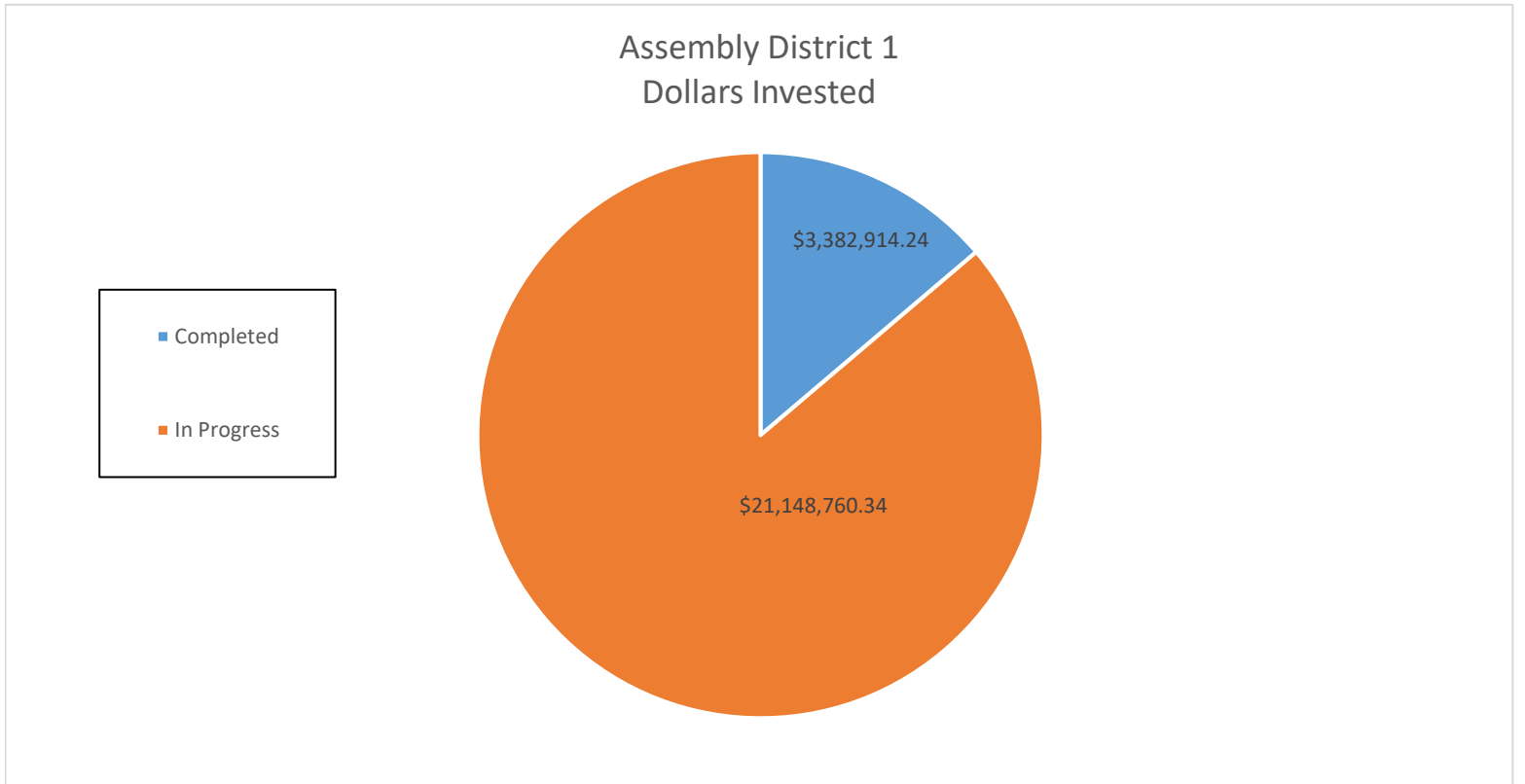
² For more information on CalEnviroScreen, see: <https://oehha.ca.gov/calenviroscreen>

State Wide Prop 39 Dollars Invested						
	Number of Sites	Dollars Invested	Annual Electric Savings (kWh)	Annual Dollar Savings	15 Year Electric Savings (kWh)	15 Year Dollar Savings
Completed	541	\$ 103,343,103.99	43,936,288	\$ 8,020,193.78	659,044,320	\$ 120,302,906.70
In Progress	6757	\$ 1,404,996,414.60	521,347,819	\$ 98,067,350.34	7,820,217,285	\$1,471,010,255.10
Grand Total	7298	\$ 1,508,339,518.59	565,284,107	\$ 106,087,544.12	8,479,261,605.00	\$1,591,313,161.80

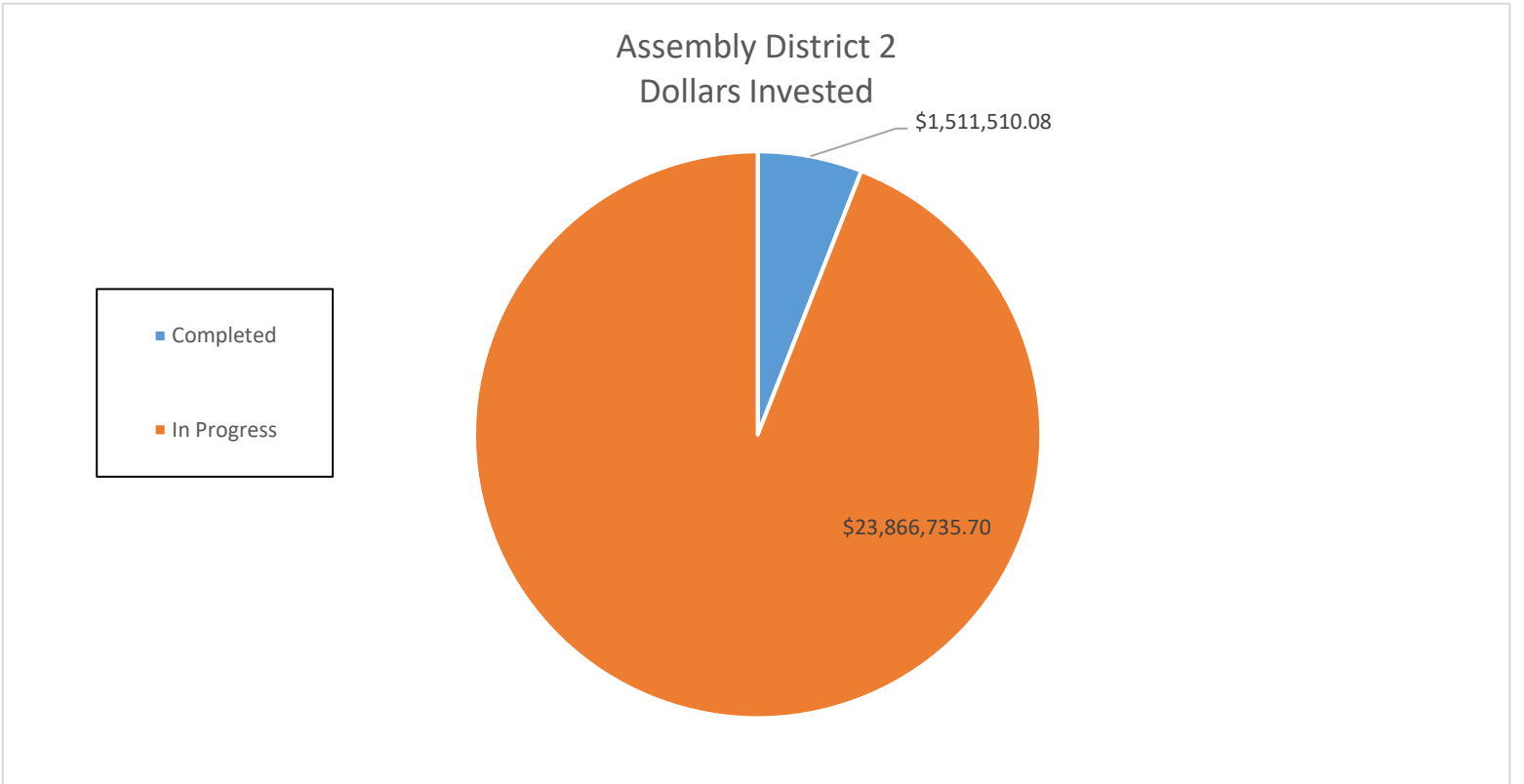
DAC	1789	\$ 441,419,117.98	160,698,656	\$ 28,599,361.76	2,410,479,840	\$ 428,990,426.40
-----	------	-------------------	-------------	------------------	---------------	-------------------



Assembly District 1						
	Number of Sites	Dollars Invested	Annual Electric Savings (kWh)	Annual Dollar Savings	15 Year Electric Savings (kWh)	15 Year Dollar Savings
Completed	25	\$ 3,382,914.24	1,544,560	\$ 306,044.08	23,168,400	\$ 4,590,661.20
In Progress	203	\$21,148,760.34	8,673,663	\$ 1,686,978.66	130,104,945	\$ 25,304,679.90
Grand Total	228	\$24,531,674.58	10,218,223	\$ 1,993,022.74	153,273,345.00	\$ 29,895,341.10

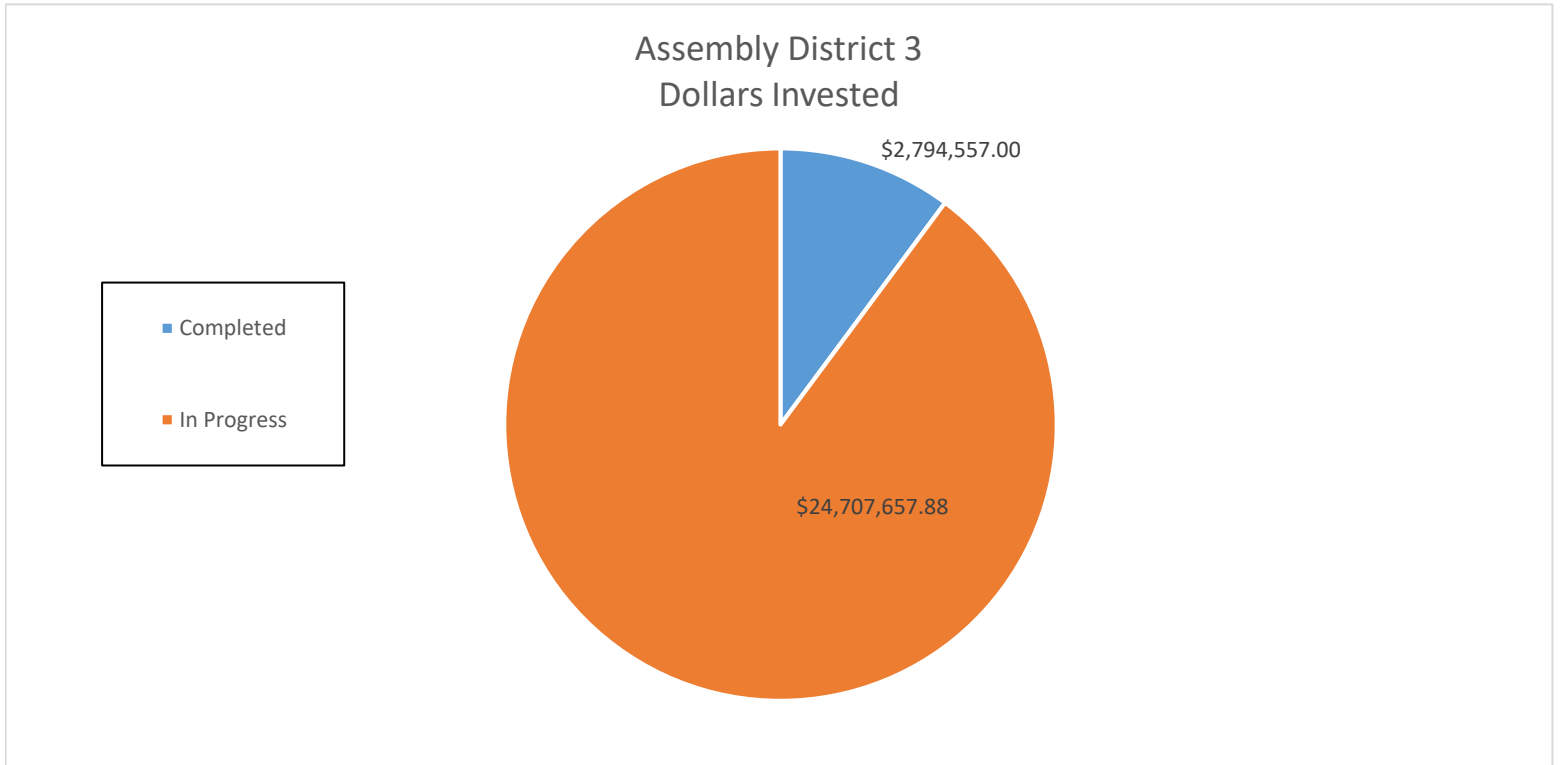


Assembly District 2						
	Number of Sites	Dollars Invested	Annual Electric Savings (kWh)	Annual Dollar Savings	15 Year Electric Savings (kWh)	15 Year Dollar Savings
Completed	16	\$ 1,511,510.08	598,776	\$ 109,303.29	8,981,640	\$ 1,639,549.35
In Progress	187	\$23,866,735.70	8,100,078	\$ 1,666,996.04	121,501,170	\$ 25,004,940.60
Grand Total	203	\$25,378,245.78	8,698,854	\$ 1,776,299.33	130,482,810.00	\$ 26,644,489.95

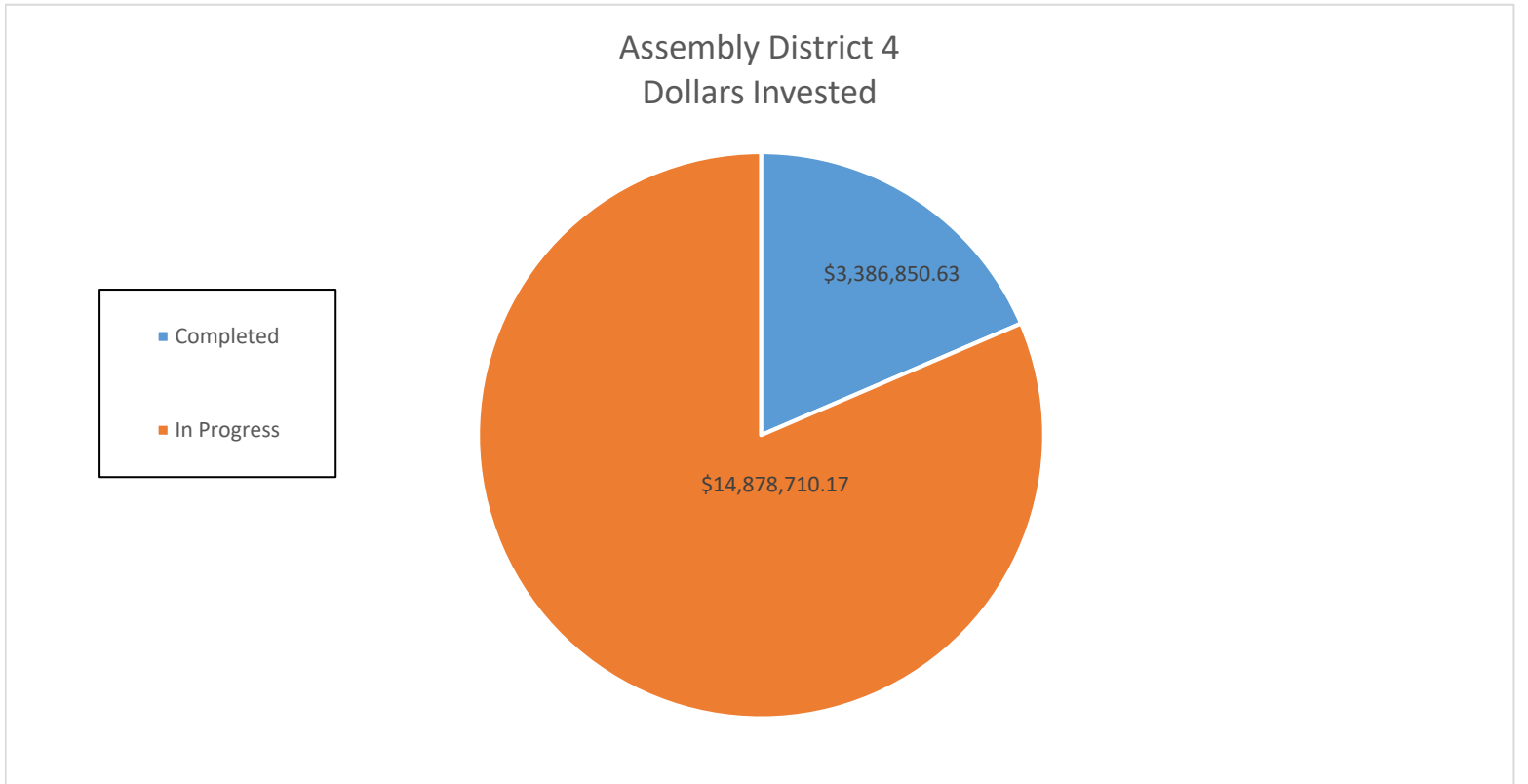


Assembly District 3						
	Number of Sites	Dollars Invested	Annual Electric Savings (kWh)	Annual Dollar Savings	15 Year Electric Savings (kWh)	15 Year Dollar Savings
Completed	18	\$ 2,794,557.00	1,105,030	\$ 230,616.87	16,575,450	\$ 3,459,253.05
In Progress	196	\$24,707,657.88	10,010,934	\$ 1,974,664.34	150,164,010	\$ 29,619,965.10
Grand Total	214	\$27,502,214.88	11,115,964	\$ 2,205,281.21	166,739,460.00	\$ 33,079,218.15

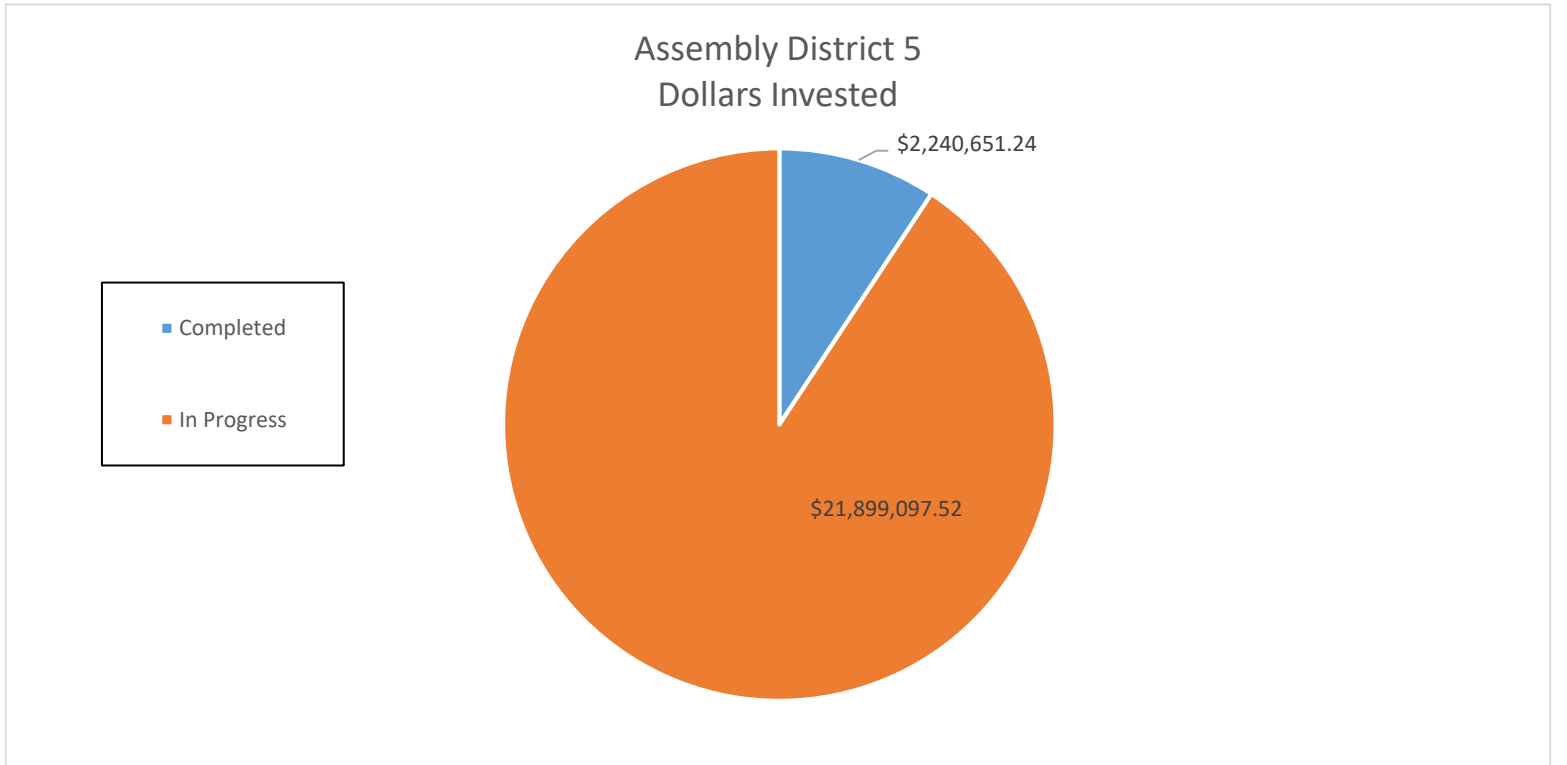
DAC	11	\$ 1,503,936.30	453,532	\$ 98,409.75	6,802,980	\$ 1,476,146.25
-----	----	-----------------	---------	--------------	-----------	-----------------



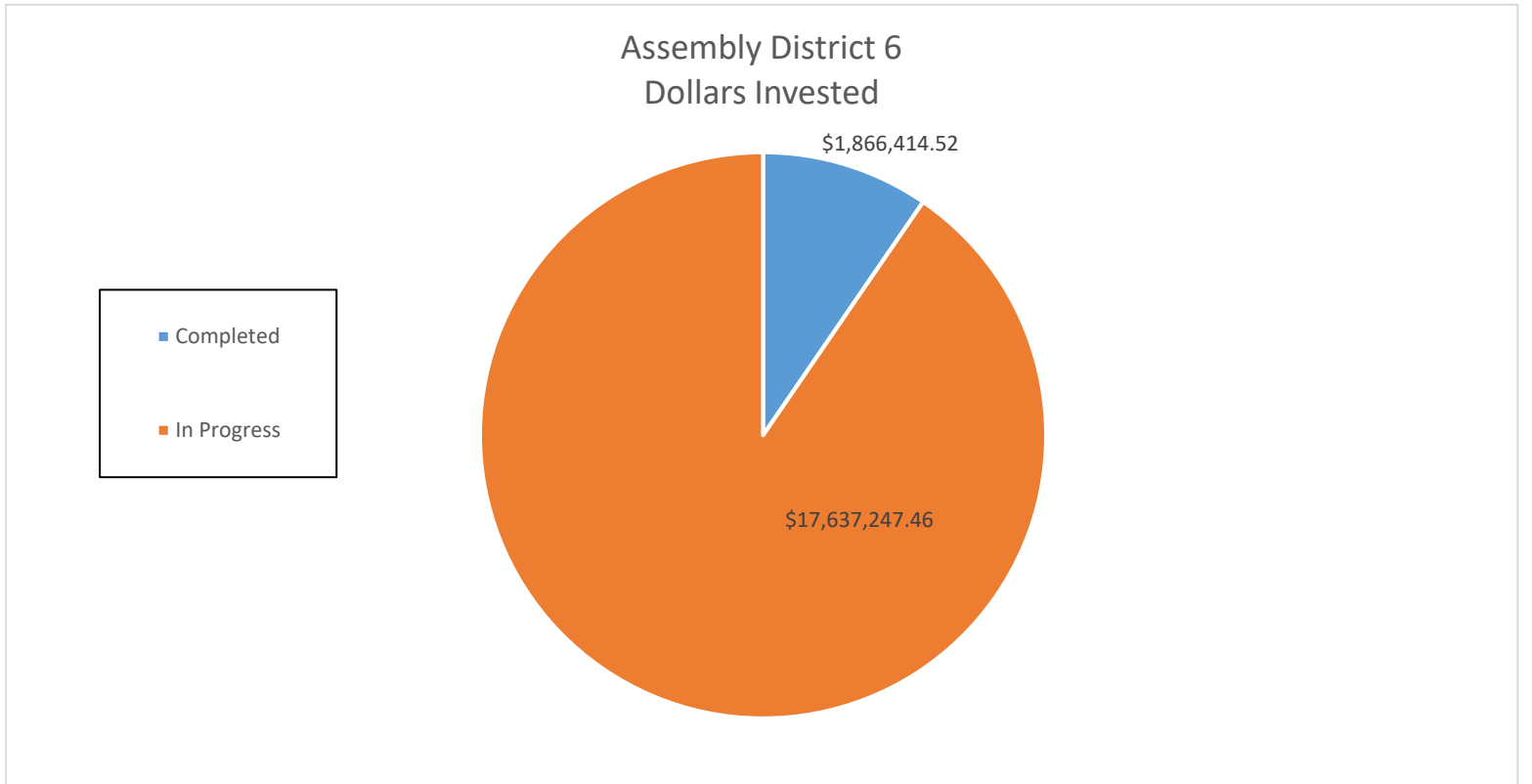
Assembly District 4						
	Number of Sites	Dollars Invested	Annual Electric Savings (kWh)	Annual Dollar Savings	15 Year Electric Savings (kWh)	15 Year Dollar Savings
Completed	8	\$ 3,386,850.63	1,518,188	\$ 304,171.83	22,772,820	\$ 4,562,577.45
In Progress	80	\$14,878,710.17	5,944,380	\$ 1,342,989.55	89,165,700	\$ 20,144,843.25
Grand Total	88	\$18,265,560.80	7,462,568	\$ 1,647,161.38	111,938,520.00	\$ 24,707,420.70



Assembly District 5						
	Number of Sites	Dollars Invested	Annual Electric Savings (kWh)	Annual Dollar Savings	15 Year Electric Savings (kWh)	15 Year Dollar Savings
Completed	19	\$ 2,240,651.24	792,760	\$ 136,901.30	11,891,400	\$ 2,053,519.50
In Progress	162	\$21,899,097.52	9,072,561	\$ 1,521,578.13	136,088,415	\$ 22,823,671.95
Grand Total	181	\$24,139,748.76	9,865,321	\$ 1,658,479.43	147,979,815.00	\$ 24,877,191.45
DAC	36	\$ 5,949,066.87	1,777,363	\$ 315,036.37	26,660,445	\$ 4,725,545.55

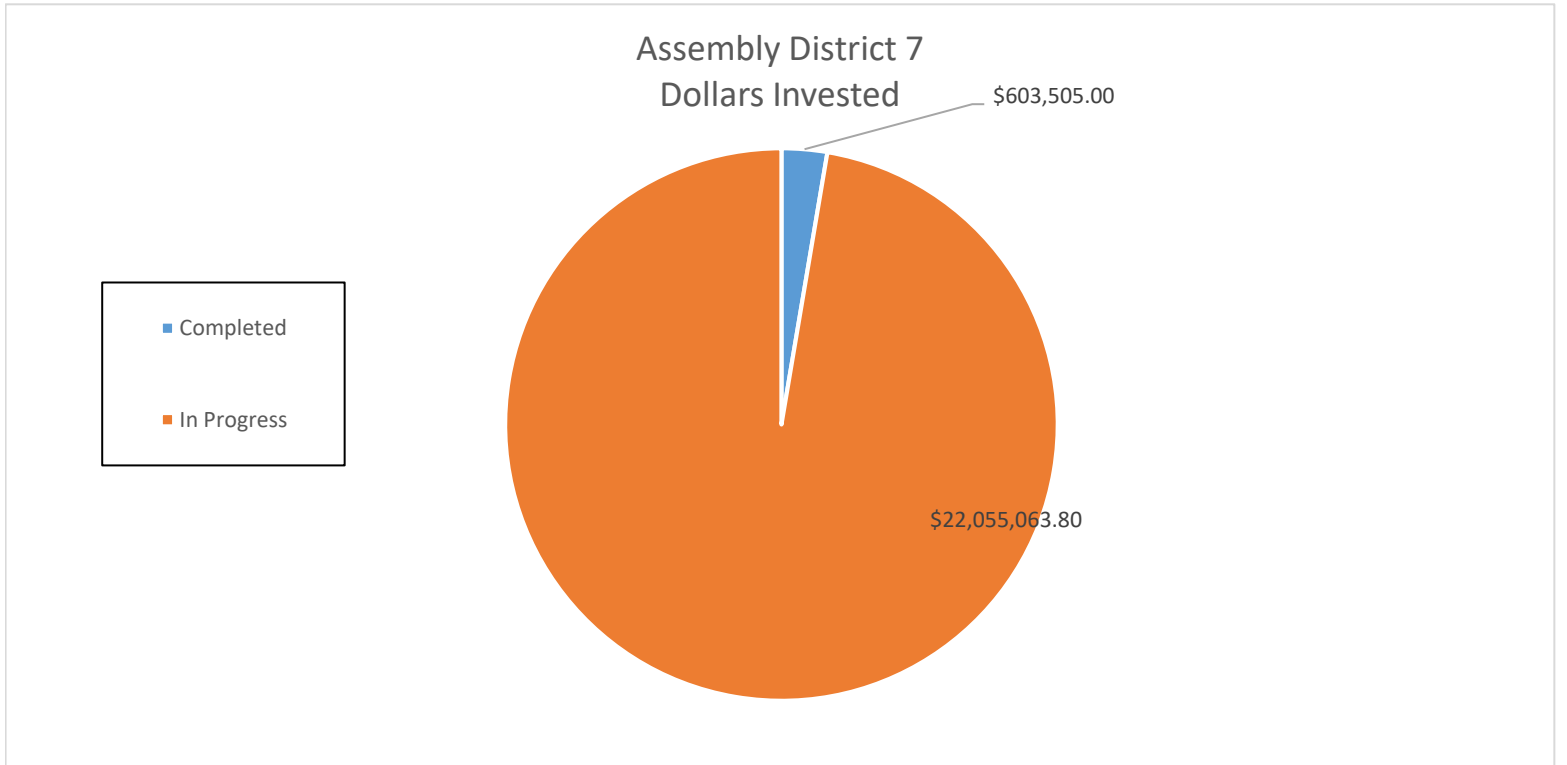


Assembly District 6						
	Number of Sites	Dollars Invested	Annual Electric Savings (kWh)	Annual Dollar Savings	15 Year Electric Savings (kWh)	15 Year Dollar Savings
Completed	9	\$ 1,866,414.52	618,682	\$ 117,597.42	9,280,230	\$ 1,763,961.30
In Progress	96	\$17,637,247.46	7,381,427	\$ 1,219,953.75	110,721,405	\$ 18,299,306.25
Grand Total	105	\$19,503,661.98	8,000,109	\$ 1,337,551.17	120,001,635.00	\$ 20,063,267.55



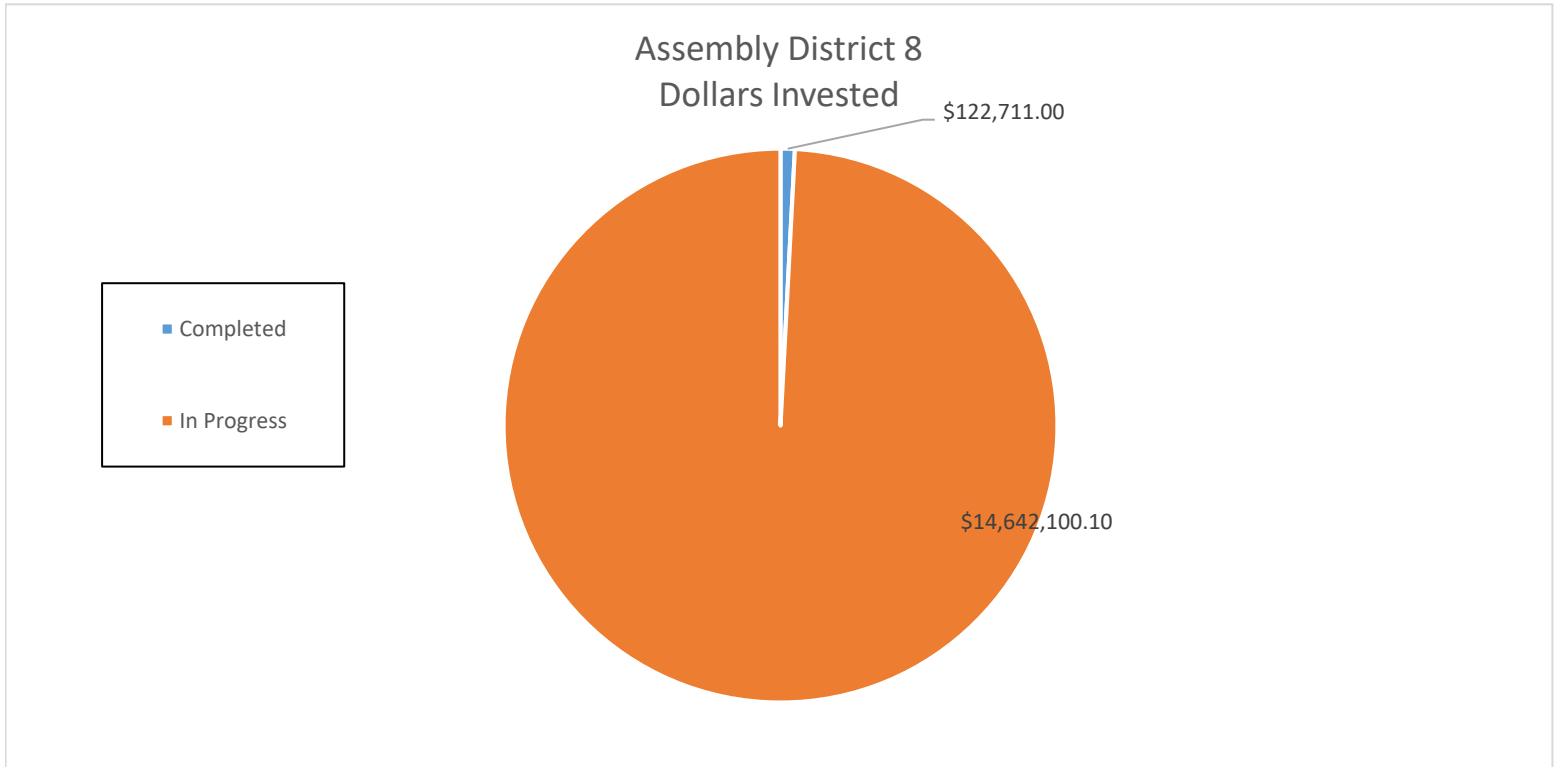
Assembly District 7						
	Number of Sites	Dollars Invested	Annual Electric Savings (kWh)	Annual Dollar Savings	15 Year Electric Savings (kWh)	15 Year Dollar Savings
Completed	4	\$ 603,505.00	216,902	\$ 30,824.70	3,253,530	\$ 462,370.50
In Progress	71	\$22,055,063.80	6,685,469	\$ 964,391.85	100,282,035	\$ 14,465,877.75
Grand Total	75	\$22,658,568.80	6,902,371	\$ 995,216.55	103,535,565.00	\$ 14,928,248.25

DAC	24	\$ 8,806,235.53	2,464,530	\$ 343,597.23	36,967,950	\$ 5,153,958.45
-----	----	-----------------	-----------	---------------	------------	-----------------



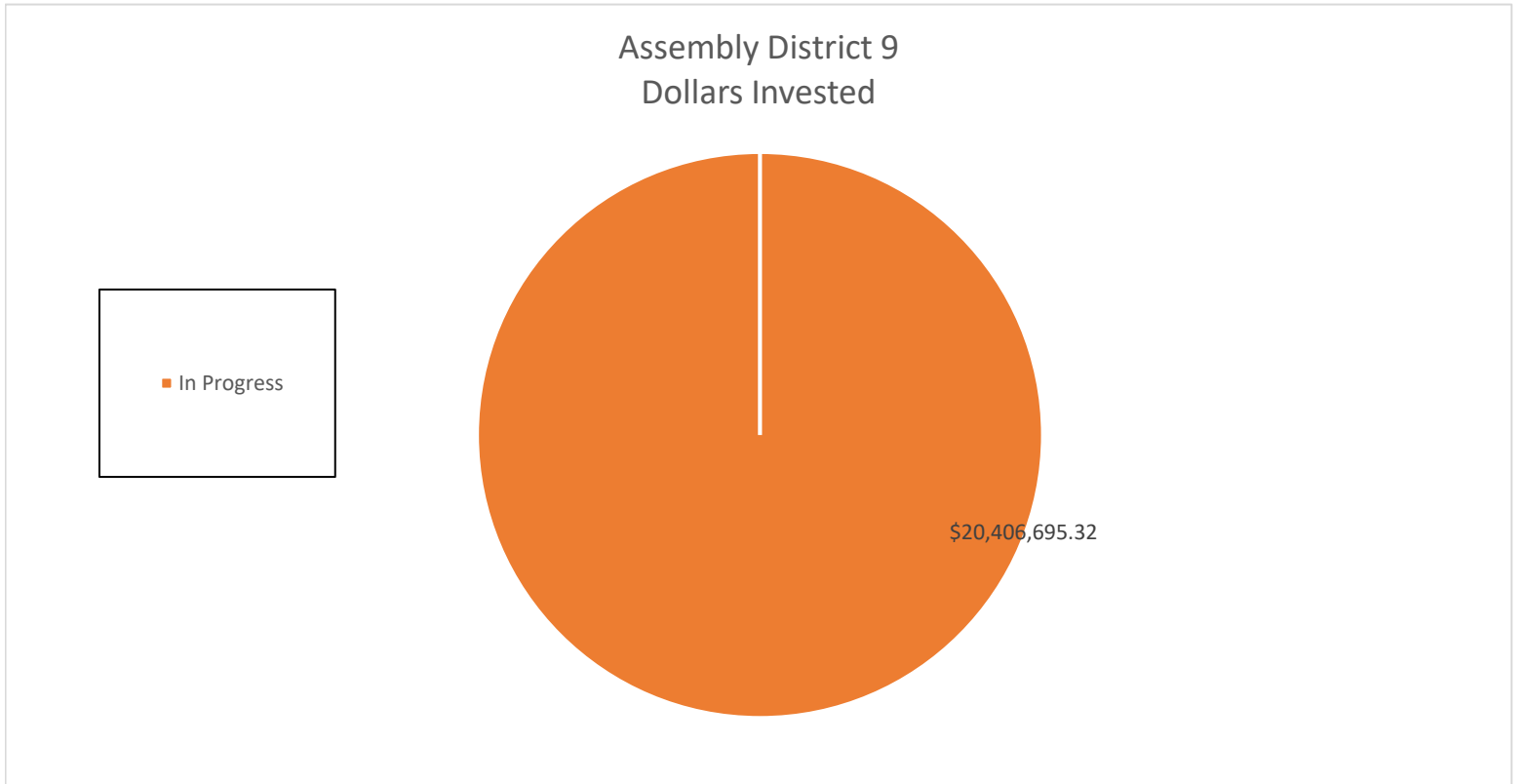
Assembly District 8						
	Number of Sites	Dollars Invested	Annual Electric Savings (kWh)	Annual Dollar Savings	15 Year Electric Savings (kWh)	15 Year Dollar Savings
Completed	2	\$ 122,711.00	37,976	\$ 5,713.49	569,640	\$ 85,702.35
In Progress	103	\$14,642,100.10	6,458,216	\$ 930,859.14	96,873,240	\$ 13,962,887.10
Grand Total	105	\$14,764,811.10	6,496,192	\$ 936,572.63	97,442,880.00	\$ 14,048,589.45

DAC	12	\$ 1,981,945.80	682,096	\$ 96,223.34	10,231,440	\$ 1,443,350.10
-----	----	-----------------	---------	--------------	------------	-----------------



Assembly District 9						
	Number of Sites	Dollars Invested	Annual Electric Savings (kWh)	Annual Dollar Savings	15 Year Electric Savings (kWh)	15 Year Dollar Savings
In Progress	70	\$20,406,695.32	8,692,538	\$ 1,271,605.51	130,388,070	\$ 19,074,082.65
Grand Total	70	\$20,406,695.32	8,692,538	\$ 1,271,605.51	130,388,070	\$ 19,074,082.65

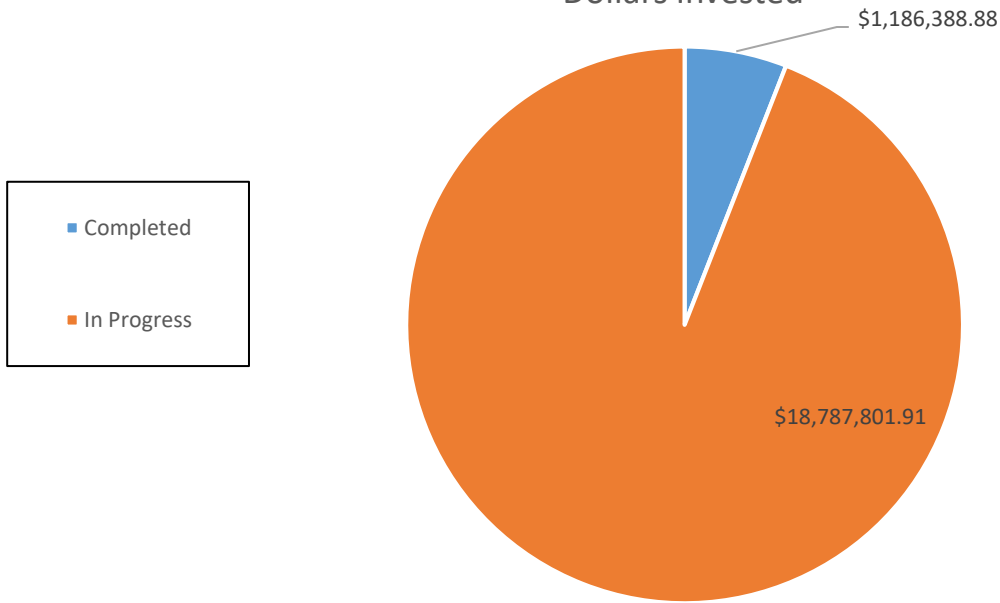
DAC	10	\$ 2,782,938.69	982,111	\$ 161,287.72	14,731,665	\$ 2,419,315.80
-----	----	-----------------	---------	---------------	------------	-----------------



Assembly District 10

	Number of Sites	Dollars Invested	Annual Electric Savings (kWh)	Annual Dollar Savings	15 Year Electric Savings (kWh)	15 Year Dollar Savings
Completed	9	\$ 1,186,388.88	338,045	\$ 68,888.37	5,070,675	\$ 1,033,325.55
In Progress	135	\$18,787,801.91	6,750,603	\$ 1,434,384.56	101,259,045	\$ 21,515,768.40
Grand Total	144	\$19,974,190.79	7,088,648	\$ 1,503,272.93	106,329,720.00	\$ 22,549,093.95
DAC	2	\$ 202,769.00	136,049	\$ 7,985.25	2,040,735	\$ 119,778.75

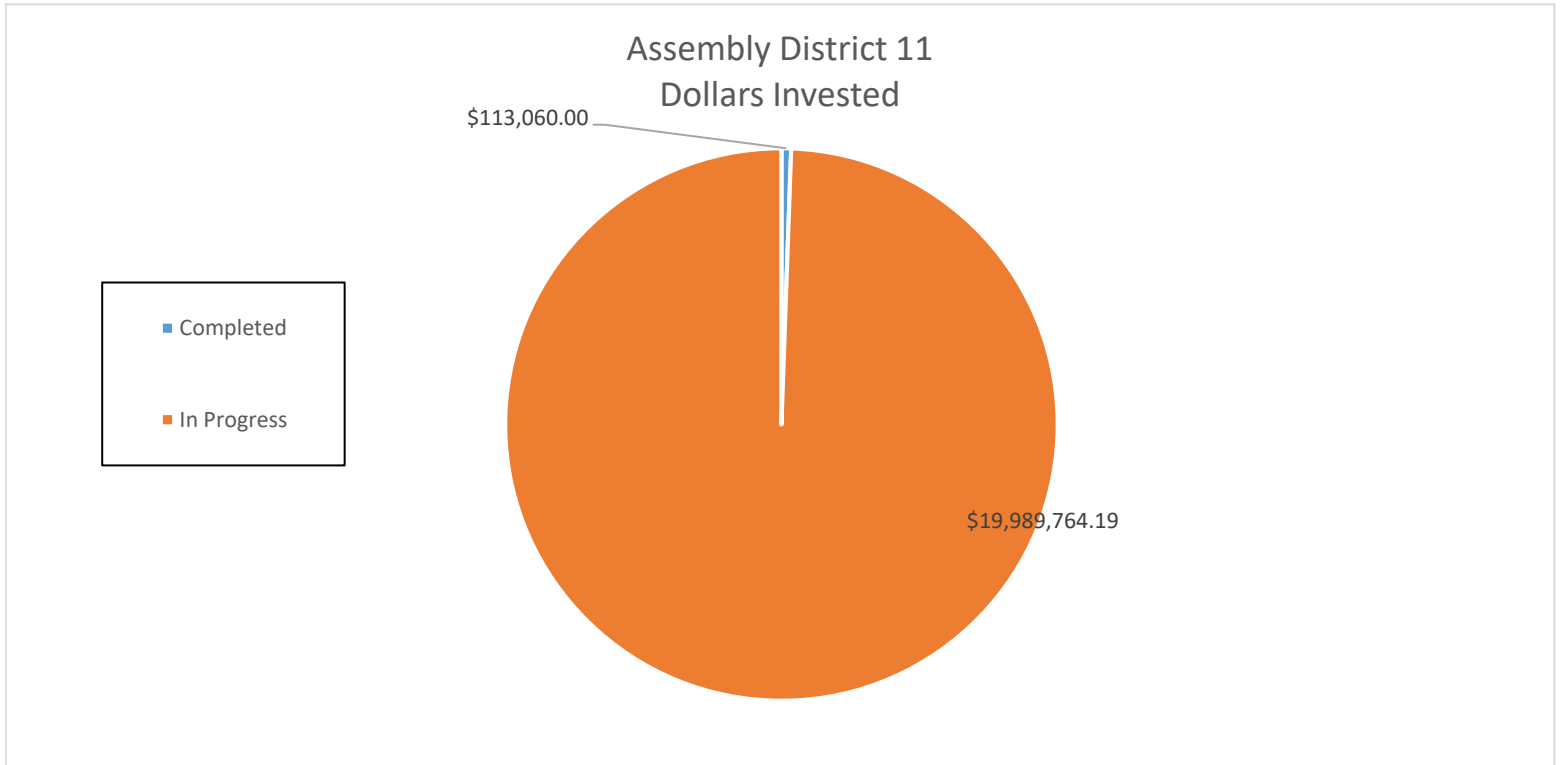
Assembly District 10
Dollars Invested



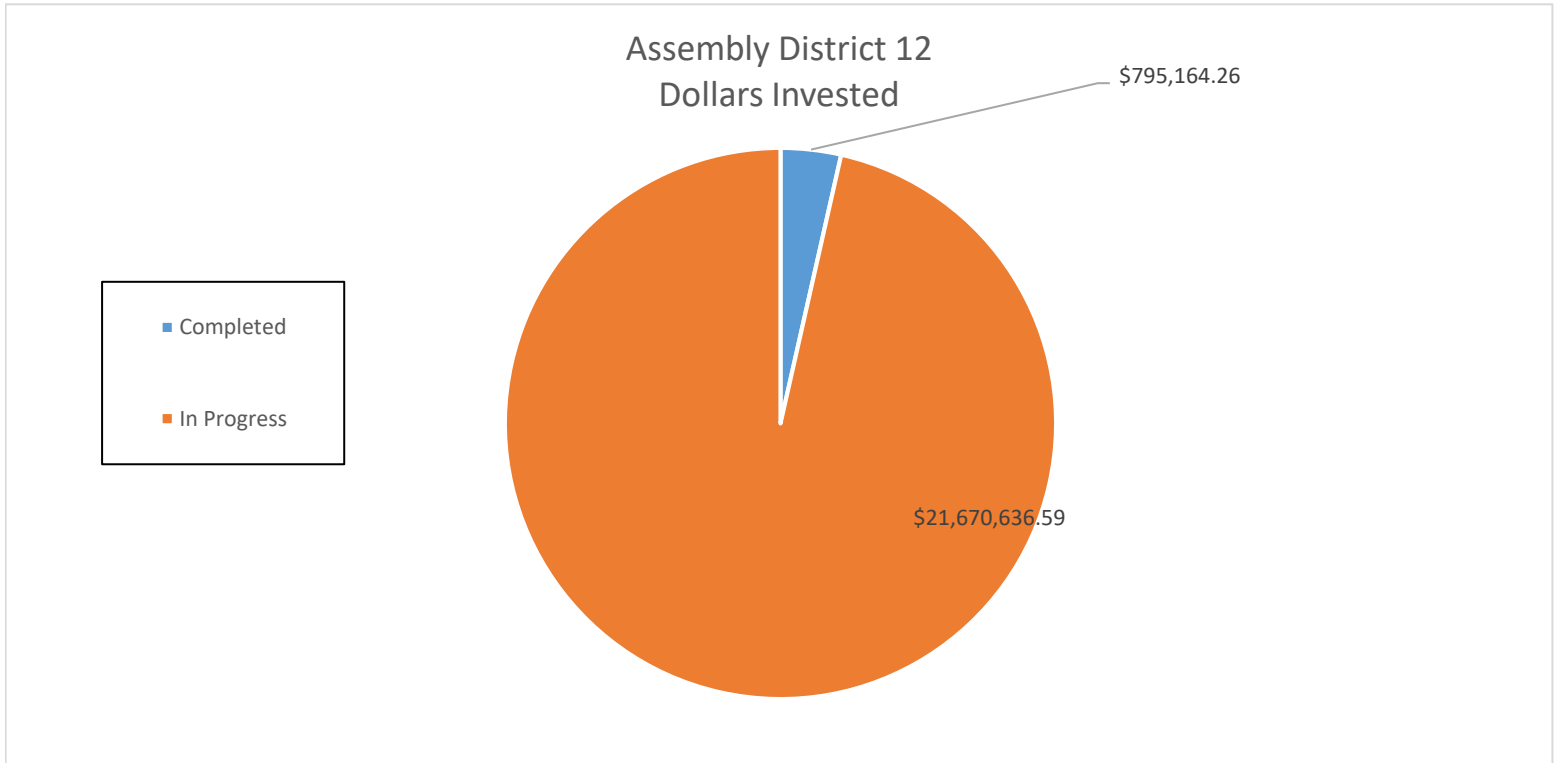
Assembly District 11

	Number of Sites	Dollars Invested	Annual Electric Savings (kWh)	Annual Dollar Savings	15 Year Electric Savings (kWh)	15 Year Dollar Savings
Completed	1	\$ 113,060.00	78,878	\$ 14,750.00	1,183,170	\$ 221,250.00
In Progress	96	\$19,989,764.19	7,952,892	\$ 1,590,650.86	119,293,380	\$ 23,859,762.90
Grand Total	97	\$20,102,824.19	8,031,770	\$ 1,605,400.86	120,476,550.00	\$ 24,081,012.90

DAC	19	\$ 3,741,412.42	857,441	\$ 160,620.18	12,861,615	\$ 2,409,302.70
------------	----	-----------------	---------	---------------	------------	-----------------

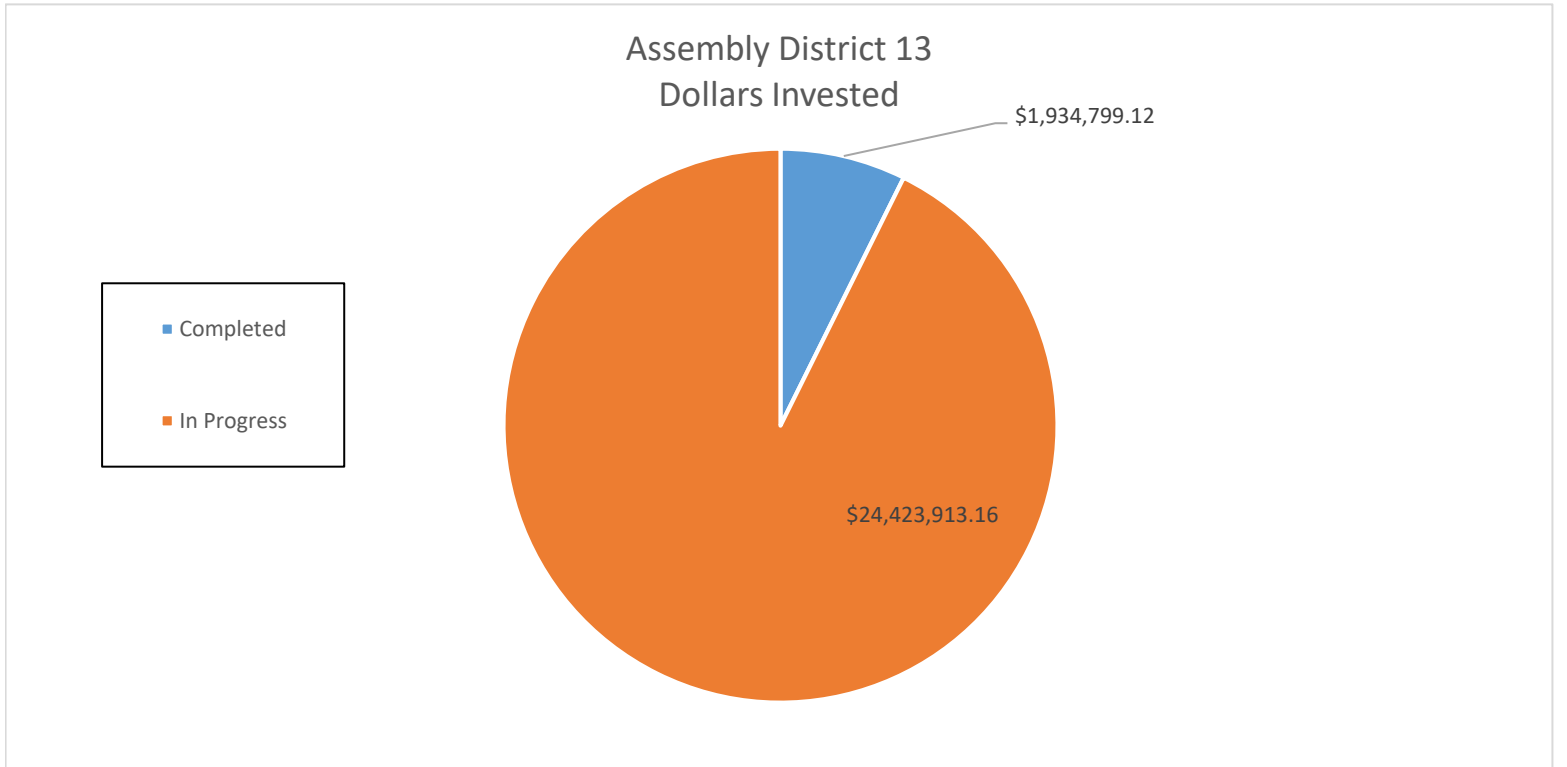


Assembly District 12						
	Number of Sites	Dollars Invested	Annual Electric Savings (kWh)	Annual Dollar Savings	15 Year Electric Savings (kWh)	15 Year Dollar Savings
Completed	7	\$ 795,164.26	364,607	\$ 54,249.87	5,469,105	\$ 813,748.05
In Progress	123	\$21,670,636.59	10,080,038	\$ 1,473,048.05	151,200,570	\$ 22,095,720.75
Grand Total	130	\$22,465,800.85	10,444,645	\$ 1,527,297.92	156,669,675.00	\$ 22,909,468.80
DAC	72	\$12,095,733.03	4,789,944	\$ 753,402.17	71,849,160	\$11,301,032.55



Assembly District 13						
	Number of Sites	Dollars Invested	Annual Electric Savings (kWh)	Annual Dollar Savings	15 Year Electric Savings (kWh)	15 Year Dollar Savings
Completed	4	\$ 1,934,799.12	582,566	\$ 108,480.10	8,738,490	\$ 1,627,201.50
In Progress	136	\$24,423,913.16	8,996,713	\$ 1,722,538.31	134,950,695	\$ 25,838,074.65
Grand Total	140	\$26,358,712.28	9,579,279	\$ 1,831,018.41	143,689,185.00	\$ 27,465,276.15

DAC	107	\$17,583,444.48	5,842,077	\$ 1,194,817.14	87,631,155	\$17,922,257.10
-----	-----	-----------------	-----------	-----------------	------------	-----------------

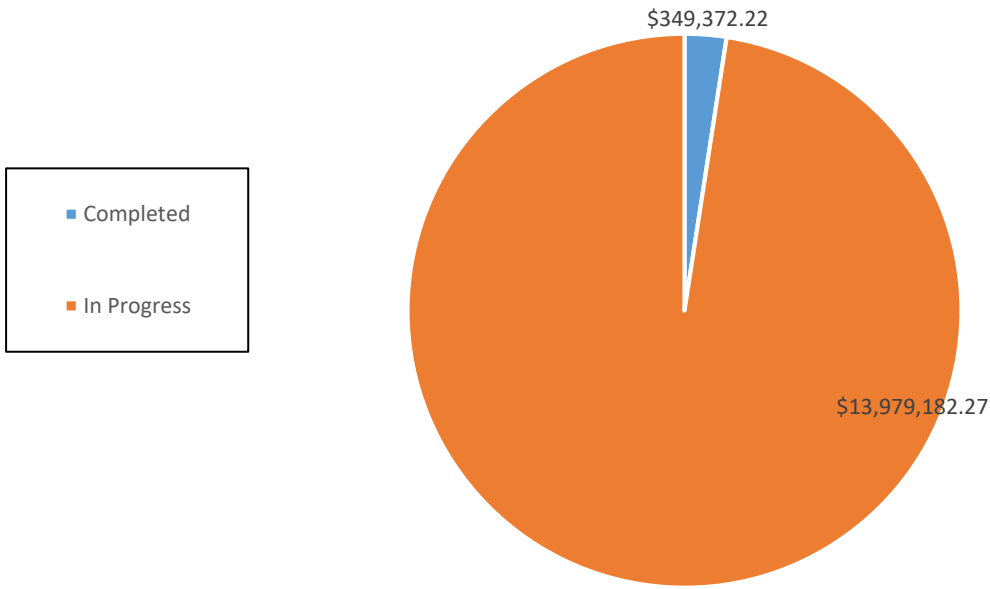


Assembly District 14

	Number of Sites	Dollars Invested	Annual Electric Savings (kWh)	Annual Dollar Savings	15 Year Electric Savings (kWh)	15 Year Dollar Savings
Completed	2	\$ 349,372.22	98,461	\$ 11,526.08	1,476,915	\$ 172,891.20
In Progress	76	\$13,979,182.27	1,897,785	\$ 595,638.19	28,466,775	\$ 8,934,572.85
Grand Total	78	\$14,328,554.49	1,996,246	\$ 607,164.27	29,943,690.00	\$ 9,107,464.05

DAC	20	\$ 2,882,726.02	964,523	\$ 206,759.00	14,467,845	\$ 3,101,385.00
------------	----	-----------------	---------	---------------	------------	-----------------

Assembly District 14
Dollars Invested

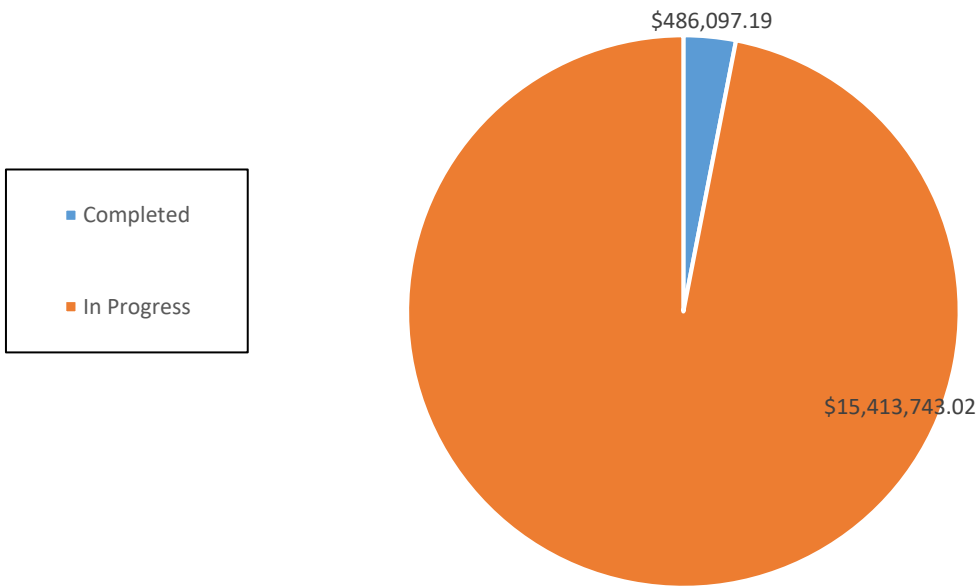


Assembly District 15

	Number of Sites	Dollars Invested	Annual Electric Savings (kWh)	Annual Dollar Savings	15 Year Electric Savings (kWh)	15 Year Dollar Savings
Completed	4	\$ 486,097.19	236,595	\$ 46,360.19	3,548,925	\$ 695,402.85
In Progress	72	\$15,413,743.02	6,170,584	\$ 1,174,159.23	92,558,760	\$ 17,612,388.45
Grand Total	76	\$15,899,840.21	6,407,179	\$ 1,220,519.42	96,107,685.00	\$ 18,307,791.30

DAC	26	\$ 5,150,854.69	2,055,875	\$ 365,893.41	30,838,125	\$ 5,488,401.15
------------	----	-----------------	-----------	---------------	------------	-----------------

Assembly District 15
Dollars Invested

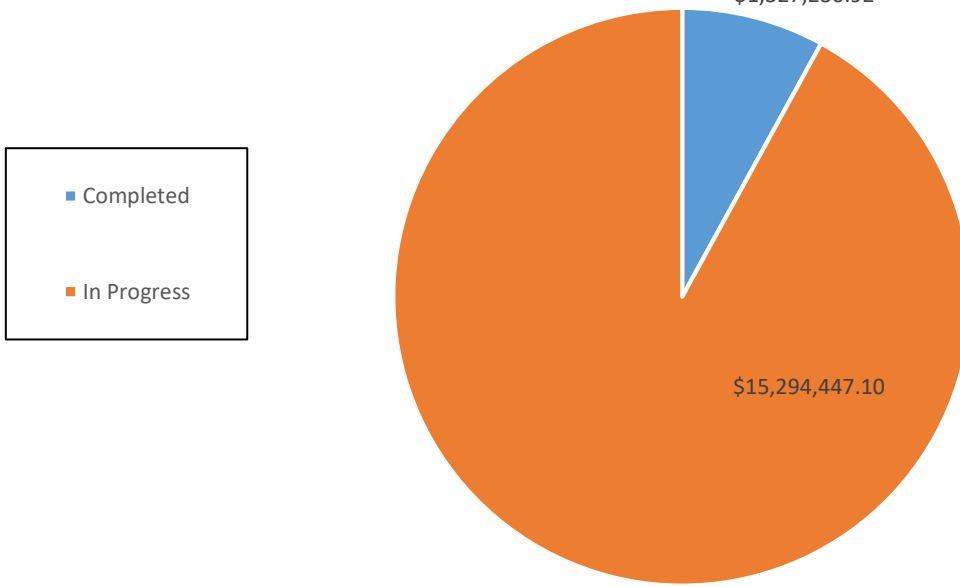


Assembly District 16

	Number of Sites	Dollars Invested	Annual Electric Savings (kWh)	Annual Dollar Savings	15 Year Electric Savings (kWh)	15 Year Dollar Savings
Completed	20	\$ 1,327,230.92	678,614	\$ 110,701.83	10,179,210	\$ 1,660,527.45
In Progress	134	\$15,294,447.10	5,186,674	\$ 911,782.15	77,800,110	\$ 13,676,732.25
Grand Total	154	\$16,621,678.02	5,865,288	\$ 1,022,483.98	87,979,320.00	\$ 15,337,259.70

- \$ -

Assembly District 16
Dollars Invested

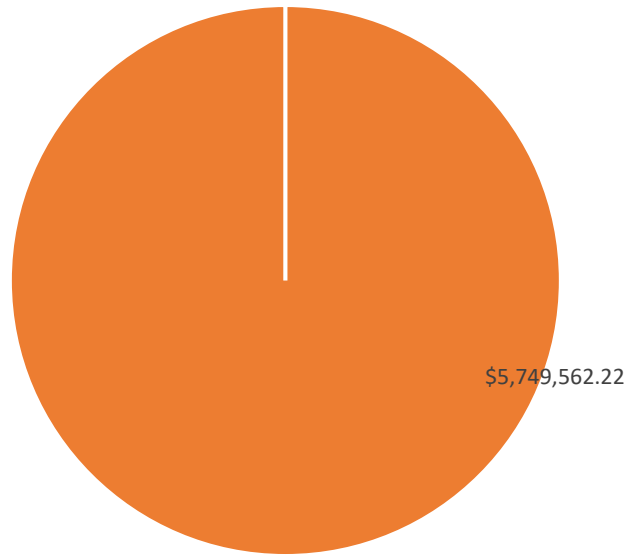


Assembly District 17

	Number of Sites	Dollars Invested	Annual Electric Savings (kWh)	Annual Dollar Savings	15 Year Electric Savings (kWh)	15 Year Dollar Savings
In Progress	19	\$ 5,749,562.22	838,794	\$ 123,947.88	12,581,910	\$ 1,859,218.20
Grand Total	19	\$ 5,749,562.22	838,794	\$ 123,947.88	12,581,910	\$ 1,859,218.20

DAC	14	\$ 1,754,488.88	563,376	\$ 117,580.10	8,450,640	\$ 1,763,701.50
-----	----	-----------------	---------	---------------	-----------	-----------------

Assembly District 17
Dollars Invested

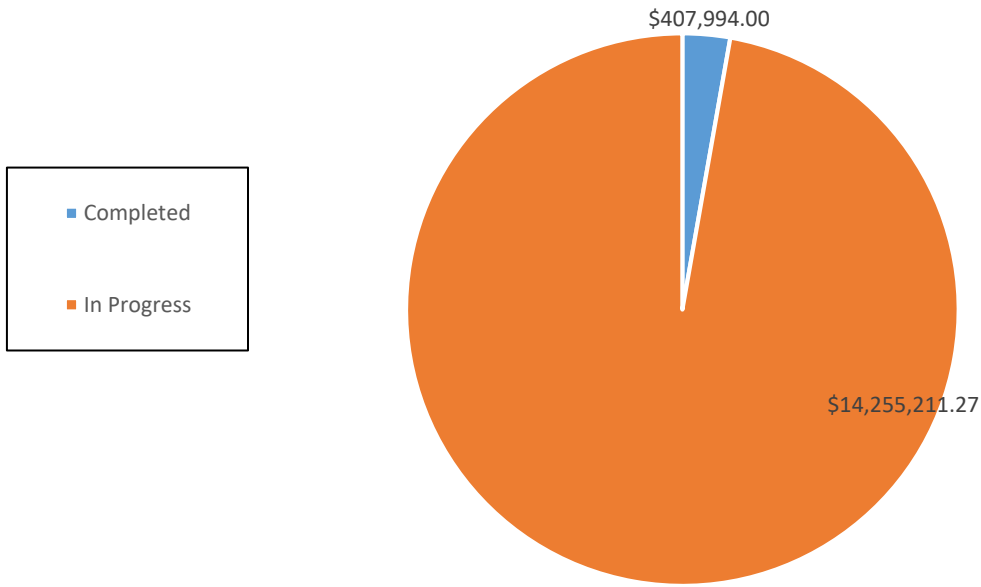


Assembly District 18

	Number of Sites	Dollars Invested	Annual Electric Savings (kWh)	Annual Dollar Savings	15 Year Electric Savings (kWh)	15 Year Dollar Savings
Completed	2	\$ 407,994.00	141,380	\$ 30,686.68	2,120,700	\$ 460,300.20
In Progress	63	\$14,255,211.27	4,621,082	\$ 871,236.29	69,316,230	\$ 13,068,544.35
Grand Total	65	\$14,663,205.27	4,762,462	\$ 901,922.97	71,436,930.00	\$ 13,528,844.55

DAC	18	\$ 5,444,897.01	1,522,742	\$ 314,060.92	22,841,130	\$ 4,710,913.80
------------	----	-----------------	-----------	---------------	------------	-----------------

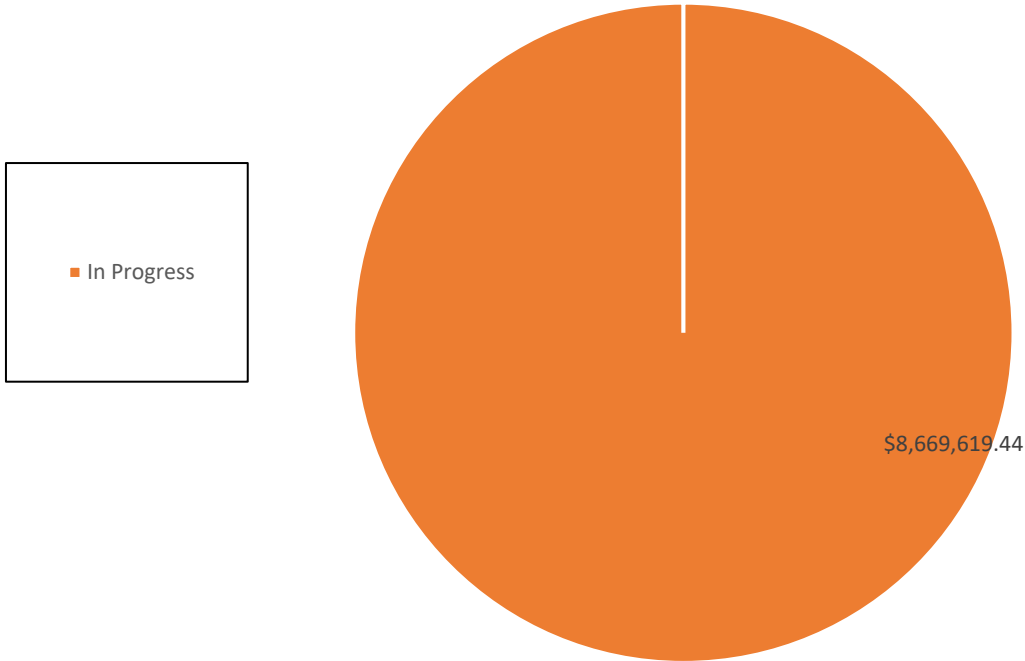
Assembly District 18
Dollars Invested



Assembly District 19

	Number of Sites	Dollars Invested	Annual Electric Savings (kWh)	Annual Dollar Savings	15 Year Electric Savings (kWh)	15 Year Dollar Savings
In Progress	32	\$ 8,669,619.44	1,198,280	\$ 237,001.15	17,974,200	\$ 3,555,017.25
Grand Total	32	\$ 8,669,619.44	1,198,280	\$ 237,001.15	17,974,200	\$ 3,555,017.25

Assembly District 19
Dollars Invested

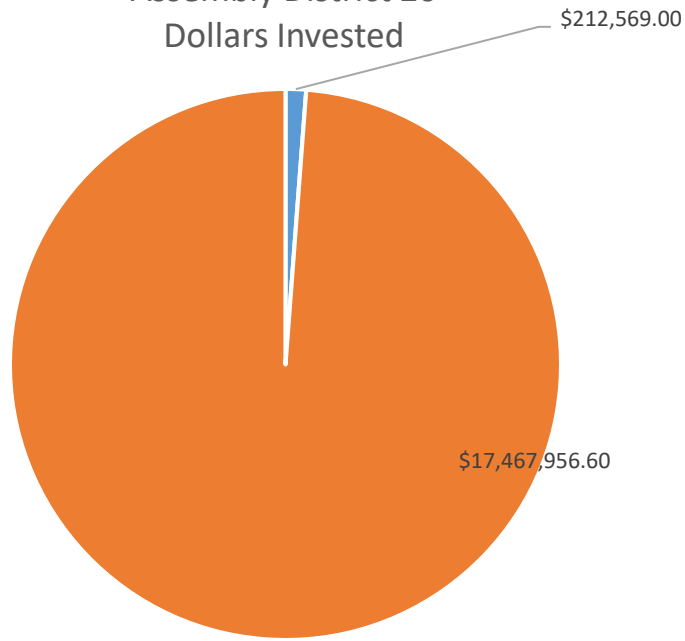


Assembly District 20

	Number of Sites	Dollars Invested	Annual Electric Savings (kWh)	Annual Dollar Savings	15 Year Electric Savings (kWh)	15 Year Dollar Savings
Completed	1	\$ 212,569.00	72,682	\$ 11,977.00	1,090,230	\$ 179,655.00
In Progress	74	\$17,467,956.60	8,331,134	\$ 1,338,268.60	124,967,010	\$ 20,074,029.00
Grand Total	75	\$17,680,525.60	8,403,816	\$ 1,350,245.60	126,057,240.00	\$ 20,253,684.00

DAC	2	\$ 542,806.00	105,936	\$ 18,636.00	1,589,040	\$ 279,540.00
------------	---	---------------	---------	--------------	-----------	---------------

Assembly District 20
Dollars Invested

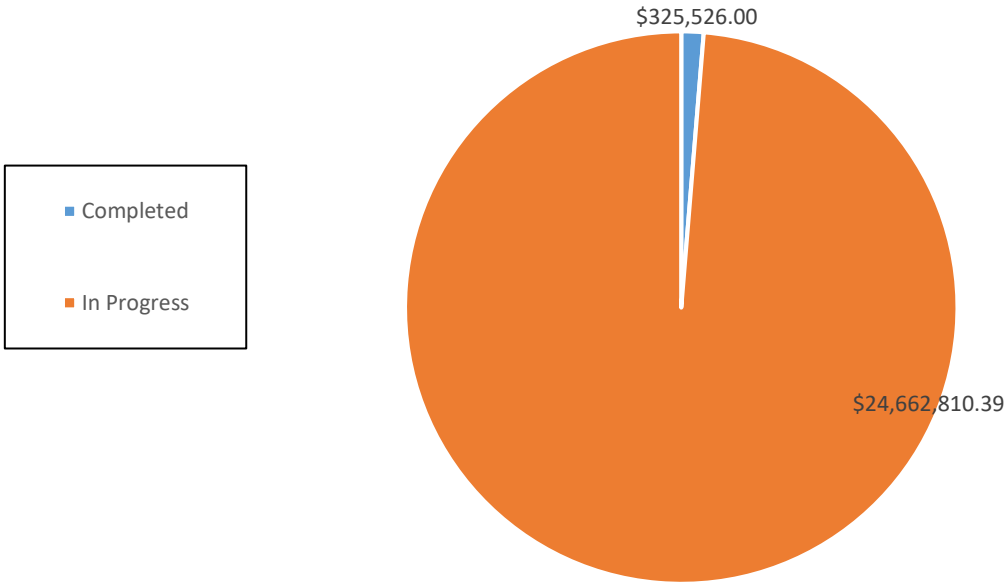


Assembly District 21

	Number of Sites	Dollars Invested	Annual Electric Savings (kWh)	Annual Dollar Savings	15 Year Electric Savings (kWh)	15 Year Dollar Savings
Completed	4	\$ 325,526.00	103,077	\$ 15,861.75	1,546,155	\$ 237,926.25
In Progress	130	\$24,662,810.39	9,804,530	\$ 1,505,503.56	147,067,950	\$ 22,582,553.40
Grand Total	134	\$24,988,336.39	9,907,607	\$ 1,521,365.31	148,614,105.00	\$ 22,820,479.65

DAC	121	\$20,090,411.35	8,261,826	\$ 1,247,145.61	123,927,390	\$18,707,184.15
------------	-----	-----------------	-----------	-----------------	-------------	-----------------

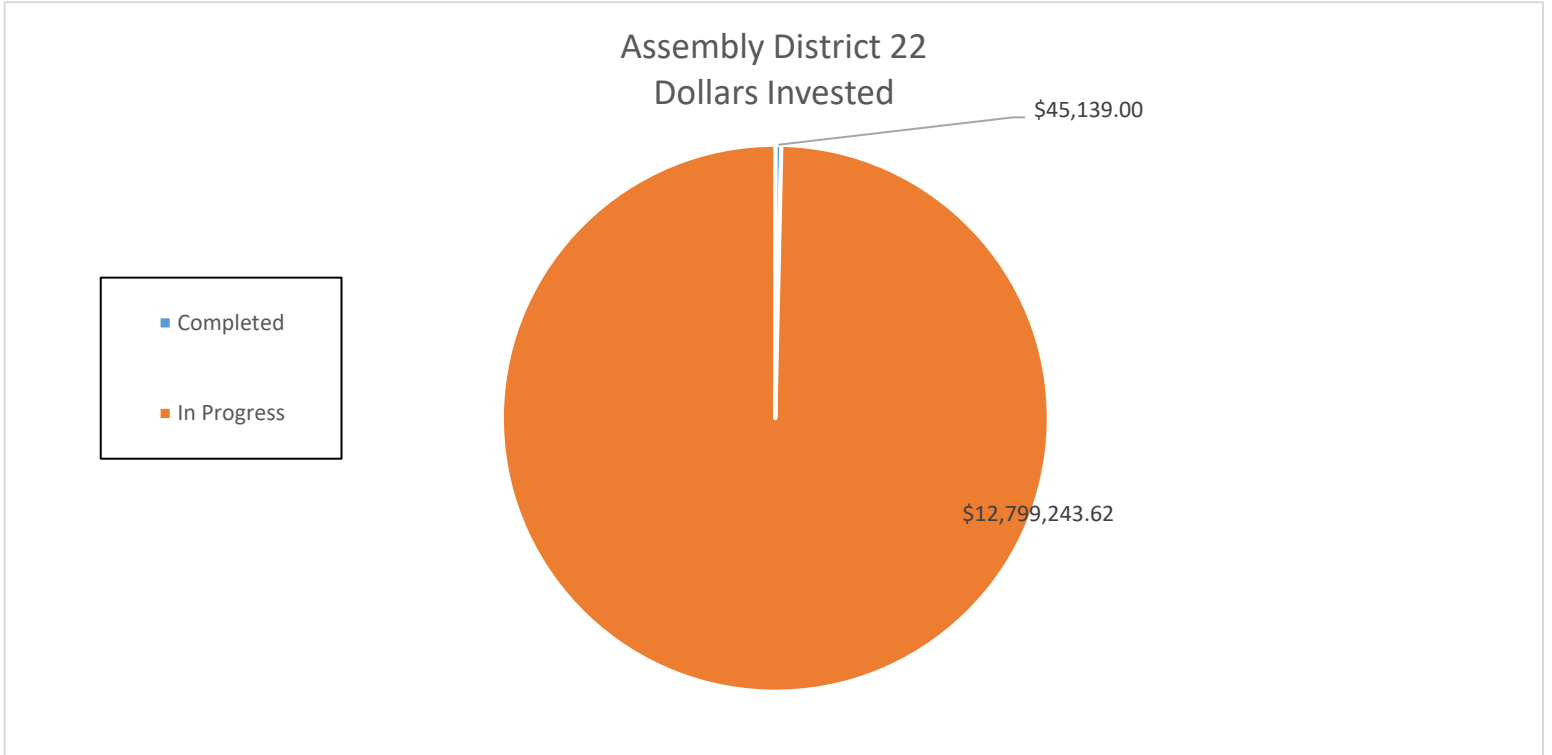
Assembly District 21
Dollars Invested



Assembly District 22

	Number of Sites	Dollars Invested	Annual Electric Savings (kWh)	Annual Dollar Savings	15 Year Electric Savings (kWh)	15 Year Dollar Savings
Completed	1	\$ 45,139.00	21,736	\$ 3,922.00	326,040	\$ 58,830.00
In Progress	94	\$12,799,243.62	4,618,354	\$ 898,897.48	69,275,310	\$ 13,483,462.20
Grand Total	95	\$12,844,382.62	4,640,090	\$ 902,819.48	69,601,350.00	\$ 13,542,292.20

DAC	14	\$ 3,386,652.78	972,901	\$ 223,430.28	14,593,515	\$ 3,351,454.20
------------	----	-----------------	---------	---------------	------------	-----------------

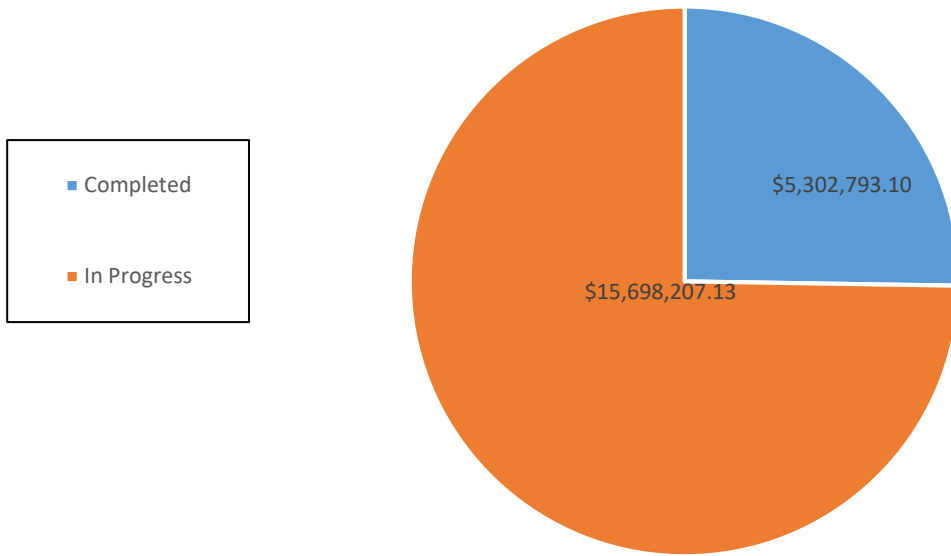


Assembly District 23

	Number of Sites	Dollars Invested	Annual Electric Savings (kWh)	Annual Dollar Savings	15 Year Electric Savings (kWh)	15 Year Dollar Savings
Completed	18	\$ 5,302,793.10	1,351,639	\$ 299,215.39	20,274,585	\$ 4,488,230.85
In Progress	65	\$15,698,207.13	5,753,246	\$ 1,116,826.50	86,298,690	\$ 16,752,397.50
Grand Total	83	\$21,001,000.23	7,104,885	\$ 1,416,041.89	106,573,275.00	\$ 21,240,628.35

DAC	35	\$ 6,708,681.73	2,529,674	\$ 499,208.32	37,945,110	\$ 7,488,124.80
------------	----	-----------------	-----------	---------------	------------	-----------------

Assembly District 23
Dollars Invested

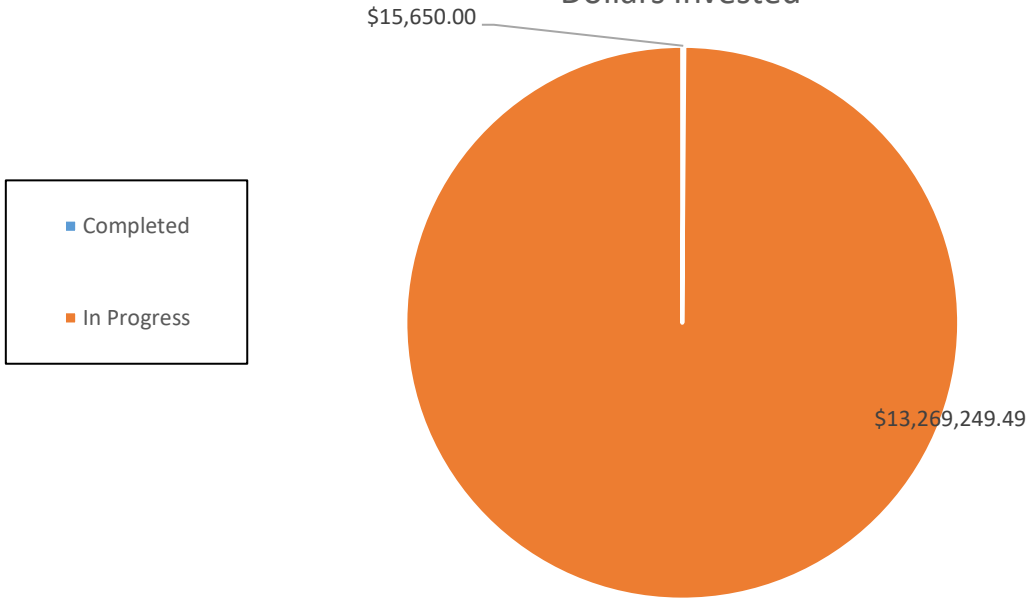


Assembly District 24

	Number of Sites	Dollars Invested	Annual Electric Savings (kWh)	Annual Dollar Savings	15 Year Electric Savings (kWh)	15 Year Dollar Savings
Completed	1	\$ 15,650.00	9,423	\$ 1,229.00	141,345	\$ 18,435.00
In Progress	81	\$13,269,249.49	5,737,559	\$ 1,004,321.02	86,063,385	\$ 15,064,815.30
Grand Total	82	\$13,284,899.49	5,746,982	\$ 1,005,550.02	86,204,730.00	\$ 15,083,250.30

DAC	15	\$ 2,335,335.20	803,539	\$ 175,412.04	12,053,085	\$ 2,631,180.60
------------	----	-----------------	---------	---------------	------------	-----------------

Assembly District 24
Dollars Invested

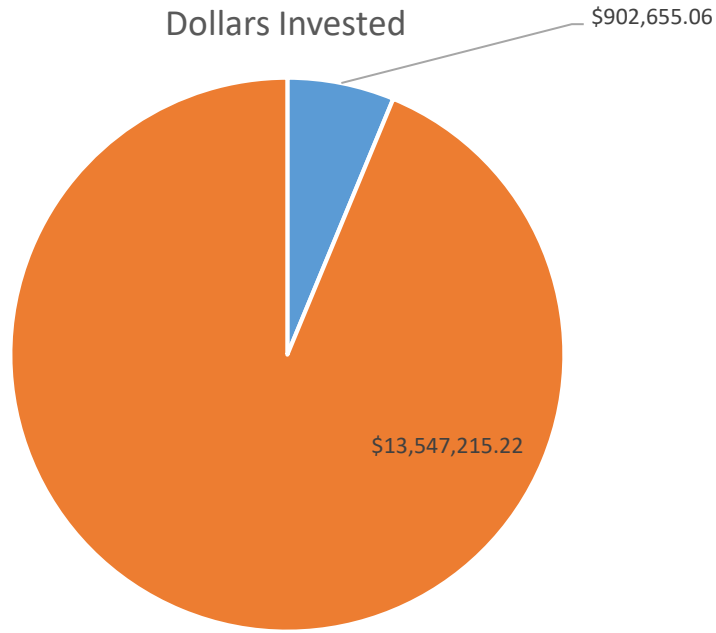


Assembly District 25

	Number of Sites	Dollars Invested	Annual Electric Savings (kWh)	Annual Dollar Savings	15 Year Electric Savings (kWh)	15 Year Dollar Savings
Completed	4	\$ 902,655.06	432,314	\$ 110,854.79	6,484,710	\$ 1,662,821.85
In Progress	67	\$13,547,215.22	4,950,982	\$ 964,902.19	74,264,730	\$ 14,473,532.85
Grand Total	71	\$14,449,870.28	5,383,296	\$ 1,075,756.98	80,749,440.00	\$ 16,136,354.70

DAC	17	\$ 2,340,417.02	1,022,671	\$ 214,959.21	15,340,065	\$ 3,224,388.15
------------	----	-----------------	-----------	---------------	------------	-----------------

Assembly District 25
Dollars Invested

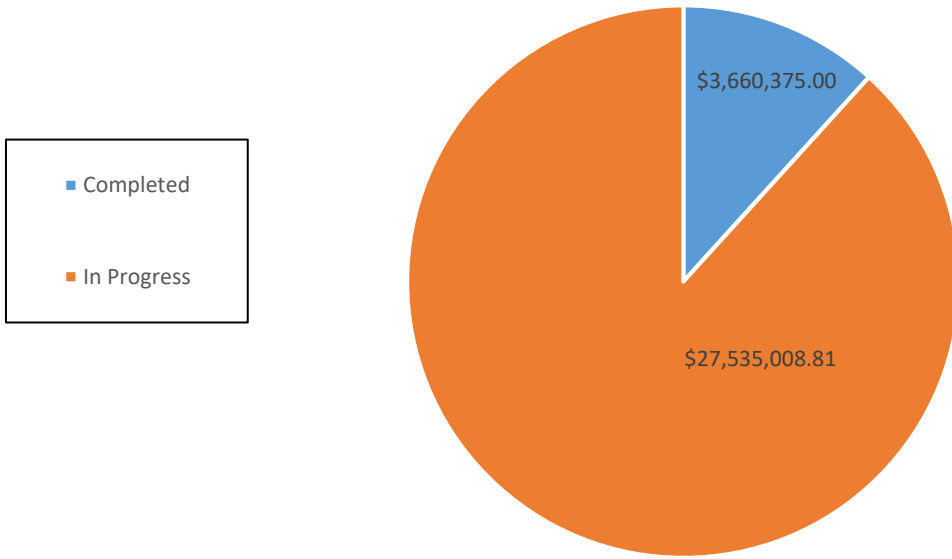


Assembly District 26

	Number of Sites	Dollars Invested	Annual Electric Savings (kWh)	Annual Dollar Savings	15 Year Electric Savings (kWh)	15 Year Dollar Savings
Completed	25	\$ 3,660,375.00	1,722,616	\$ 265,545.41	25,839,240	\$ 3,983,181.15
In Progress	149	\$27,535,008.81	9,324,166	\$ 1,760,018.73	139,862,490	\$ 26,400,280.95
Grand Total	174	\$31,195,383.81	11,046,782	\$ 2,025,564.14	165,701,730.00	\$ 30,383,462.10

DAC	87	\$17,077,172.79	5,870,425	\$ 1,122,985.40	88,056,375	\$16,844,781.00
------------	----	-----------------	-----------	-----------------	------------	-----------------

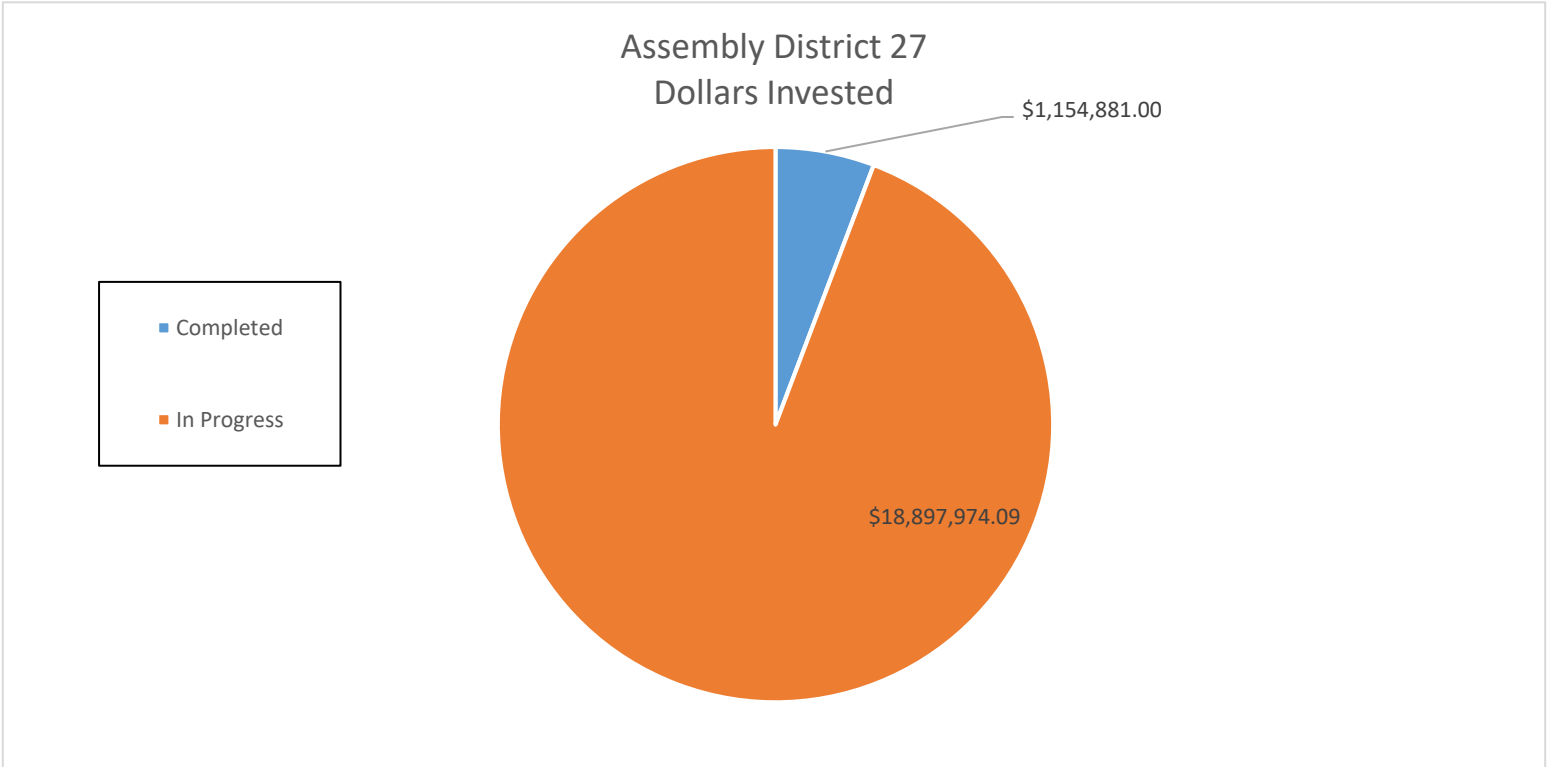
Assembly District 26
Dollars Invested



Assembly District 27

	Number of Sites	Dollars Invested	Annual Electric Savings (kWh)	Annual Dollar Savings	15 Year Electric Savings (kWh)	15 Year Dollar Savings
Completed	4	\$ 1,154,881.00	417,026	\$ 84,584.58	6,255,390	\$ 1,268,768.70
In Progress	96	\$18,897,974.09	7,447,271	\$ 1,674,927.45	111,709,065	\$ 25,123,911.75
Grand Total	100	\$20,052,855.09	7,864,297	\$ 1,759,512.03	117,964,455.00	\$ 26,392,680.45

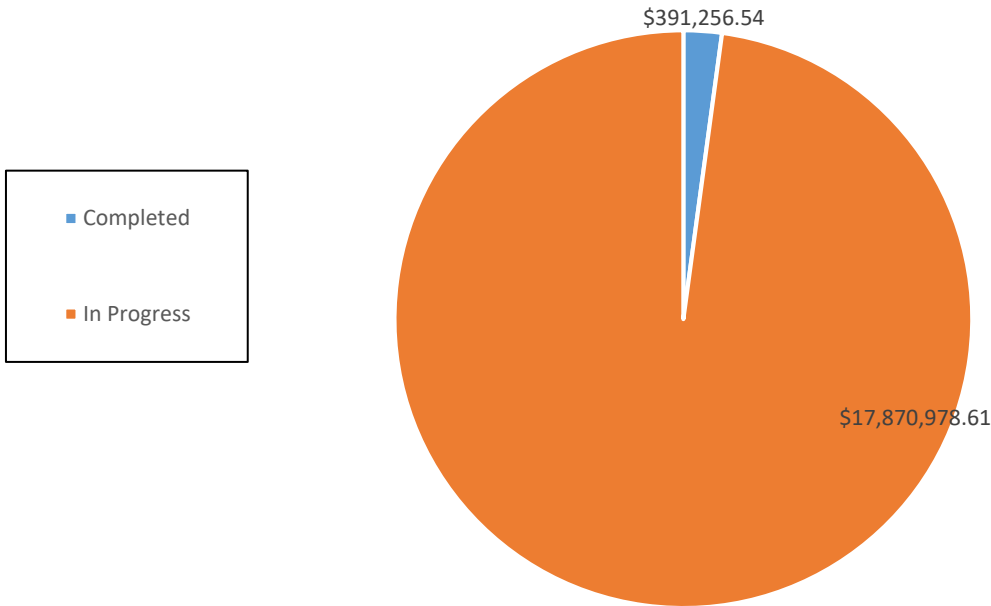
DAC	28	\$ 5,439,457.85	1,640,857	\$ 349,879.58	24,612,855	\$ 5,248,193.70
------------	----	-----------------	-----------	---------------	------------	-----------------



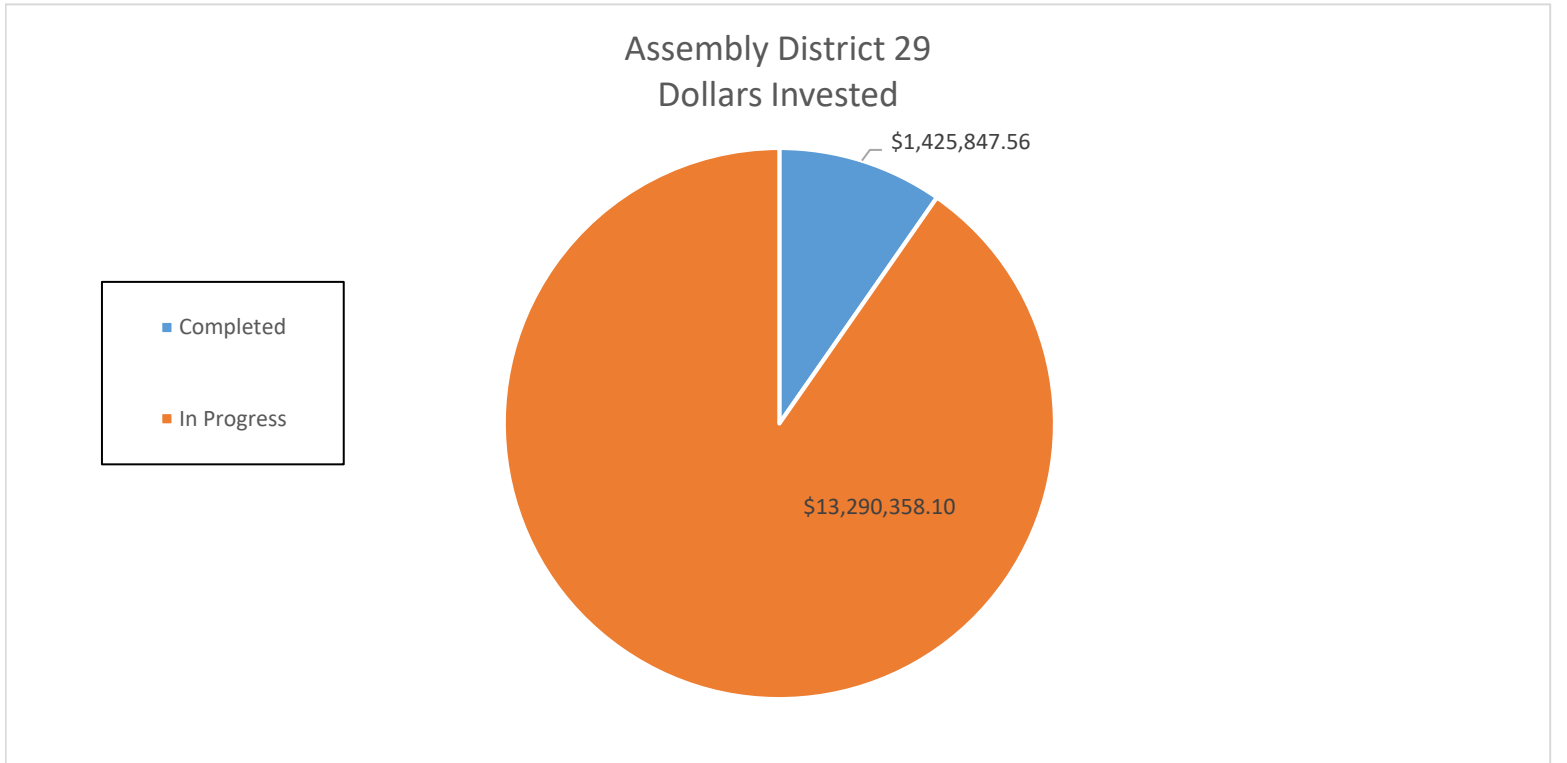
Assembly District 28

	Number of Sites	Dollars Invested	Annual Electric Savings (kWh)	Annual Dollar Savings	15 Year Electric Savings (kWh)	15 Year Dollar Savings
Completed	3	\$ 391,256.54	269,030	\$ 48,258.00	4,035,450	\$ 723,870.00
In Progress	112	\$17,870,978.61	8,136,650	\$ 1,646,386.51	122,049,750	\$ 24,695,797.65
Grand Total	115	\$18,262,235.15	8,405,680	\$ 1,694,644.51	126,085,200.00	\$ 25,419,667.65

Assembly District 28
Dollars Invested



Assembly District 29						
	Number of Sites	Dollars Invested	Annual Electric Savings (kWh)	Annual Dollar Savings	15 Year Electric Savings (kWh)	15 Year Dollar Savings
Completed	7	\$ 1,425,847.56	538,670	\$ 121,982.44	8,080,050	\$ 1,829,736.60
In Progress	137	\$13,290,358.10	6,562,513	\$ 1,199,991.28	98,437,695	\$ 17,999,869.20
Grand Total	144	\$14,716,205.66	7,101,183	\$ 1,321,973.72	106,517,745.00	\$ 19,829,605.80
DAC	2	\$ 544,179.00	190,733	\$ 36,450.05	2,860,995	\$ 546,750.75

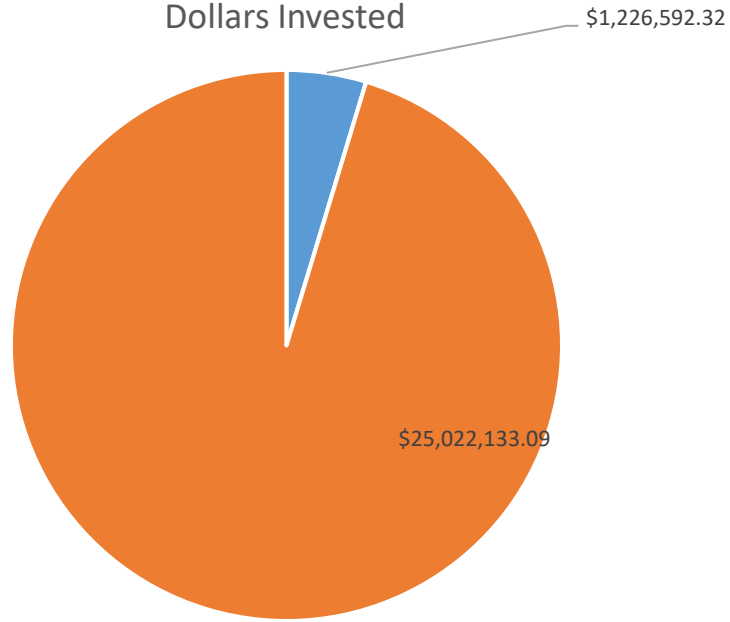


Assembly District 30

	Number of Sites	Dollars Invested	Annual Electric Savings (kWh)	Annual Dollar Savings	15 Year Electric Savings (kWh)	15 Year Dollar Savings
Completed	8	\$ 1,226,592.32	404,590	\$ 79,988.47	6,068,850	\$ 1,199,827.05
In Progress	141	\$25,022,133.09	10,055,996	\$ 1,985,675.74	150,839,940	\$ 29,785,136.10
Grand Total	149	\$26,248,725.41	10,460,586	\$ 2,065,664.21	156,908,790.00	\$ 30,984,963.15

DAC	15	\$ 3,148,696.61	722,415	\$ 139,068.45	10,836,225	\$ 2,086,026.75
------------	----	-----------------	---------	---------------	------------	-----------------

Assembly District 30
Dollars Invested

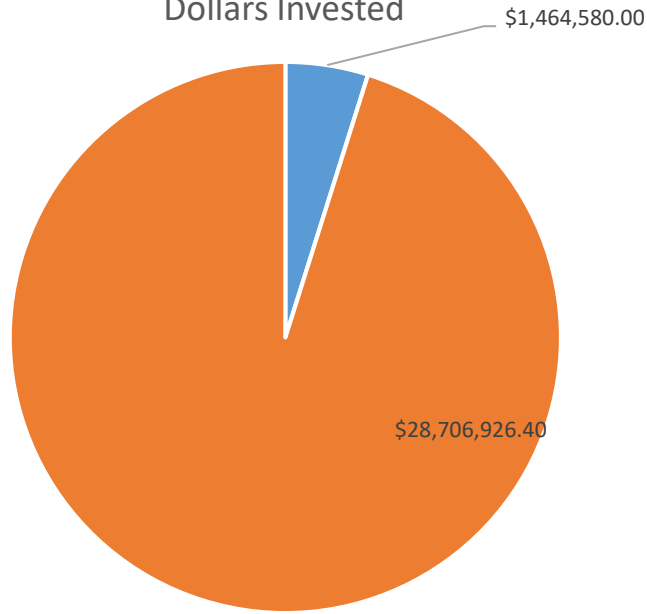


Assembly District 31

	Number of Sites	Dollars Invested	Annual Electric Savings (kWh)	Annual Dollar Savings	15 Year Electric Savings (kWh)	15 Year Dollar Savings
Completed	10	\$ 1,464,580.00	588,242	\$ 110,398.44	8,823,630	\$ 1,655,976.60
In Progress	119	\$28,706,926.40	9,799,119	\$ 1,943,366.57	146,986,785	\$ 29,150,498.55
Grand Total	129	\$30,171,506.40	10,387,361	\$ 2,053,765.01	155,810,415.00	\$ 30,806,475.15

DAC	112	\$25,933,804.74	8,260,958	\$ 1,611,708.29	123,914,370	\$24,175,624.35
------------	------------	------------------------	------------------	------------------------	--------------------	------------------------

Assembly District 31
Dollars Invested

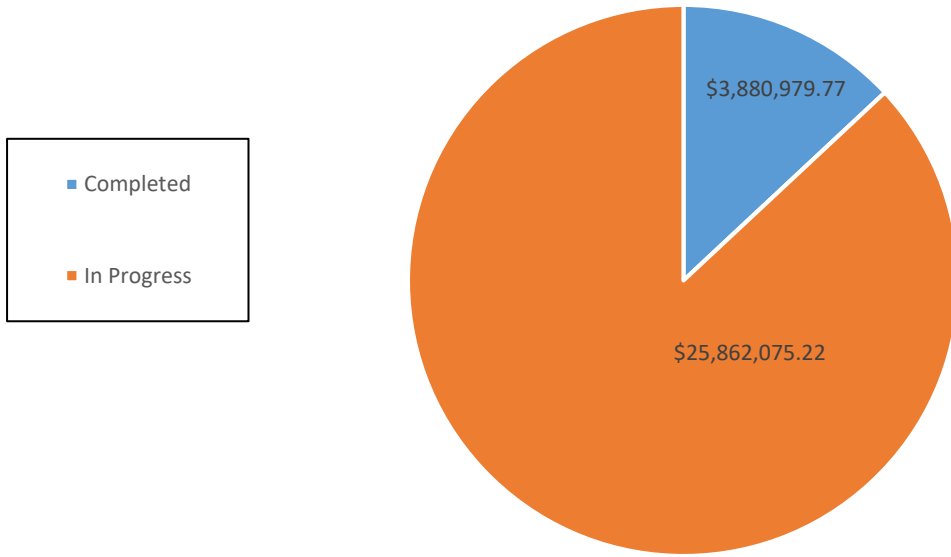


Assembly District 32

	Number of Sites	Dollars Invested	Annual Electric Savings (kWh)	Annual Dollar Savings	15 Year Electric Savings (kWh)	15 Year Dollar Savings
Completed	28	\$ 3,880,979.77	1,768,671	\$ 319,594.10	26,530,065	\$ 4,793,911.50
In Progress	130	\$25,862,075.22	10,064,039	\$ 1,922,111.98	150,960,585	\$ 28,831,679.70
Grand Total	158	\$29,743,054.99	11,832,710	\$ 2,241,706.08	177,490,650.00	\$ 33,625,591.20

DAC	98	\$16,987,939.40	6,268,281	\$ 1,190,242.45	94,024,215	\$17,853,636.75
------------	----	-----------------	-----------	-----------------	------------	-----------------

Assembly District 32
Dollars Invested

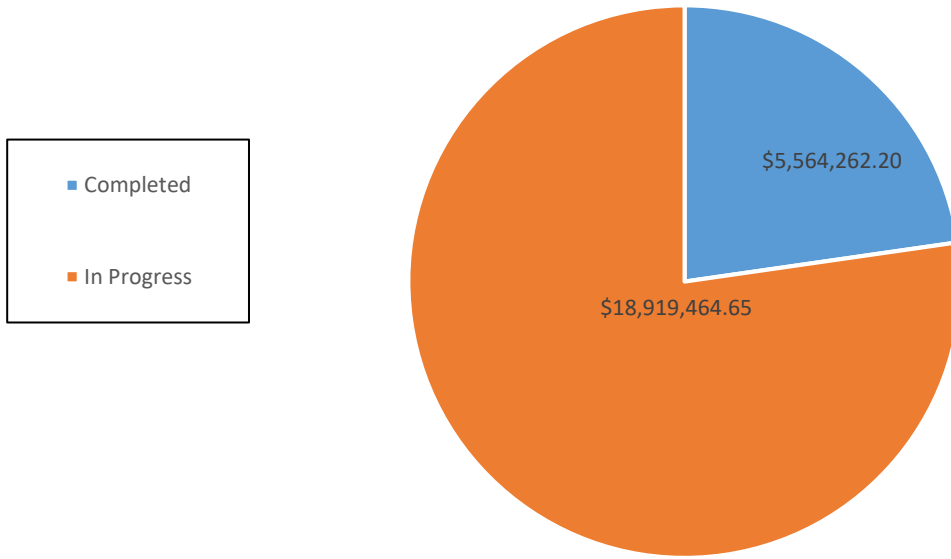


Assembly District 33

	Number of Sites	Dollars Invested	Annual Electric Savings (kWh)	Annual Dollar Savings	15 Year Electric Savings (kWh)	15 Year Dollar Savings
Completed	14	\$ 5,564,262.20	2,350,090	\$ 417,447.57	35,251,350	\$ 6,261,713.55
In Progress	79	\$18,919,464.65	7,265,094	\$ 1,317,084.88	108,976,410	\$ 19,756,273.20
Grand Total	93	\$24,483,726.85	9,615,184	\$ 1,734,532.45	144,227,760.00	\$ 26,017,986.75

DAC	13	\$ 4,543,714.60	1,529,983	\$ 243,839.97	22,949,745	\$ 3,657,599.55
------------	----	-----------------	-----------	---------------	------------	-----------------

Assembly District 33
Dollars Invested

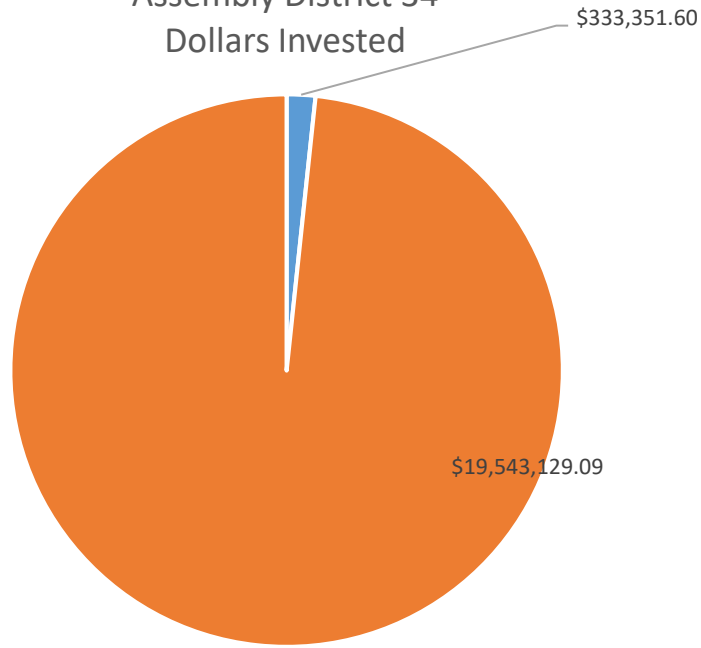


Assembly District 34

	Number of Sites	Dollars Invested	Annual Electric Savings (kWh)	Annual Dollar Savings	15 Year Electric Savings (kWh)	15 Year Dollar Savings
Completed	4	\$ 333,351.60	95,836	\$ 18,696.46	1,437,540	\$ 280,446.90
In Progress	88	\$19,543,129.09	6,111,260	\$ 1,233,697.03	91,668,900	\$ 18,505,455.45
Grand Total	92	\$19,876,480.69	6,207,096	\$ 1,252,393.49	93,106,440.00	\$ 18,785,902.35

DAC	60	\$10,287,796.65	2,884,718	\$ 589,320.88	43,270,770	\$ 8,839,813.20
------------	----	-----------------	-----------	---------------	------------	-----------------

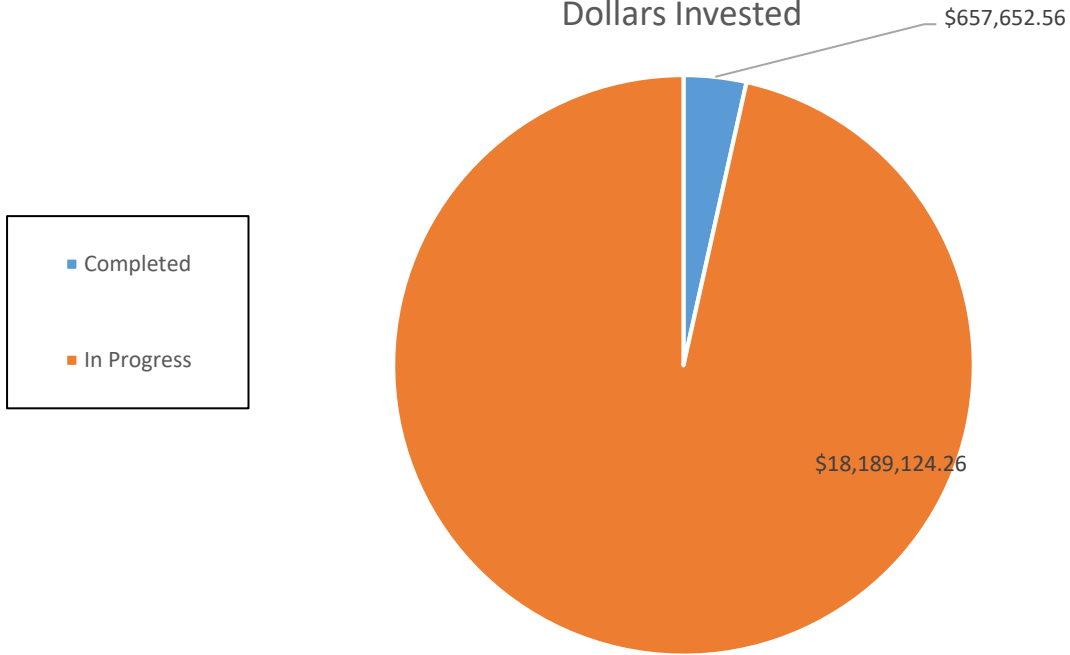
Assembly District 34
Dollars Invested



Assembly District 35

	Number of Sites	Dollars Invested	Annual Electric Savings (kWh)	Annual Dollar Savings	15 Year Electric Savings (kWh)	15 Year Dollar Savings
Completed	7	\$ 657,652.56	296,822	\$ 55,920.70	4,452,330	\$ 838,810.50
In Progress	130	\$18,189,124.26	7,453,287	\$ 1,412,487.29	111,799,305	\$ 21,187,309.35
Grand Total	137	\$18,846,776.82	7,750,109	\$ 1,468,407.99	116,251,635.00	\$ 22,026,119.85

Assembly District 35
Dollars Invested

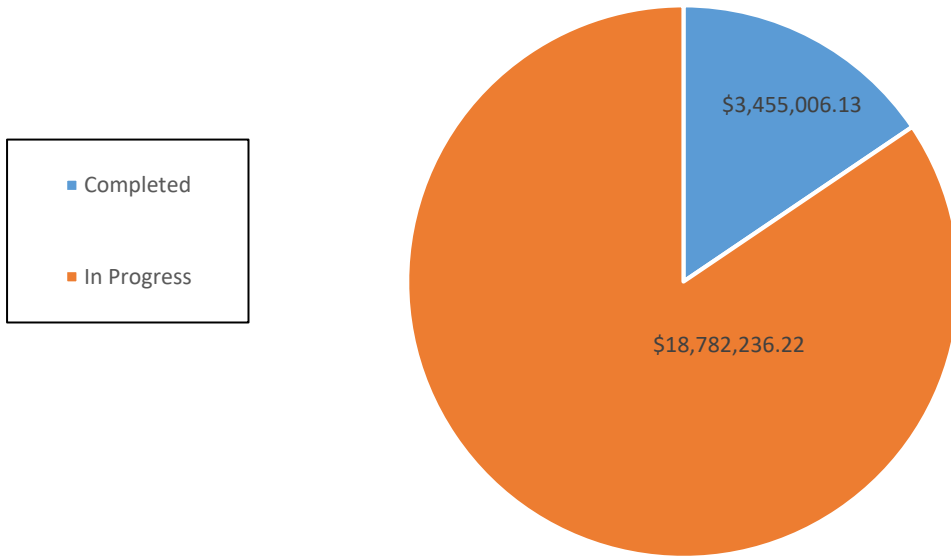


Assembly District 36

	Number of Sites	Dollars Invested	Annual Electric Savings (kWh)	Annual Dollar Savings	15 Year Electric Savings (kWh)	15 Year Dollar Savings
Completed	12	\$ 3,455,006.13	1,314,326	\$ 212,806.09	19,714,890	\$ 3,192,091.35
In Progress	86	\$18,782,236.22	6,359,540	\$ 1,141,969.61	95,393,100	\$ 17,129,544.15
Grand Total	98	\$22,237,242.35	7,673,866	\$ 1,354,775.70	115,107,990.00	\$ 20,321,635.50

DAC	3	\$ 1,311,581.16	690,738	\$ 82,186.19	10,361,070	\$ 1,232,792.85
------------	---	-----------------	---------	--------------	------------	-----------------

Assembly District 36
Dollars Invested

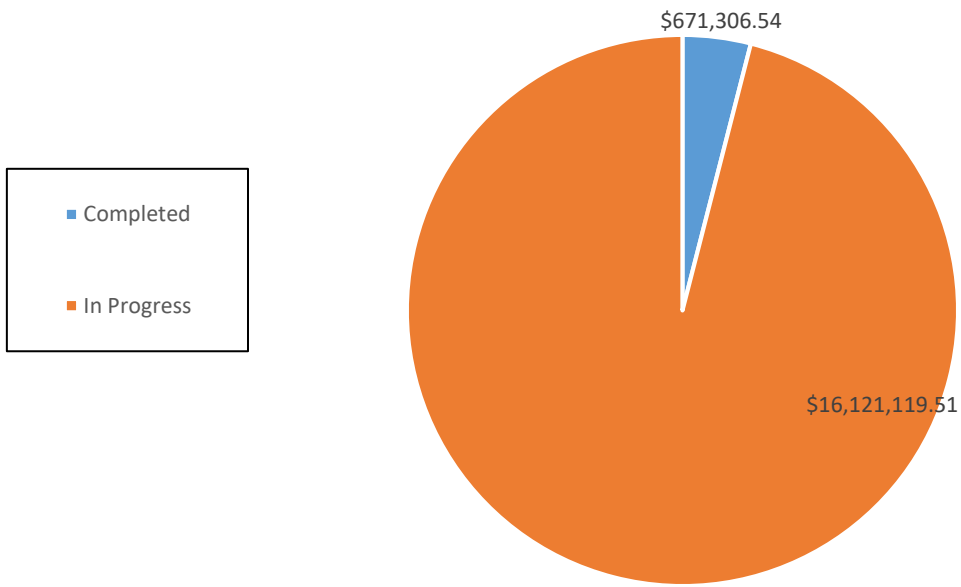


Assembly District 37

	Number of Sites	Dollars Invested	Annual Electric Savings (kWh)	Annual Dollar Savings	15 Year Electric Savings (kWh)	15 Year Dollar Savings
Completed	5	\$ 671,306.54	216,804	\$ 36,905.57	3,252,060	\$ 553,583.55
In Progress	115	\$16,121,119.51	6,529,096	\$ 1,104,319.67	97,936,440	\$ 16,564,795.05
Grand Total	120	\$16,792,426.05	6,745,900	\$ 1,141,225.24	101,188,500.00	\$ 17,118,378.60

DAC	6	\$ 1,395,348.27	1,038,333	\$ 104,134.78	15,574,995	\$ 1,562,021.70
------------	---	-----------------	-----------	---------------	------------	-----------------

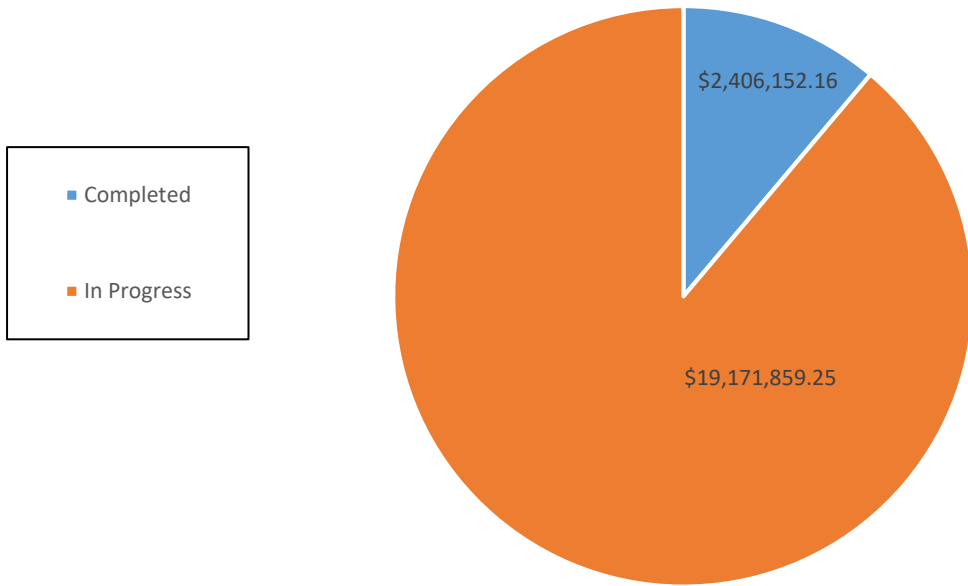
Assembly District 37
Dollars Invested



Assembly District 38

	Number of Sites	Dollars Invested	Annual Electric Savings (kWh)	Annual Dollar Savings	15 Year Electric Savings (kWh)	15 Year Dollar Savings
Completed	7	\$ 2,406,152.16	1,068,270	\$ 191,627.22	16,024,050	\$ 2,874,408.30
In Progress	62	\$19,171,859.25	6,337,511	\$ 1,224,160.74	95,062,665	\$ 18,362,411.10
Grand Total	69	\$21,578,011.41	7,405,781	\$ 1,415,787.96	111,086,715.00	\$ 21,236,819.40

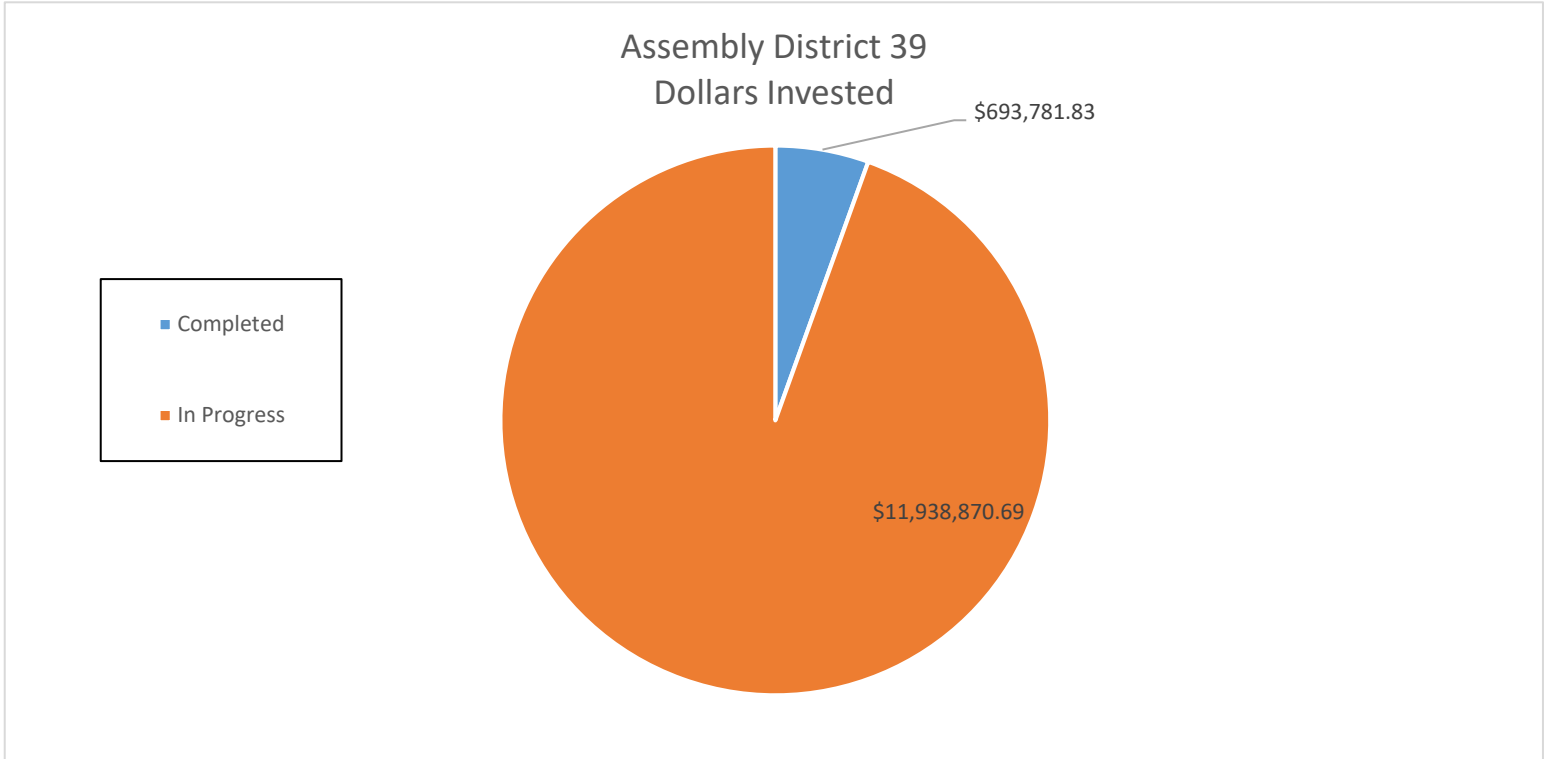
Assembly District 38
Dollars Invested



Assembly District 39

	Number of Sites	Dollars Invested	Annual Electric Savings (kWh)	Annual Dollar Savings	15 Year Electric Savings (kWh)	15 Year Dollar Savings
Completed	2	\$ 693,781.83	204,196	\$ 42,542.47	3,062,940	\$ 638,137.05
In Progress	20	\$11,938,870.69	3,646,039	\$ 647,466.07	54,690,585	\$ 9,711,991.05
Grand Total	22	\$12,632,652.52	3,850,235	\$ 690,008.54	57,753,525.00	\$ 10,350,128.10

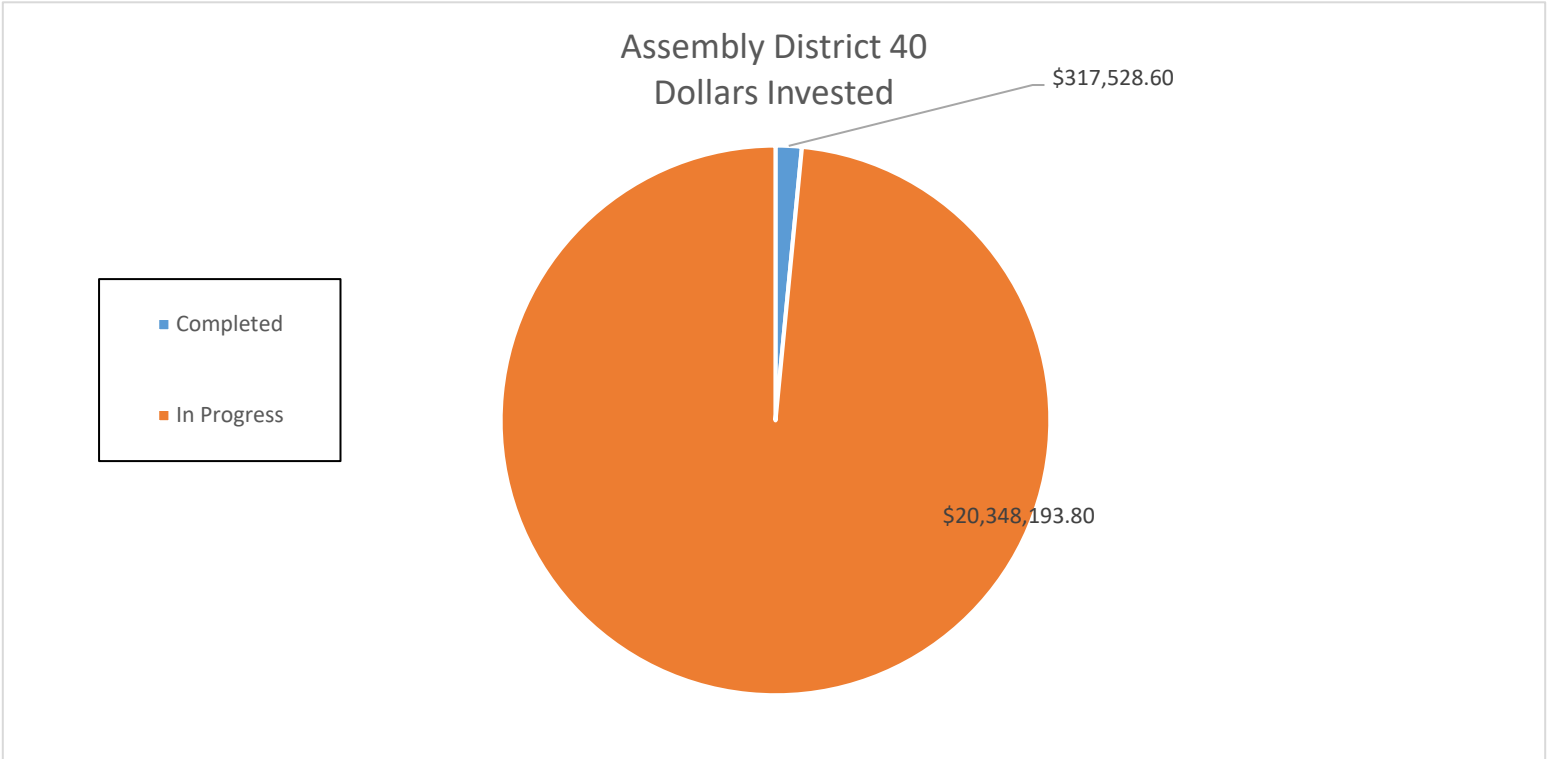
DAC	12	\$ 6,523,006.02	2,086,753	\$ 392,046.25	31,301,295	\$ 5,880,693.75
------------	----	-----------------	-----------	---------------	------------	-----------------



Assembly District 40

	Number of Sites	Dollars Invested	Annual Electric Savings (kWh)	Annual Dollar Savings	15 Year Electric Savings (kWh)	15 Year Dollar Savings
Completed	3	\$ 317,528.60	139,273	\$ 29,859.84	2,089,095	\$ 447,897.60
In Progress	55	\$20,348,193.80	7,665,003	\$ 1,448,762.91	114,975,045	\$ 21,731,443.65
Grand Total	58	\$20,665,722.40	7,804,276	\$ 1,478,622.75	117,064,140.00	\$ 22,179,341.25

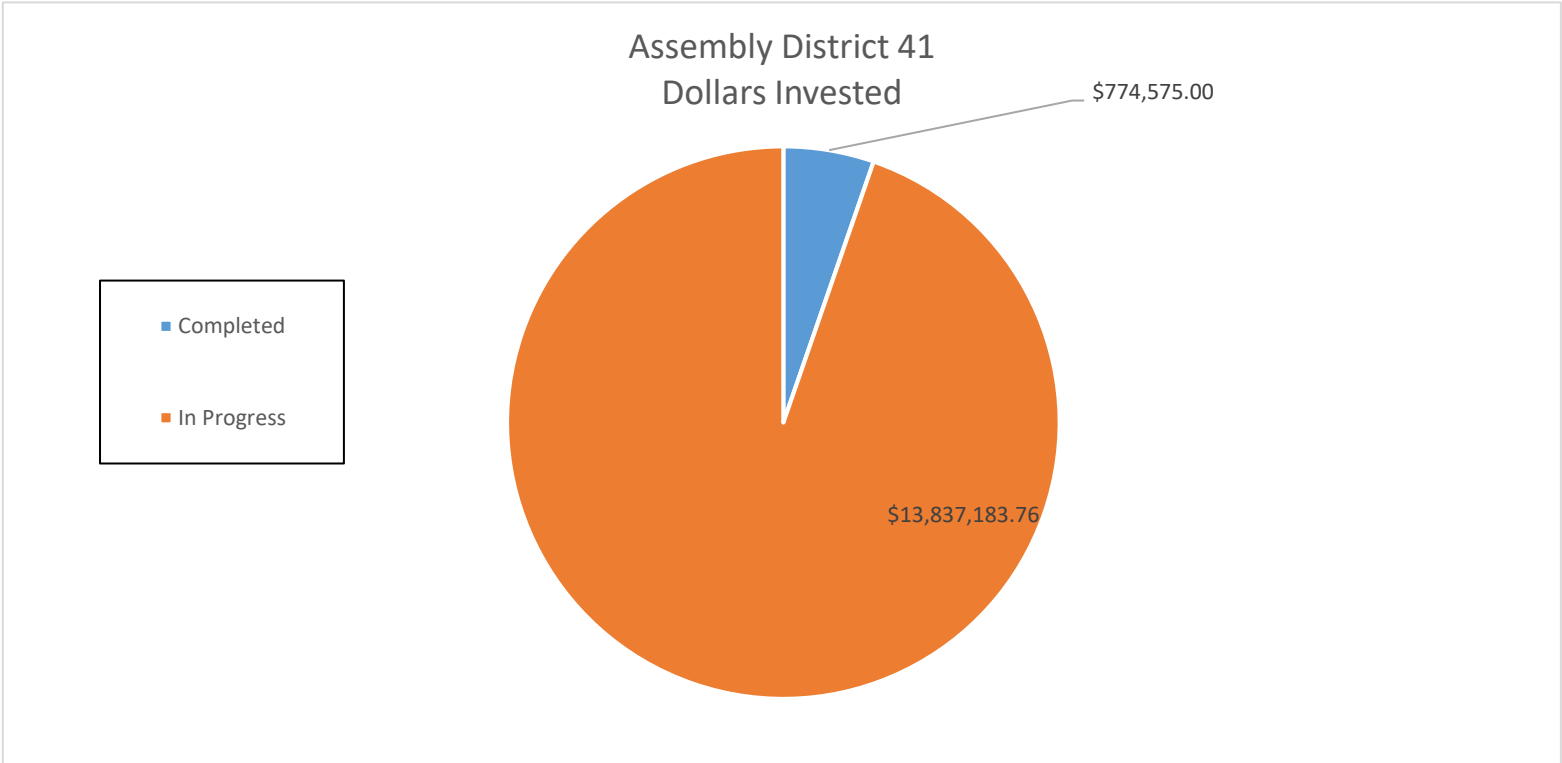
DAC	19	\$ 6,552,196.49	2,315,845	\$ 448,145.29	34,737,675	\$ 6,722,179.35
------------	----	-----------------	-----------	---------------	------------	-----------------



Assembly District 41

	Number of Sites	Dollars Invested	Annual Electric Savings (kWh)	Annual Dollar Savings	15 Year Electric Savings (kWh)	15 Year Dollar Savings
Completed	10	\$ 774,575.00	181,087	\$ 34,569.00	2,716,305	\$ 518,535.00
In Progress	73	\$13,837,183.76	5,621,749	\$ 998,170.96	84,326,235	\$ 14,972,564.40
Grand Total	83	\$14,611,758.76	5,802,836	\$ 1,032,739.96	87,042,540.00	\$ 15,491,099.40

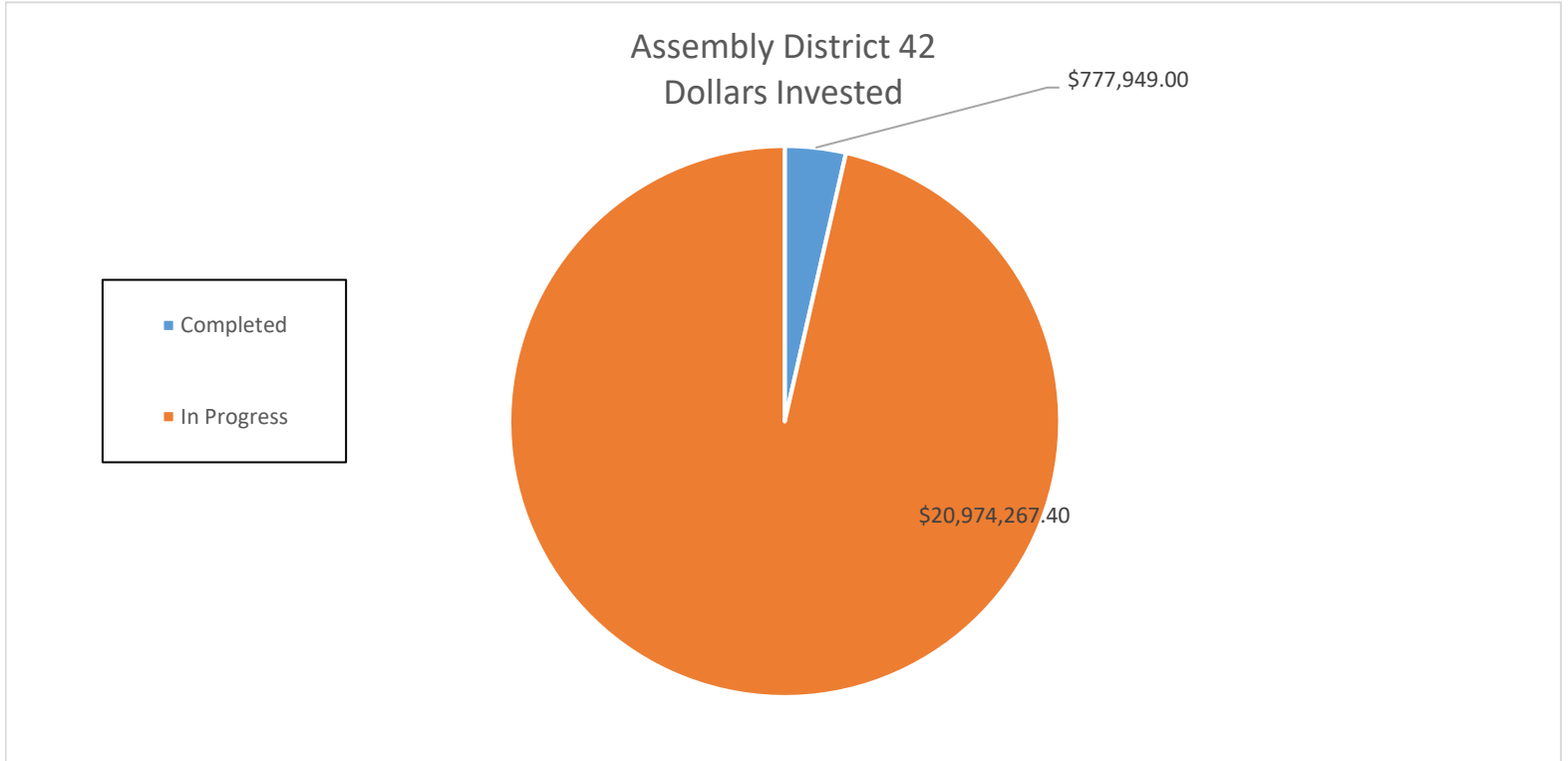
DAC	11	\$ 1,821,413.47	921,738	\$ 157,223.11	13,826,070	\$ 2,358,346.65
------------	-----------	------------------------	----------------	----------------------	-------------------	------------------------



Assembly District 42

	Number of Sites	Dollars Invested	Annual Electric Savings (kWh)	Annual Dollar Savings	15 Year Electric Savings (kWh)	15 Year Dollar Savings
Completed	2	\$ 777,949.00	388,218	\$ 69,855.82	5,823,270	\$ 1,047,837.30
In Progress	49	\$20,974,267.40	8,038,555	\$ 1,348,386.44	120,578,325	\$ 20,225,796.60
Grand Total	51	\$21,752,216.40	8,426,773	\$ 1,418,242.26	126,401,595.00	\$ 21,273,633.90

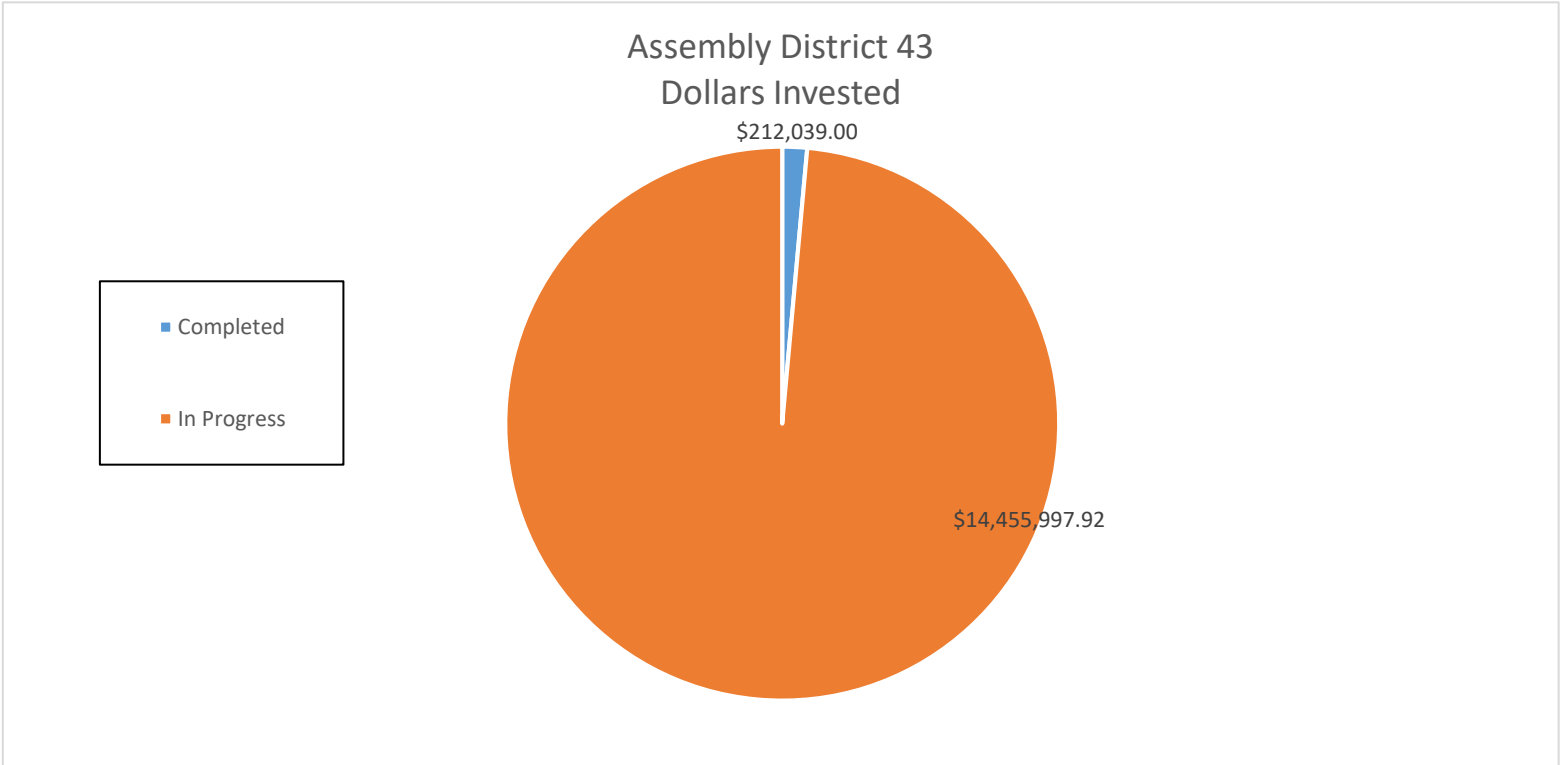
DAC	3	\$ 540,289.00	7,859	\$ 22,403.60	117,885	\$ 336,054.00
------------	---	---------------	-------	--------------	---------	---------------



Assembly District 43

	Number of Sites	Dollars Invested	Annual Electric Savings (kWh)	Annual Dollar Savings	15 Year Electric Savings (kWh)	15 Year Dollar Savings
Completed	1	\$ 212,039.00	101,869	\$ 23,134.25	1,528,035	\$ 347,013.75
In Progress	50	\$14,455,997.92	5,740,999	\$ 1,242,958.25	86,114,985	\$ 18,644,373.75
Grand Total	51	\$14,668,036.92	5,842,868	\$ 1,266,092.50	87,643,020.00	\$ 18,991,387.50

DAC	20	\$ 5,846,897.77	2,341,916	\$ 515,696.78	35,128,740	\$ 7,735,451.70
------------	----	-----------------	-----------	---------------	------------	-----------------

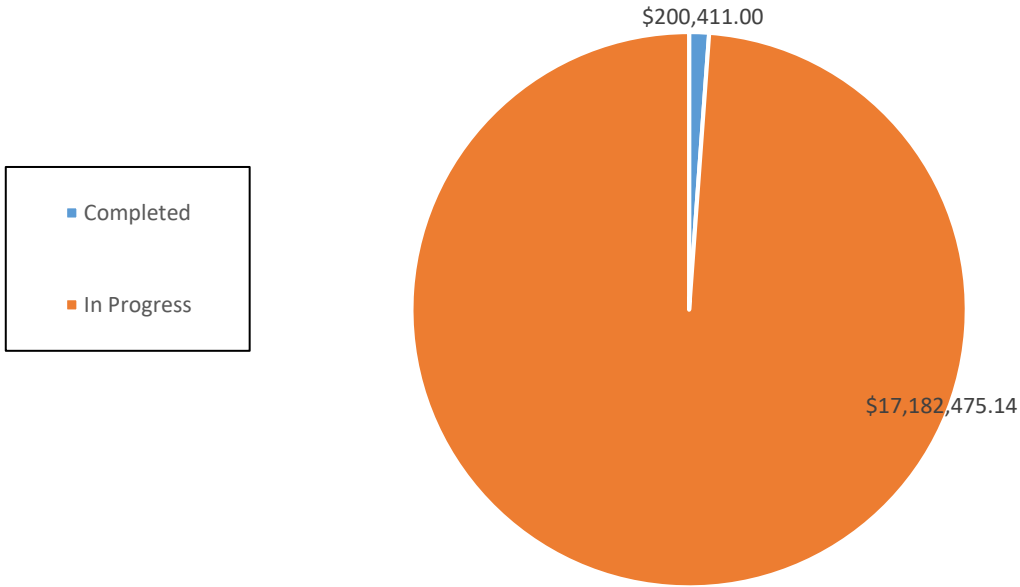


Assembly District 44

	Number of Sites	Dollars Invested	Annual Electric Savings (kWh)	Annual Dollar Savings	15 Year Electric Savings (kWh)	15 Year Dollar Savings
Completed	2	\$ 200,411.00	42,571	\$ 9,604.00	638,565	\$ 144,060.00
In Progress	93	\$17,182,475.14	6,589,895	\$ 1,157,379.31	98,848,425	\$ 17,360,689.65
Grand Total	95	\$17,382,886.14	6,632,466	\$ 1,166,983.31	99,486,990.00	\$ 17,504,749.65

DAC	13	\$ 1,169,021.25	562,298	\$ 95,191.60	8,434,470	\$ 1,427,874.00
------------	----	-----------------	---------	--------------	-----------	-----------------

Assembly District 44
Dollars Invested

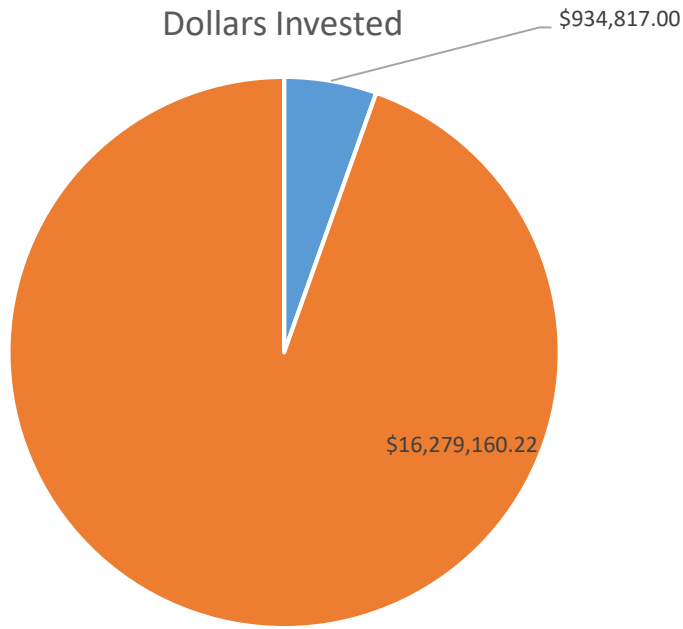


Assembly District 45

	Number of Sites	Dollars Invested	Annual Electric Savings (kWh)	Annual Dollar Savings	15 Year Electric Savings (kWh)	15 Year Dollar Savings
Completed	4	\$ 934,817.00	224,370	\$ 45,977.90	3,365,550	\$ 689,668.50
In Progress	48	\$16,279,160.22	4,686,026	\$ 886,558.71	70,290,390	\$ 13,298,380.65
Grand Total	52	\$17,213,977.22	4,910,396	\$ 932,536.61	73,655,940.00	\$ 13,988,049.15

DAC	3	\$ 1,936,884.00	471,684	\$ 93,676.53	7,075,260	\$ 1,405,147.95
------------	---	-----------------	---------	--------------	-----------	-----------------

Assembly District 45
Dollars Invested

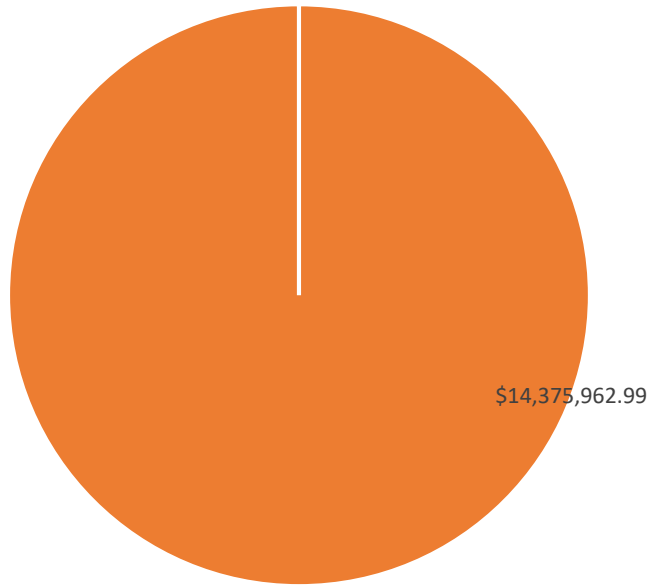


Assembly District 46

	Number of Sites	Dollars Invested	Annual Electric Savings (kWh)	Annual Dollar Savings	15 Year Electric Savings (kWh)	15 Year Dollar Savings
In Progress	19	\$14,375,962.99	4,315,256	\$ 786,726.91	64,728,840	\$ 11,800,903.65
Grand Total	19	\$14,375,962.99	4,315,256	\$ 786,726.91	64,728,840	\$ 11,800,903.65

DAC	8	\$ 9,213,583.50	2,768,555	\$ 484,015.59	41,528,325	\$ 7,260,233.85
------------	---	-----------------	-----------	---------------	------------	-----------------

Assembly District 46
Dollars Invested

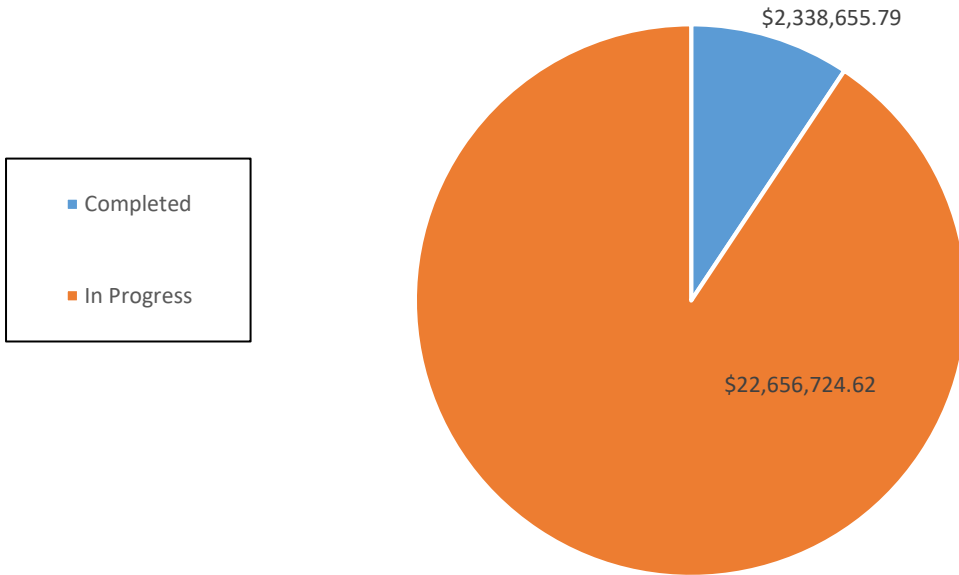


Assembly District 47

	Number of Sites	Dollars Invested	Annual Electric Savings (kWh)	Annual Dollar Savings	15 Year Electric Savings (kWh)	15 Year Dollar Savings
Completed	3	\$ 2,338,655.79	361,780	\$ 80,447.09	5,426,700	\$ 1,206,706.35
In Progress	85	\$22,656,724.62	7,751,299	\$ 1,441,172.31	116,269,485	\$ 21,617,584.65
Grand Total	88	\$24,995,380.41	8,113,079	\$ 1,521,619.40	121,696,185.00	\$ 22,824,291.00

DAC	57	\$16,985,675.43	5,417,029	\$ 1,015,268.08	81,255,435	\$15,229,021.20
------------	----	-----------------	-----------	-----------------	------------	-----------------

Assembly District 47
Dollars Invested

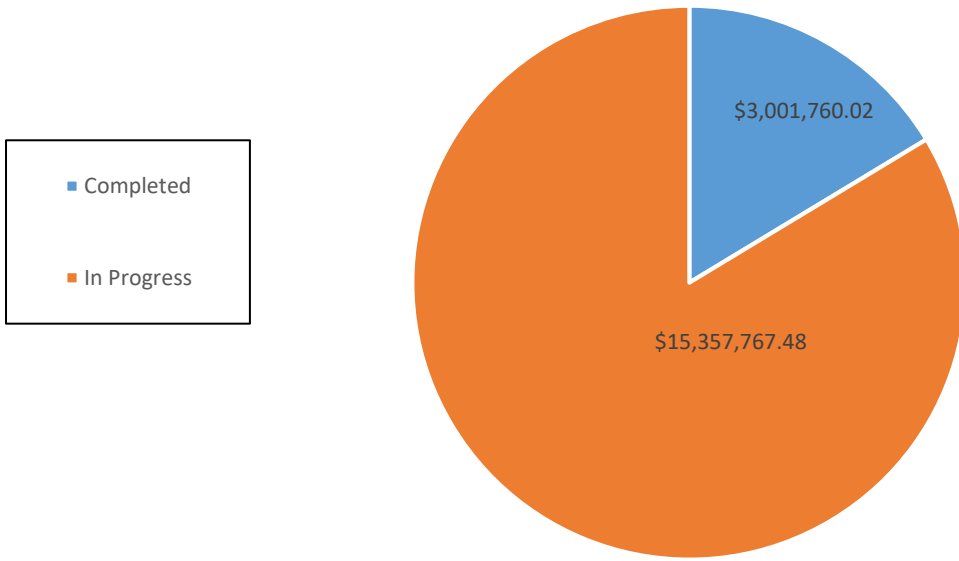


Assembly District 48

	Number of Sites	Dollars Invested	Annual Electric Savings (kWh)	Annual Dollar Savings	15 Year Electric Savings (kWh)	15 Year Dollar Savings
Completed	28	\$ 3,001,760.02	1,385,103	\$ 262,808.76	20,776,545	\$ 3,942,131.40
In Progress	97	\$15,357,767.48	6,647,217	\$ 1,142,313.25	99,708,255	\$ 17,134,698.75
Grand Total	125	\$18,359,527.50	8,032,320	\$ 1,405,122.01	120,484,800.00	\$ 21,076,830.15

DAC	48	\$10,519,723.89	4,352,563	\$ 738,724.93	65,288,445	\$11,080,873.95
------------	----	-----------------	-----------	---------------	------------	-----------------

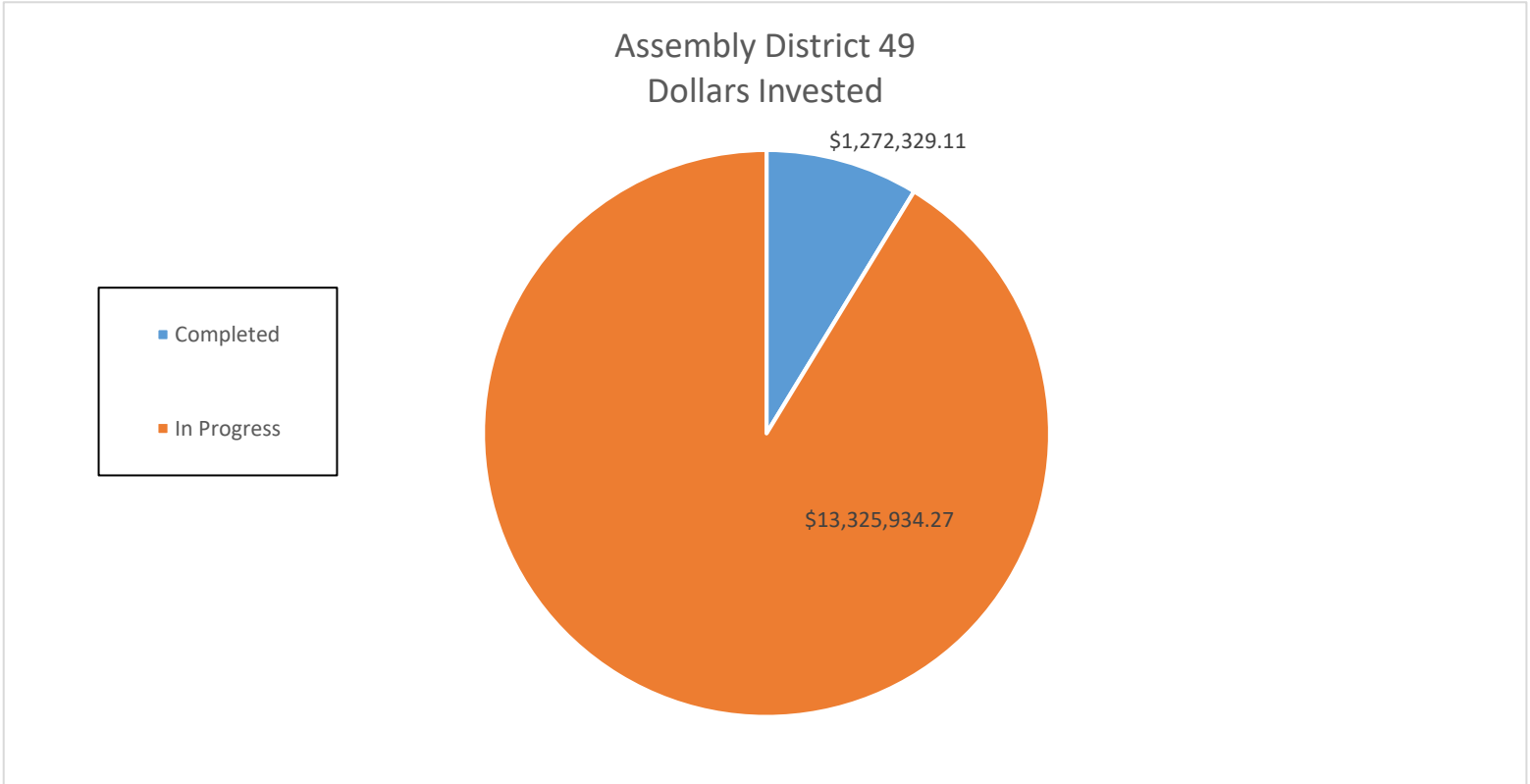
Assembly District 48
Dollars Invested



Assembly District 49

	Number of Sites	Dollars Invested	Annual Electric Savings (kWh)	Annual Dollar Savings	15 Year Electric Savings (kWh)	15 Year Dollar Savings
Completed	12	\$ 1,272,329.11	912,576	\$ 165,803.80	13,688,640	\$ 2,487,057.00
In Progress	77	\$13,325,934.27	5,590,576	\$ 1,099,823.16	83,858,640	\$ 16,497,347.40
Grand Total	89	\$14,598,263.38	6,503,152	\$ 1,265,626.96	97,547,280.00	\$ 18,984,404.40

DAC	31	\$ 4,916,377.64	2,993,455	\$ 529,071.31	44,901,825	\$ 7,936,069.65
------------	----	-----------------	-----------	---------------	------------	-----------------

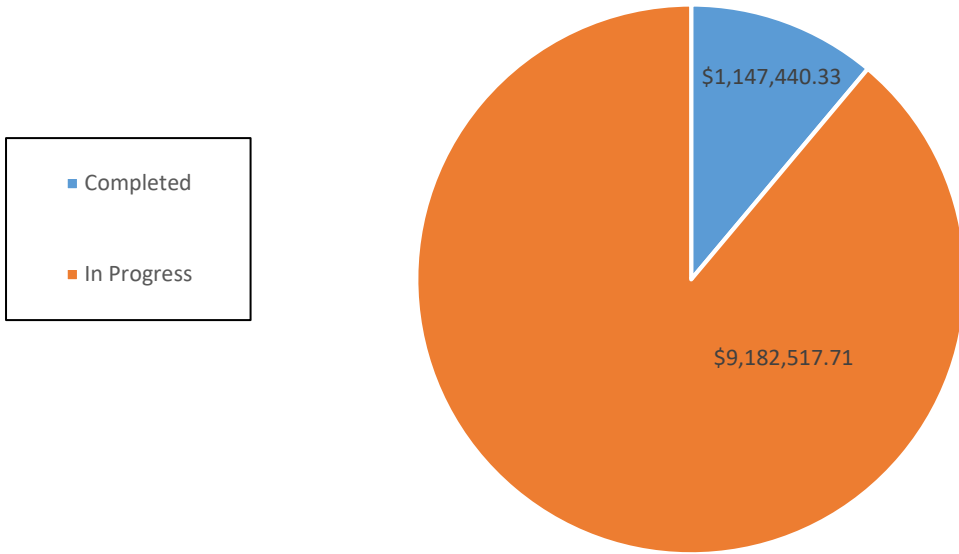


Assembly District 50

	Number of Sites	Dollars Invested	Annual Electric Savings (kWh)	Annual Dollar Savings	15 Year Electric Savings (kWh)	15 Year Dollar Savings
Completed	3	\$ 1,147,440.33	693,085	\$ 118,660.34	10,396,275	\$ 1,779,905.10
In Progress	37	\$ 9,182,517.71	4,165,604	\$ 705,767.45	62,484,060	\$ 10,586,511.75
Grand Total	40	\$10,329,958.04	4,858,689	\$ 824,427.79	72,880,335.00	\$ 12,366,416.85

DAC	3	\$ 2,182,184.00	627,974	\$ 117,703.00	9,419,610	\$ 1,765,545.00
------------	----------	------------------------	----------------	----------------------	------------------	------------------------

Assembly District 50
Dollars Invested

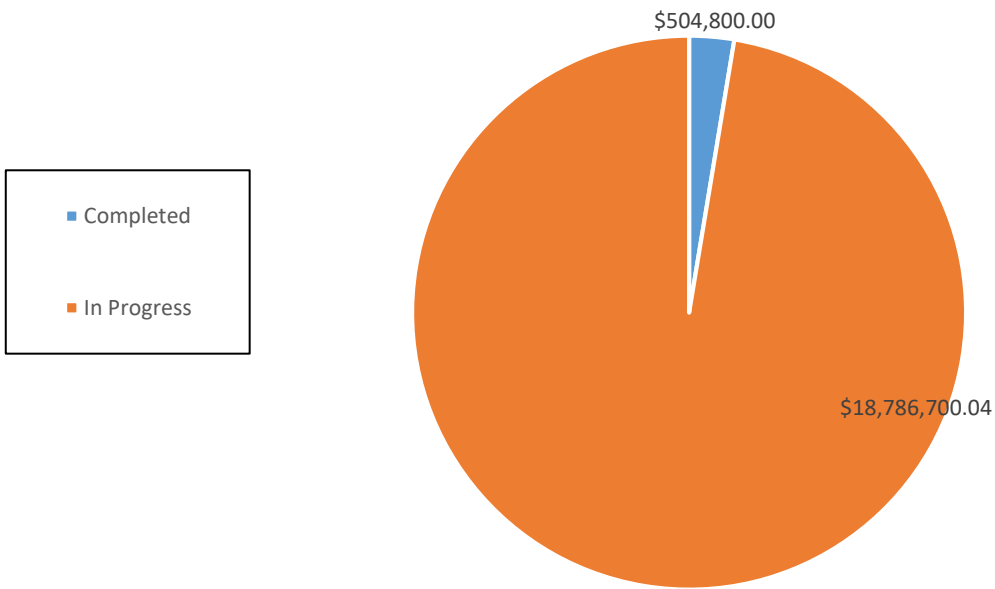


Assembly District 51

	Number of Sites	Dollars Invested	Annual Electric Savings (kWh)	Annual Dollar Savings	15 Year Electric Savings (kWh)	15 Year Dollar Savings
Completed	2	\$ 504,800.00	155,477	\$ 35,083.21	2,332,155	\$ 526,248.15
In Progress	32	\$18,786,700.04	6,136,799	\$ 990,156.40	92,051,985	\$ 14,852,346.00
Grand Total	34	\$19,291,500.04	6,292,276	\$ 1,025,239.61	94,384,140.00	\$ 15,378,594.15

DAC	25	\$12,718,373.04	4,227,474	\$ 681,747.54	63,412,110	\$10,226,213.10
-----	----	-----------------	-----------	---------------	------------	-----------------

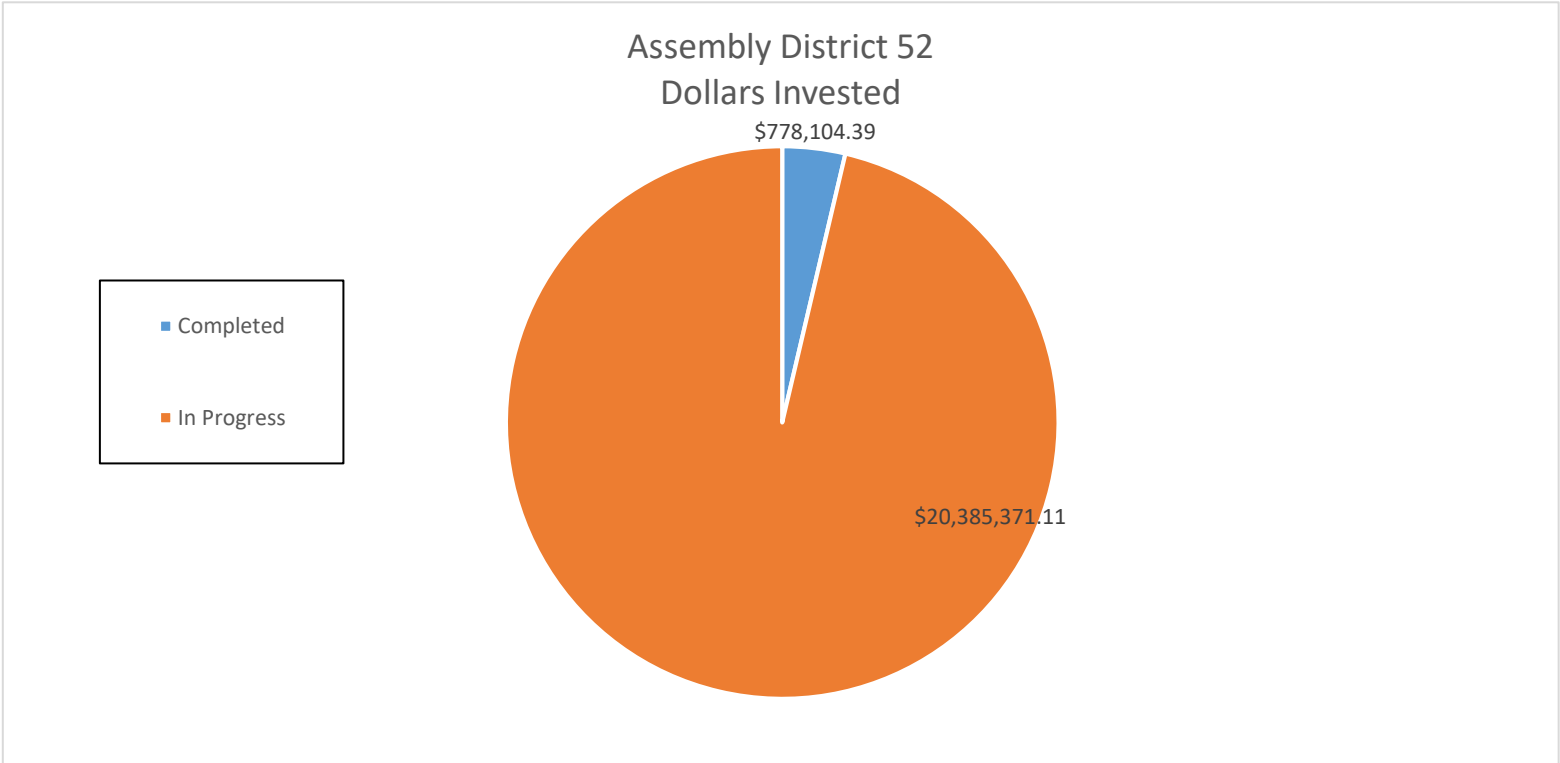
Assembly District 51
Dollars Invested



Assembly District 52

	Number of Sites	Dollars Invested	Annual Electric Savings (kWh)	Annual Dollar Savings	15 Year Electric Savings (kWh)	15 Year Dollar Savings
Completed	6	\$ 778,104.39	391,680	\$ 73,323.60	5,875,200	\$ 1,099,854.00
In Progress	95	\$20,385,371.11	8,545,755	\$ 1,581,086.99	128,186,325	\$ 23,716,304.85
Grand Total	101	\$21,163,475.50	8,937,435	\$ 1,654,410.59	134,061,525.00	\$ 24,816,158.85

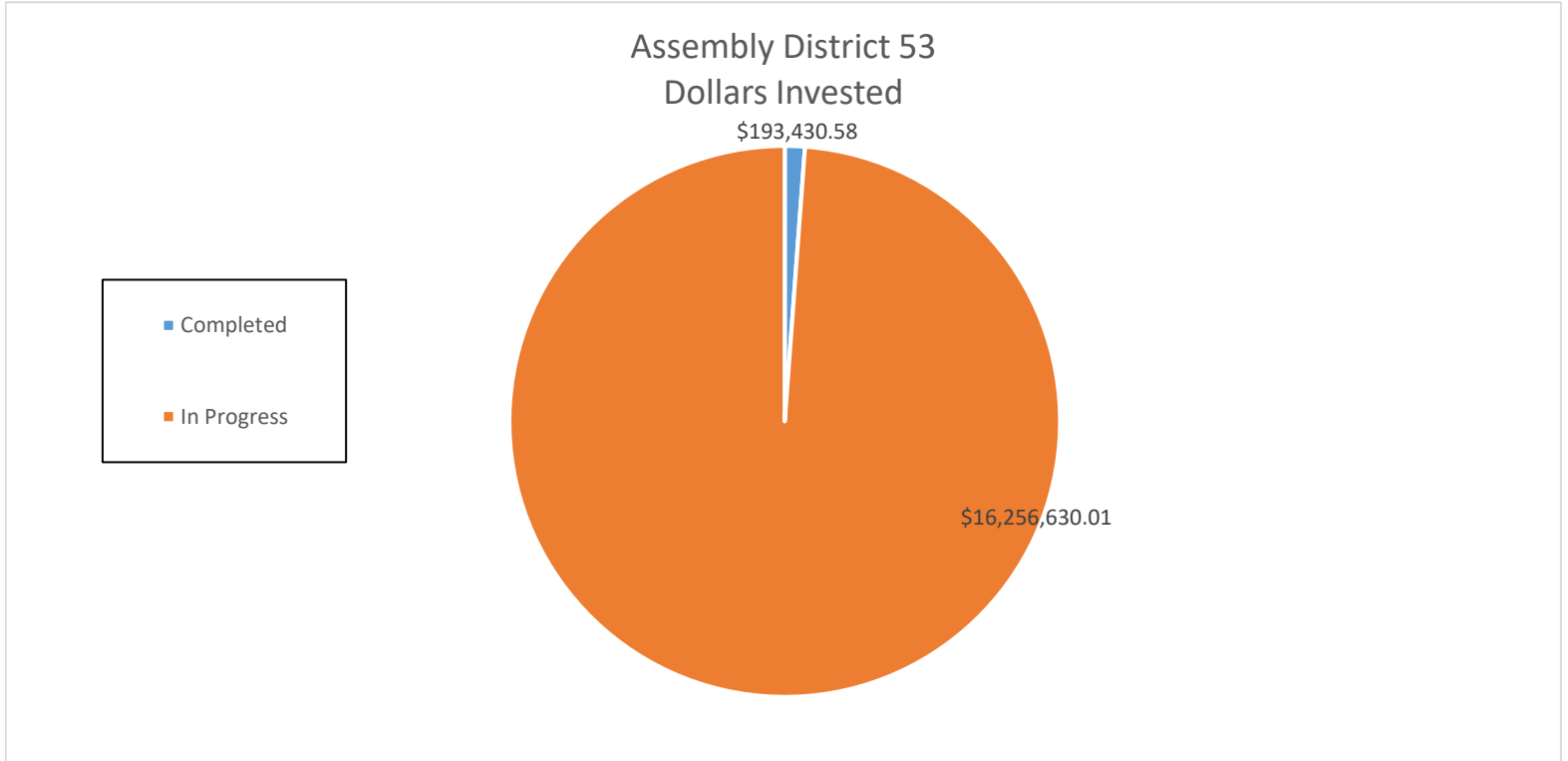
DAC	77	\$17,003,783.95	7,615,242	\$ 1,378,690.77	114,228,630	\$20,680,361.55
------------	----	-----------------	-----------	-----------------	-------------	-----------------



Assembly District 53

	Number of Sites	Dollars Invested	Annual Electric Savings (kWh)	Annual Dollar Savings	15 Year Electric Savings (kWh)	15 Year Dollar Savings
Completed	1	\$ 193,430.58	66,123	\$ 13,608.53	991,845	\$ 204,127.95
In Progress	29	\$16,256,630.01	5,403,275	\$ 977,524.72	81,049,125	\$ 14,662,870.80
Grand Total	30	\$16,450,060.59	5,469,398	\$ 991,133.25	82,040,970.00	\$ 14,866,998.75

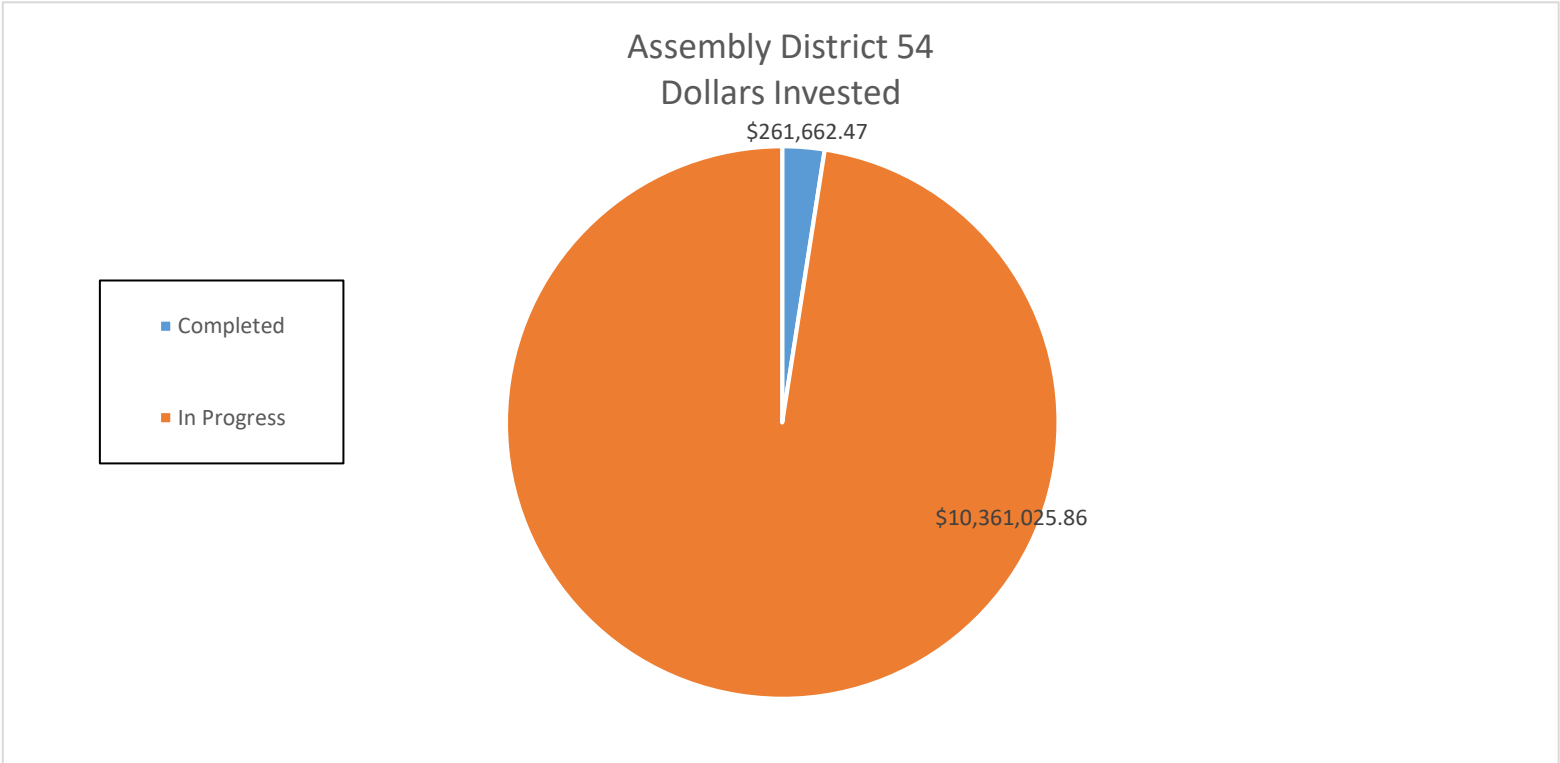
DAC	26	\$15,608,583.01	5,132,084	\$ 922,184.99	76,981,260	\$13,832,774.85
------------	----	-----------------	-----------	---------------	------------	-----------------



Assembly District 54

	Number of Sites	Dollars Invested	Annual Electric Savings (kWh)	Annual Dollar Savings	15 Year Electric Savings (kWh)	15 Year Dollar Savings
Completed	1	\$ 261,662.47	89,232	\$ 16,674.75	1,338,480	\$ 250,121.25
In Progress	18	\$10,361,025.86	2,405,707	\$ 407,167.53	36,085,605	\$ 6,107,512.95
Grand Total	19	\$10,622,688.33	2,494,939	\$ 423,842.28	37,424,085.00	\$ 6,357,634.20

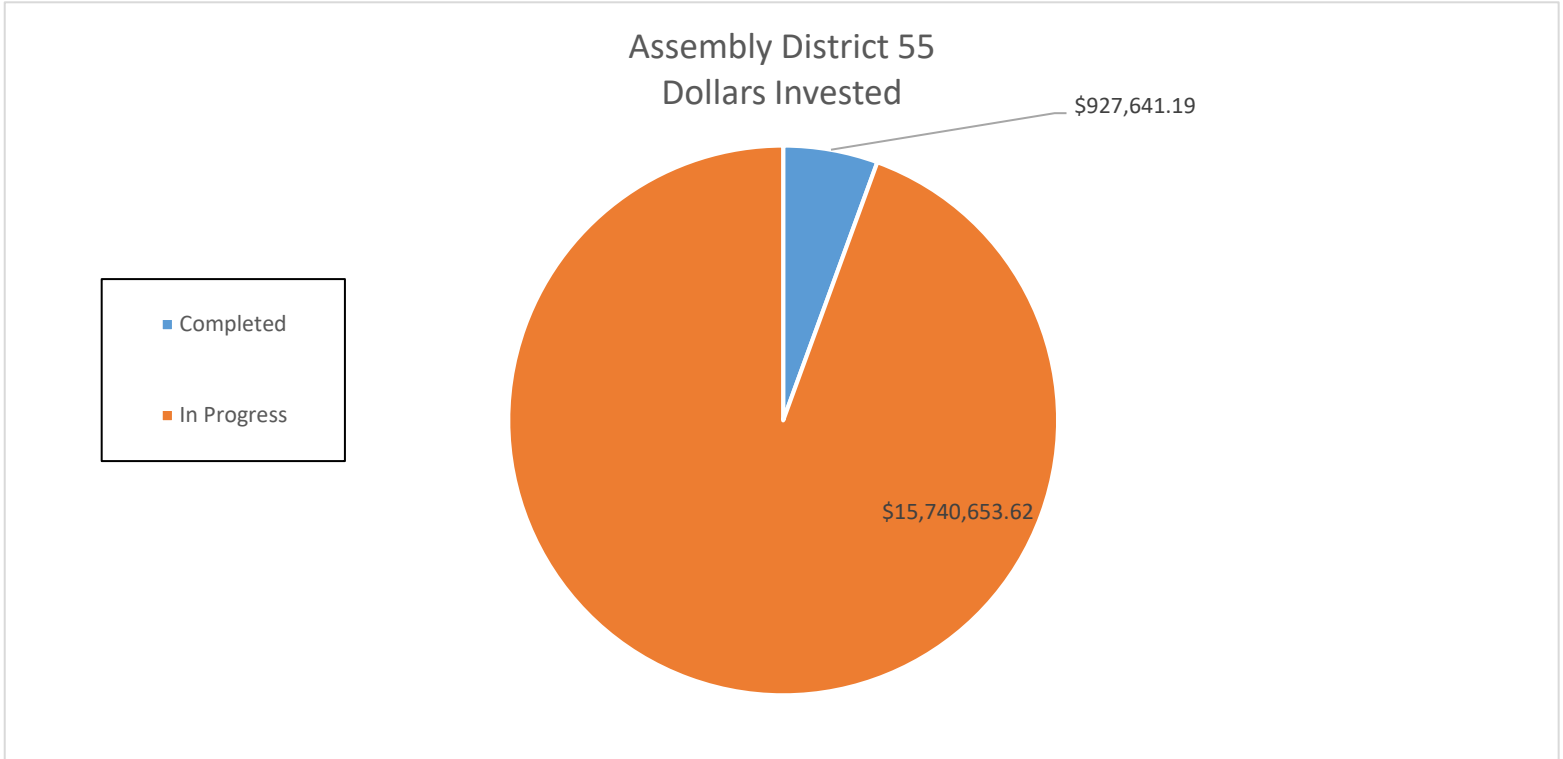
DAC	7	\$ 8,382,829.80	1,901,507	\$ 299,834.75	28,522,605	\$ 4,497,521.25
------------	---	-----------------	-----------	---------------	------------	-----------------



Assembly District 55

	Number of Sites	Dollars Invested	Annual Electric Savings (kWh)	Annual Dollar Savings	15 Year Electric Savings (kWh)	15 Year Dollar Savings
Completed	5	\$ 927,641.19	178,675	\$ 50,979.06	2,680,125	\$ 764,685.90
In Progress	96	\$15,740,653.62	4,733,949	\$ 941,452.20	71,009,235	\$ 14,121,783.00
Grand Total	101	\$16,668,294.81	4,912,624	\$ 992,431.26	73,689,360.00	\$ 14,886,468.90

DAC	7	\$ 882,235.00	318,718	\$ 59,422.88	4,780,770	\$ 891,343.20
------------	---	---------------	---------	--------------	-----------	---------------

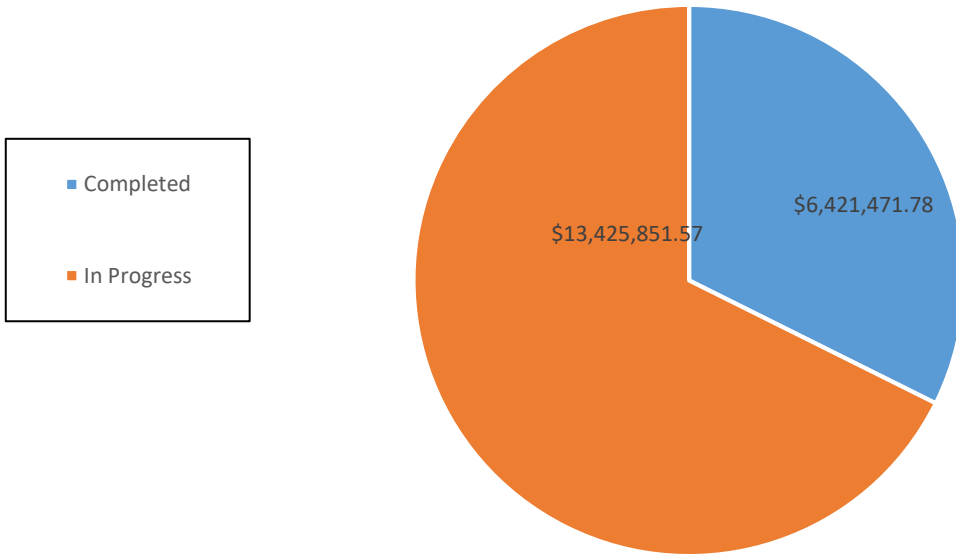


Assembly District 56

	Number of Sites	Dollars Invested	Annual Electric Savings (kWh)	Annual Dollar Savings	15 Year Electric Savings (kWh)	15 Year Dollar Savings
Completed	23	\$ 6,421,471.78	3,975,526	\$ 491,604.94	59,632,890	\$ 7,374,074.10
In Progress	69	\$13,425,851.57	8,224,978	\$ 1,072,747.85	123,374,670	\$ 16,091,217.75
Grand Total	92	\$19,847,323.35	12,200,504	\$ 1,564,352.79	183,007,560.00	\$ 23,465,291.85

DAC	40	\$ 6,434,523.22	4,071,697	\$ 498,938.06	61,075,455	\$ 7,484,070.90
------------	----	-----------------	-----------	---------------	------------	-----------------

Assembly District 56
Dollars Invested

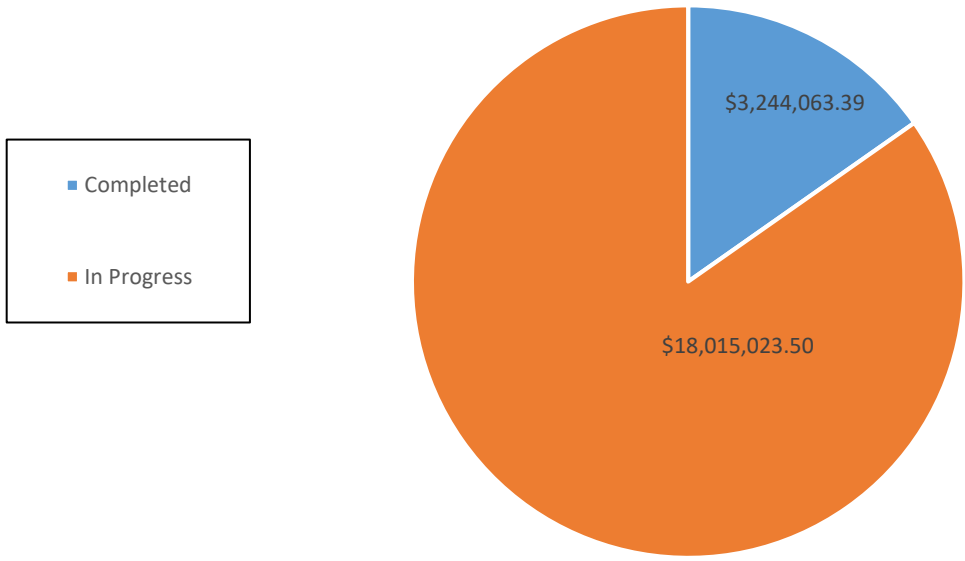


Assembly District 57

	Number of Sites	Dollars Invested	Annual Electric Savings (kWh)	Annual Dollar Savings	15 Year Electric Savings (kWh)	15 Year Dollar Savings
Completed	6	\$ 3,244,063.39	1,888,044	\$ 277,404.44	28,320,660	\$ 4,161,066.60
In Progress	94	\$18,015,023.50	8,028,097	\$ 1,353,533.67	120,421,455	\$ 20,303,005.05
Grand Total	100	\$21,259,086.89	9,916,141	\$ 1,630,938.11	148,742,115.00	\$ 24,464,071.65

DAC	54	\$11,760,917.21	4,829,720	\$ 771,891.77	72,445,800	\$11,578,376.55
------------	-----------	------------------------	------------------	----------------------	-------------------	------------------------

Assembly District 57
Dollars Invested

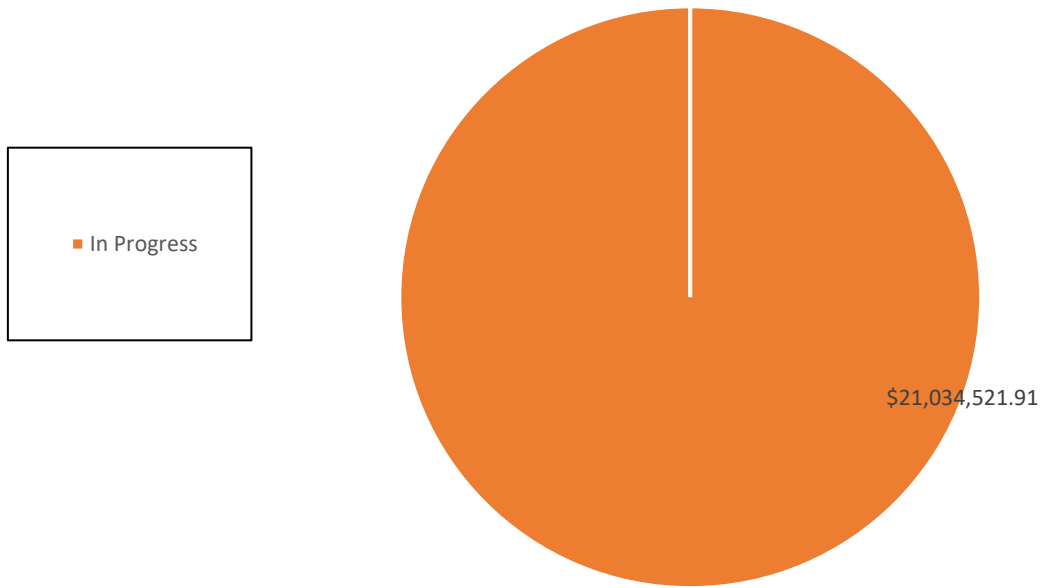


Assembly District 58

	Number of Sites	Dollars Invested	Annual Electric Savings (kWh)	Annual Dollar Savings	15 Year Electric Savings (kWh)	15 Year Dollar Savings
In Progress	99	\$21,034,521.91	6,523,765	\$ 1,548,965.64	97,856,475	\$ 23,234,484.60
Grand Total	99	\$21,034,521.91	6,523,765	\$ 1,548,965.64	97,856,475	\$ 23,234,484.60

DAC	46	\$11,856,554.21	4,033,856	\$ 822,016.19	60,507,840	\$12,330,242.85
-----	----	-----------------	-----------	---------------	------------	-----------------

Assembly District 58
Dollars Invested

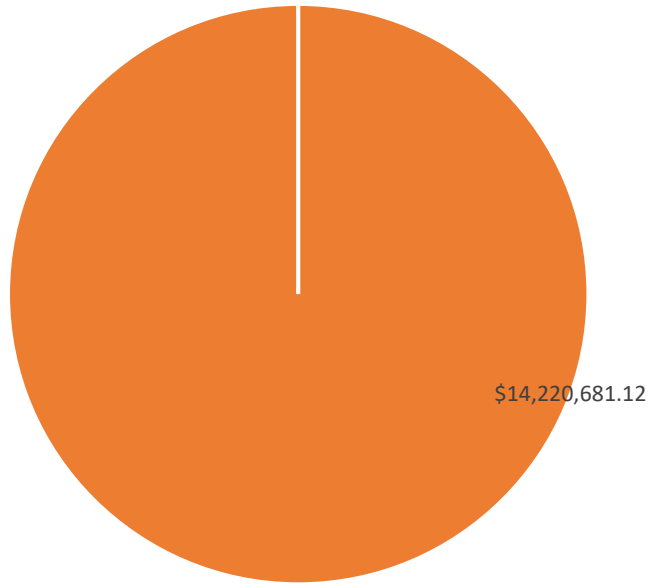


Assembly District 59

	Number of Sites	Dollars Invested	Annual Electric Savings (kWh)	Annual Dollar Savings	15 Year Electric Savings (kWh)	15 Year Dollar Savings
In Progress	28	\$14,220,681.12	5,442,383	\$ 874,067.40	81,635,745	\$ 13,111,011.00
Grand Total	28	\$14,220,681.12	5,442,383	\$ 874,067.40	81,635,745	\$ 13,111,011.00

DAC	39	\$15,724,617.42	5,895,915	\$ 972,477.15	88,438,725	\$14,587,157.25
------------	----	-----------------	-----------	---------------	------------	-----------------

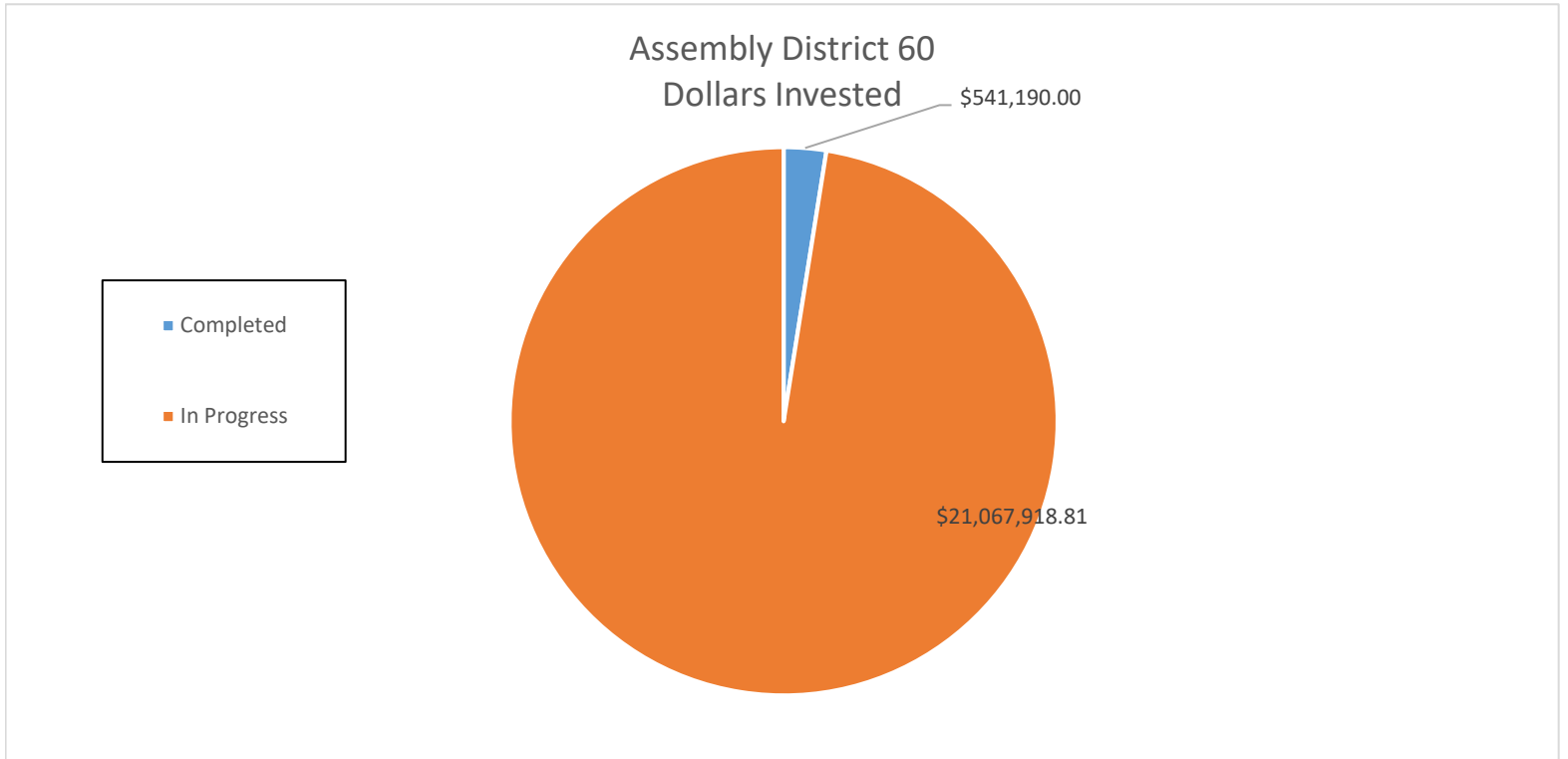
Assembly District 59
Dollars Invested



Assembly District 60

	Number of Sites	Dollars Invested	Annual Electric Savings (kWh)	Annual Dollar Savings	15 Year Electric Savings (kWh)	15 Year Dollar Savings
Completed	7	\$ 541,190.00	253,681	\$ 48,998.00	3,805,215	\$ 734,970.00
In Progress	110	\$21,067,918.81	6,715,579	\$ 1,211,107.60	100,733,685	\$ 18,166,614.00
Grand Total	117	\$21,609,108.81	6,969,260	\$ 1,260,105.60	104,538,900.00	\$ 18,901,584.00

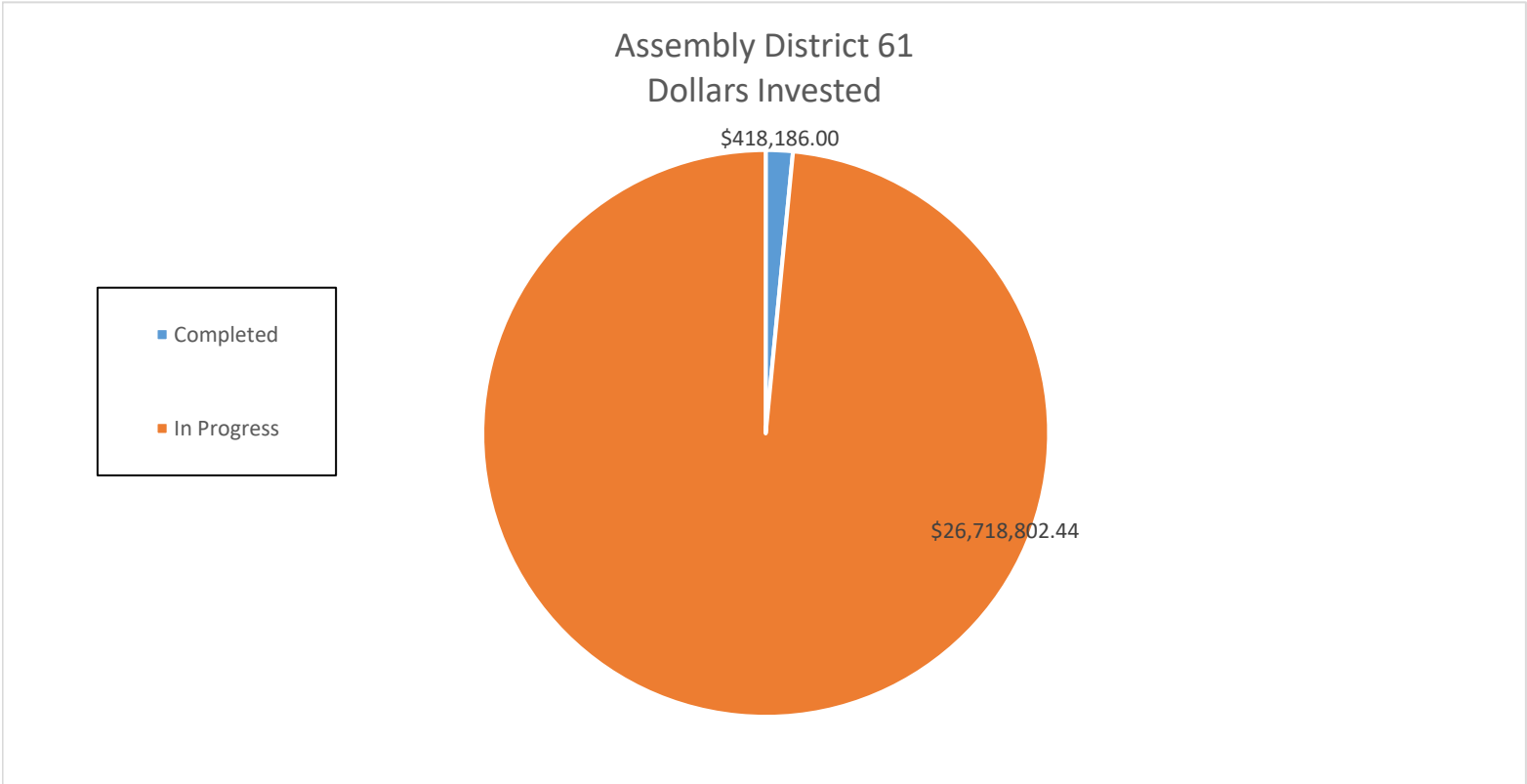
DAC	47	\$ 7,792,884.47	2,632,281	\$ 474,264.54	39,484,215	\$ 7,113,968.10
------------	----	-----------------	-----------	---------------	------------	-----------------



Assembly District 61

	Number of Sites	Dollars Invested	Annual Electric Savings (kWh)	Annual Dollar Savings	15 Year Electric Savings (kWh)	15 Year Dollar Savings
Completed	2	\$ 418,186.00	193,353	\$ 29,173.00	2,900,295	\$ 437,595.00
In Progress	72	\$26,718,802.44	9,919,677	\$ 1,785,931.10	148,795,155	\$ 26,788,966.50
Grand Total	74	\$27,136,988.44	10,113,030	\$ 1,815,104.10	151,695,450.00	\$ 27,226,561.50

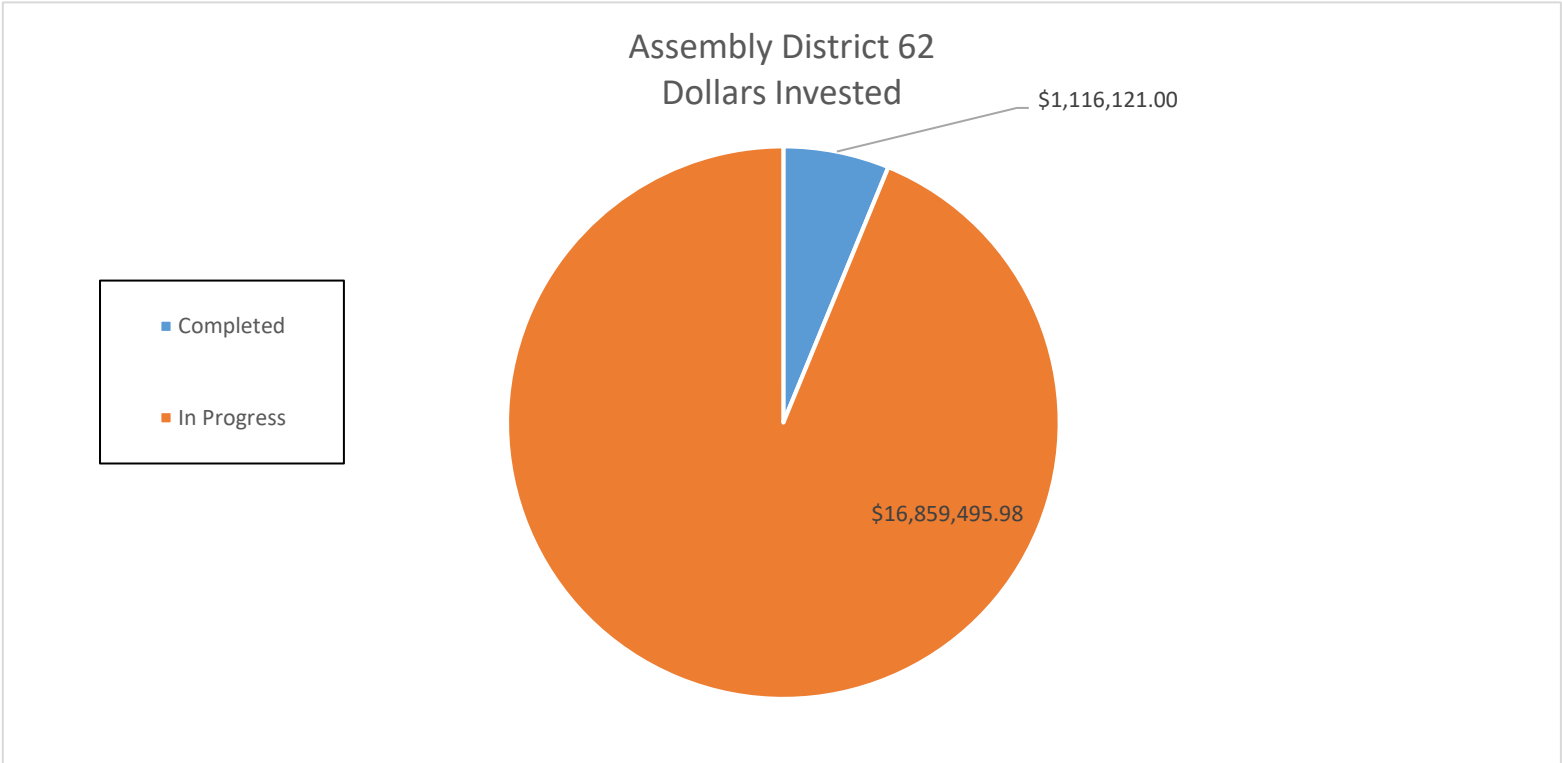
DAC	38	\$12,332,947.44	4,261,286	\$ 762,020.58	63,919,290	\$11,430,308.70
------------	-----------	------------------------	------------------	----------------------	-------------------	------------------------



Assembly District 62

	Number of Sites	Dollars Invested	Annual Electric Savings (kWh)	Annual Dollar Savings	15 Year Electric Savings (kWh)	15 Year Dollar Savings
Completed	3	\$ 1,116,121.00	464,182	\$ 89,240.91	6,962,730	\$ 1,338,613.65
In Progress	58	\$16,859,495.98	6,777,583	\$ 1,144,657.92	101,663,745	\$ 17,169,868.80
Grand Total	61	\$17,975,616.98	7,241,765	\$ 1,233,898.83	108,626,475.00	\$ 18,508,482.45

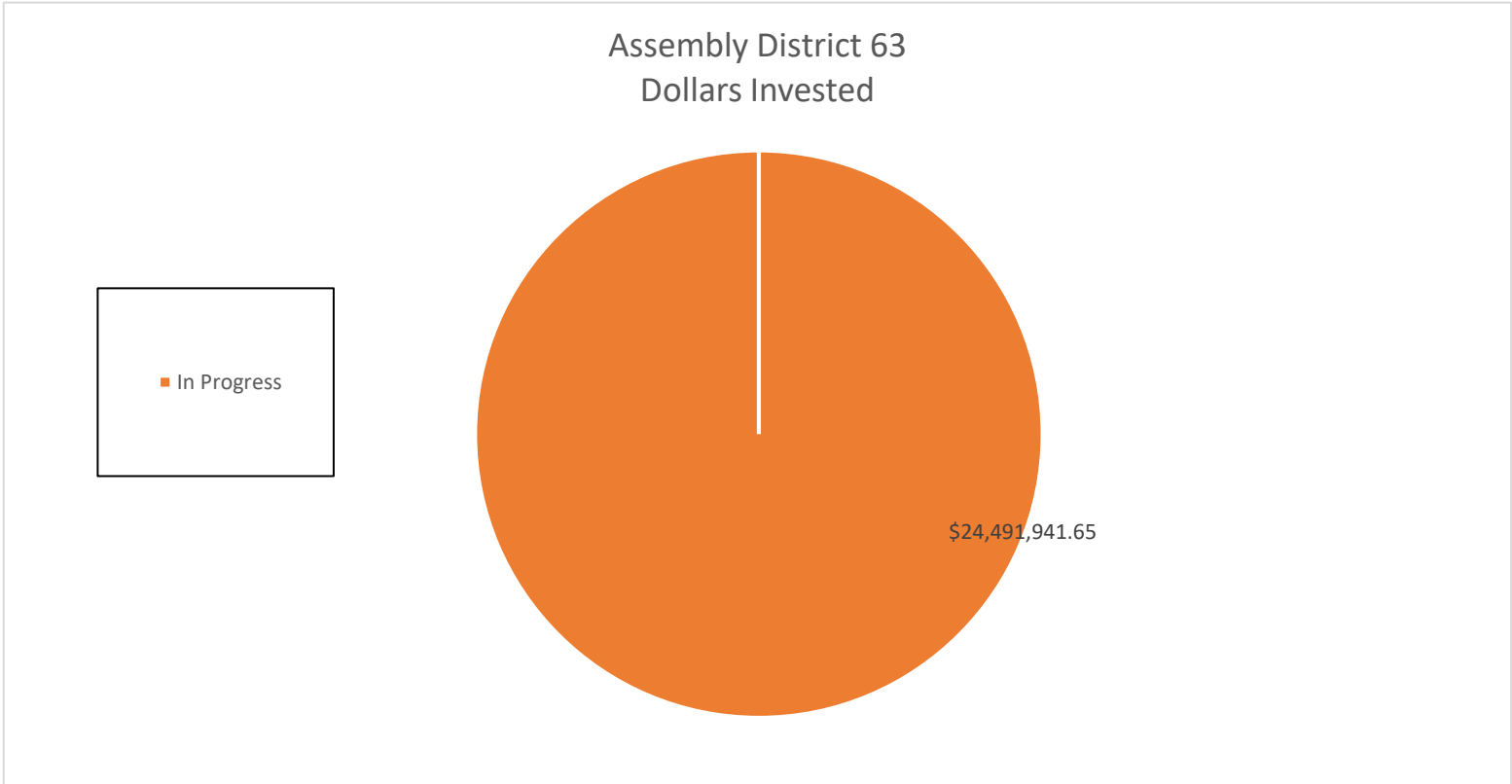
DAC	45	\$13,418,987.69	5,651,907	\$ 971,486.06	84,778,605	\$14,572,290.90
------------	-----------	------------------------	------------------	----------------------	-------------------	------------------------



Assembly District 63

	Number of Sites	Dollars Invested	Annual Electric Savings (kWh)	Annual Dollar Savings	15 Year Electric Savings (kWh)	15 Year Dollar Savings
In Progress	81	\$24,491,941.65	9,156,164	\$ 1,665,357.12	137,342,460	\$ 24,980,356.80
Grand Total	81	\$24,491,941.65	9,156,164	\$ 1,665,357.12	137,342,460	\$ 24,980,356.80

DAC	53	\$21,554,635.95	7,674,758	\$ 1,352,877.12	115,121,370	\$20,293,156.80
------------	-----------	------------------------	------------------	------------------------	--------------------	------------------------

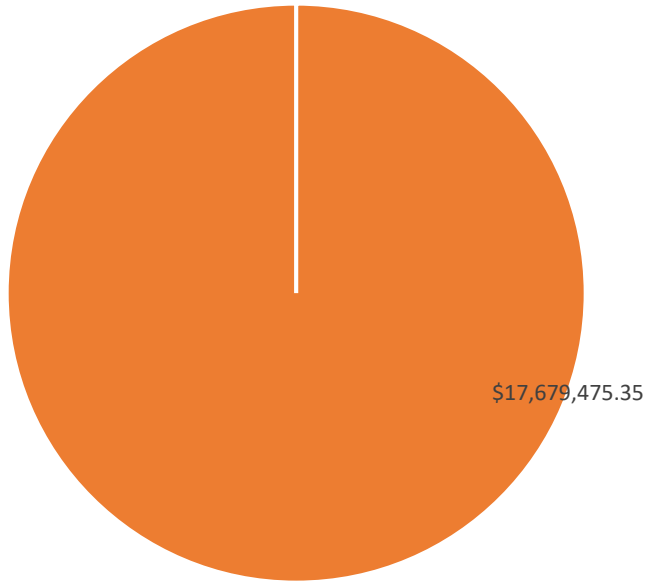


Assembly District 64

	Number of Sites	Dollars Invested	Annual Electric Savings (kWh)	Annual Dollar Savings	15 Year Electric Savings (kWh)	15 Year Dollar Savings
In Progress	36	\$17,679,475.35	5,772,665	\$ 1,053,138.30	86,589,975	\$ 15,797,074.50
Grand Total	36	\$17,679,475.35	5,772,665	\$ 1,053,138.30	86,589,975	\$ 15,797,074.50

DAC	35	\$15,425,732.35	5,358,227	\$ 956,006.30	80,373,405	\$14,340,094.50
------------	----	-----------------	-----------	---------------	------------	-----------------

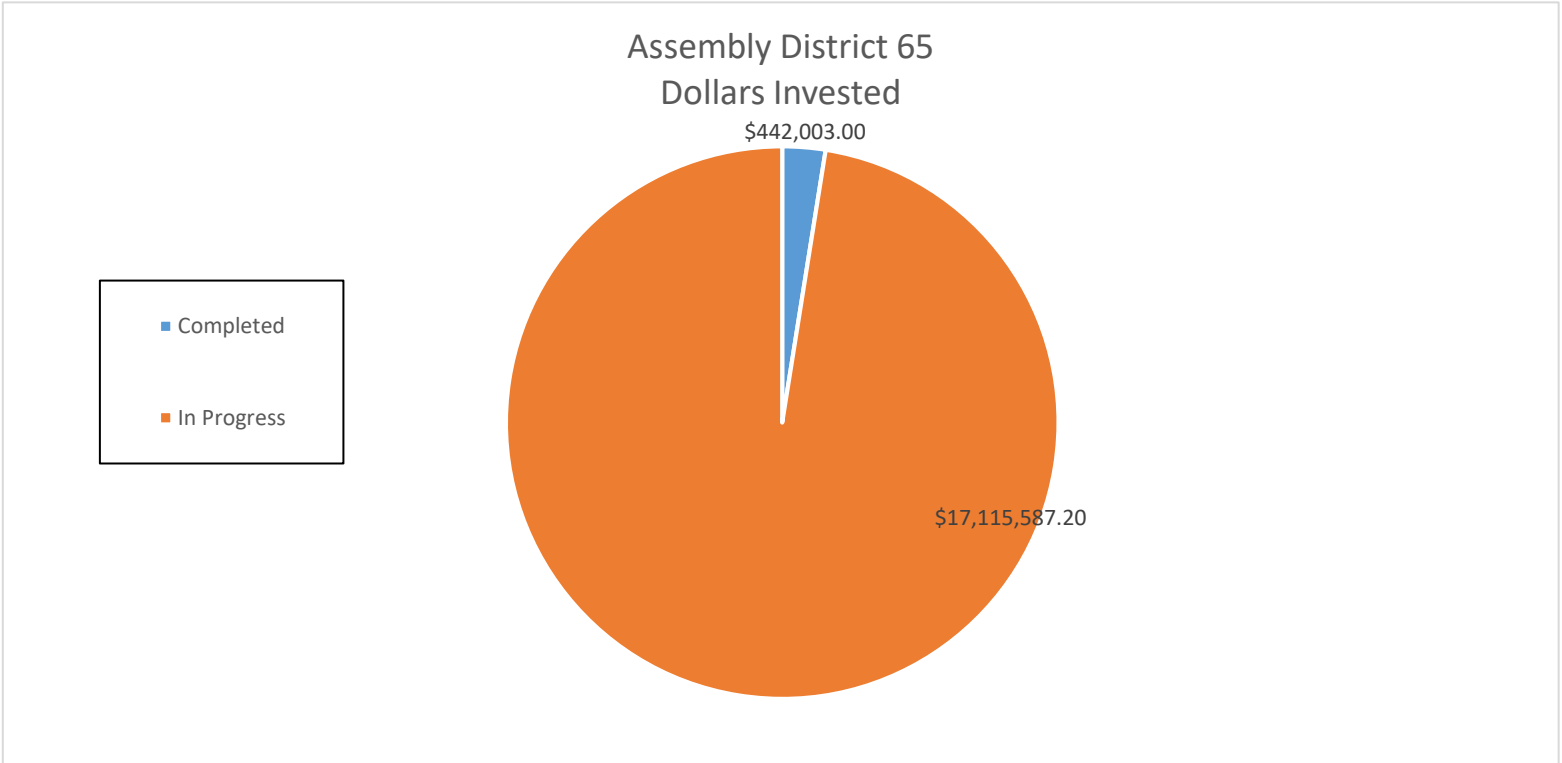
Assembly District 64
Dollars Invested



Assembly District 65

	Number of Sites	Dollars Invested	Annual Electric Savings (kWh)	Annual Dollar Savings	15 Year Electric Savings (kWh)	15 Year Dollar Savings
Completed	2	\$ 442,003.00	190,537	\$ 38,998.60	2,858,055	\$ 584,979.00
In Progress	80	\$17,115,587.20	6,154,775	\$ 1,131,027.98	92,321,625	\$ 16,965,419.70
Grand Total	82	\$17,557,590.20	6,345,312	\$ 1,170,026.58	95,179,680.00	\$ 17,550,398.70

DAC	22	\$ 2,957,055.76	1,807,054	\$ 320,646.32	27,105,810	\$ 4,809,694.80
-----	----	-----------------	-----------	---------------	------------	-----------------

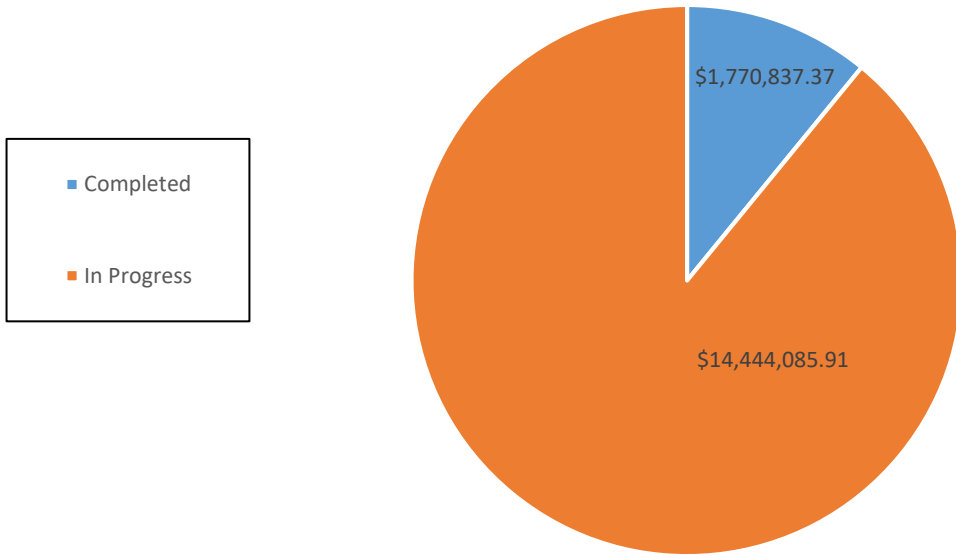


Assembly District 66

	Number of Sites	Dollars Invested	Annual Electric Savings (kWh)	Annual Dollar Savings	15 Year Electric Savings (kWh)	15 Year Dollar Savings
Completed	3	\$ 1,770,837.37	1,192,885	\$ 173,804.00	17,893,275	\$ 2,607,060.00
In Progress	38	\$14,444,085.91	4,409,507	\$ 741,663.68	66,142,605	\$ 11,124,955.20
Grand Total	41	\$16,214,923.28	5,602,392	\$ 915,467.68	84,035,880.00	\$ 13,732,015.20

DAC	1	\$ 1,955,792.00	547,976	\$ 81,167.00	8,219,640	\$ 1,217,505.00
------------	----------	------------------------	----------------	---------------------	------------------	------------------------

Assembly District 66
Dollars Invested

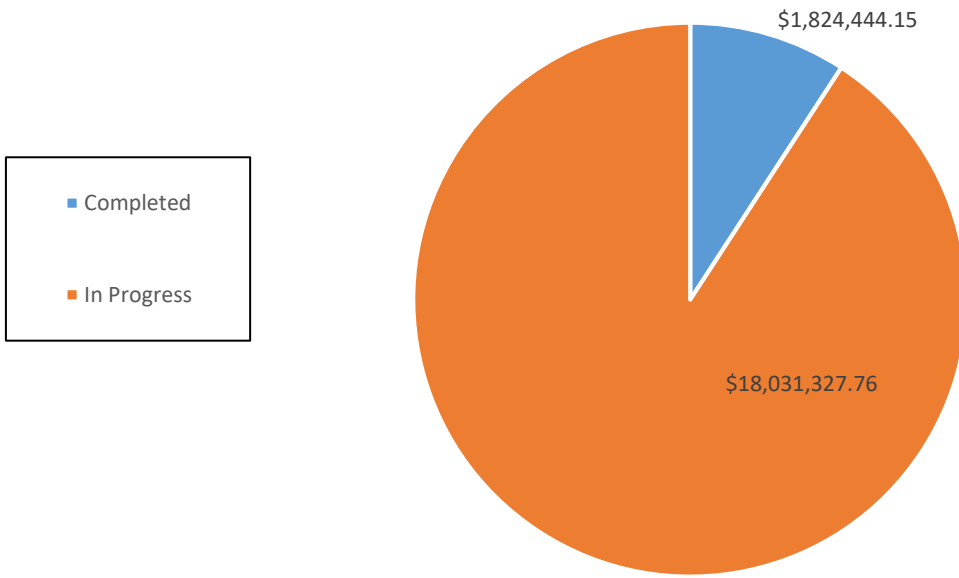


Assembly District 67

	Number of Sites	Dollars Invested	Annual Electric Savings (kWh)	Annual Dollar Savings	15 Year Electric Savings (kWh)	15 Year Dollar Savings
Completed	7	\$ 1,824,444.15	654,995	\$ 161,458.45	9,824,925	\$ 2,421,876.75
In Progress	81	\$18,031,327.76	6,030,359	\$ 1,315,696.27	90,455,385	\$ 19,735,444.05
Grand Total	88	\$19,855,771.91	6,685,354	\$ 1,477,154.72	100,280,310.00	\$ 22,157,320.80

DAC	6	\$ 2,289,021.00	871,141	\$ 183,203.31	13,067,115	\$ 2,748,049.65
------------	---	-----------------	---------	---------------	------------	-----------------

Assembly District 67
Dollars Invested

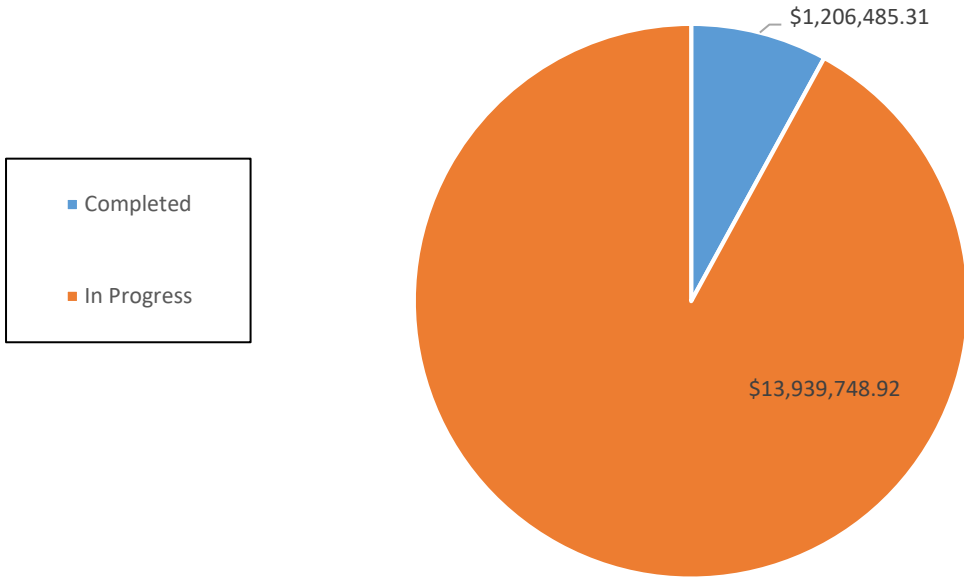


Assembly District 68

	Number of Sites	Dollars Invested	Annual Electric Savings (kWh)	Annual Dollar Savings	15 Year Electric Savings (kWh)	15 Year Dollar Savings
Completed	3	\$ 1,206,485.31	726,037	\$ 140,454.97	10,890,555	\$ 2,106,824.55
In Progress	59	\$13,939,748.92	4,609,491	\$ 937,830.80	69,142,365	\$ 14,067,462.00
Grand Total	62	\$15,146,234.23	5,335,528	\$ 1,078,285.77	80,032,920.00	\$ 16,174,286.55

DAC	2	\$ 211,932.68	55,312	\$ 13,214.69	829,680	\$ 198,220.35
------------	---	---------------	--------	--------------	---------	---------------

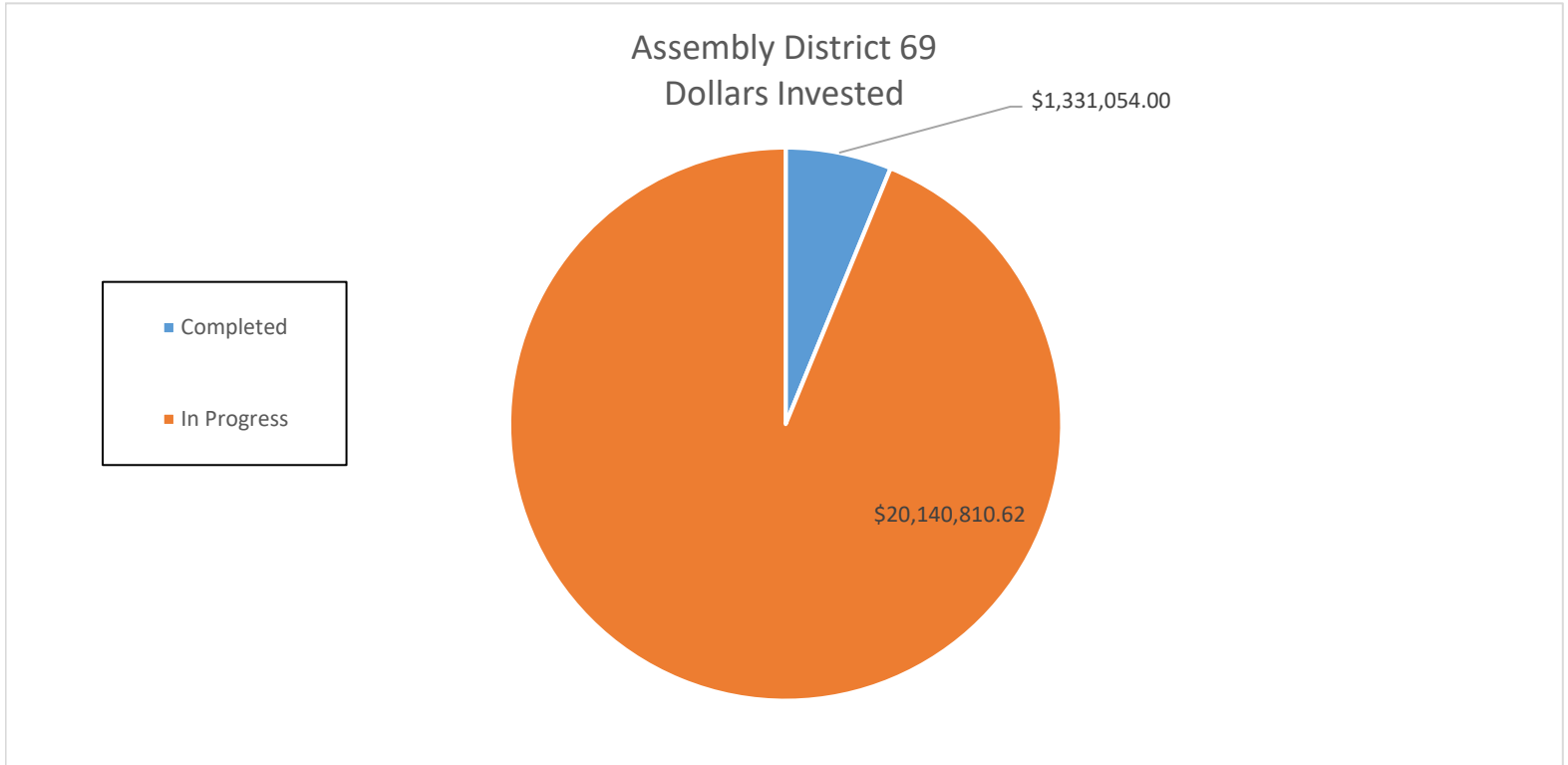
Assembly District 68
Dollars Invested



Assembly District 69

	Number of Sites	Dollars Invested	Annual Electric Savings (kWh)	Annual Dollar Savings	15 Year Electric Savings (kWh)	15 Year Dollar Savings
Completed	4	\$ 1,331,054.00	983,826	\$ 169,164.00	14,757,390	\$ 2,537,460.00
In Progress	109	\$20,140,810.62	7,477,077	\$ 1,369,769.85	112,156,155	\$ 20,546,547.75
Grand Total	113	\$21,471,864.62	8,460,903	\$ 1,538,933.85	126,913,545.00	\$ 23,084,007.75

DAC	52	\$ 8,046,779.56	4,129,880	\$ 750,254.09	61,948,200	\$11,253,811.35
------------	----	-----------------	-----------	---------------	------------	-----------------



Assembly District 70

	Number of Sites	Dollars Invested	Annual Electric Savings (kWh)	Annual Dollar Savings	15 Year Electric Savings (kWh)	15 Year Dollar Savings
In Progress	130	\$13,655,923.43	3,804,150	\$ 673,349.67	57,062,250	\$ 10,100,245.05
Grand Total	130	\$13,655,923.43	3,804,150	\$ 673,349.67	57,062,250	\$ 10,100,245.05

DAC	50	\$ 8,359,944.25	2,015,502	\$ 359,496.83	30,232,530	\$ 5,392,452.45
------------	----	-----------------	-----------	---------------	------------	-----------------

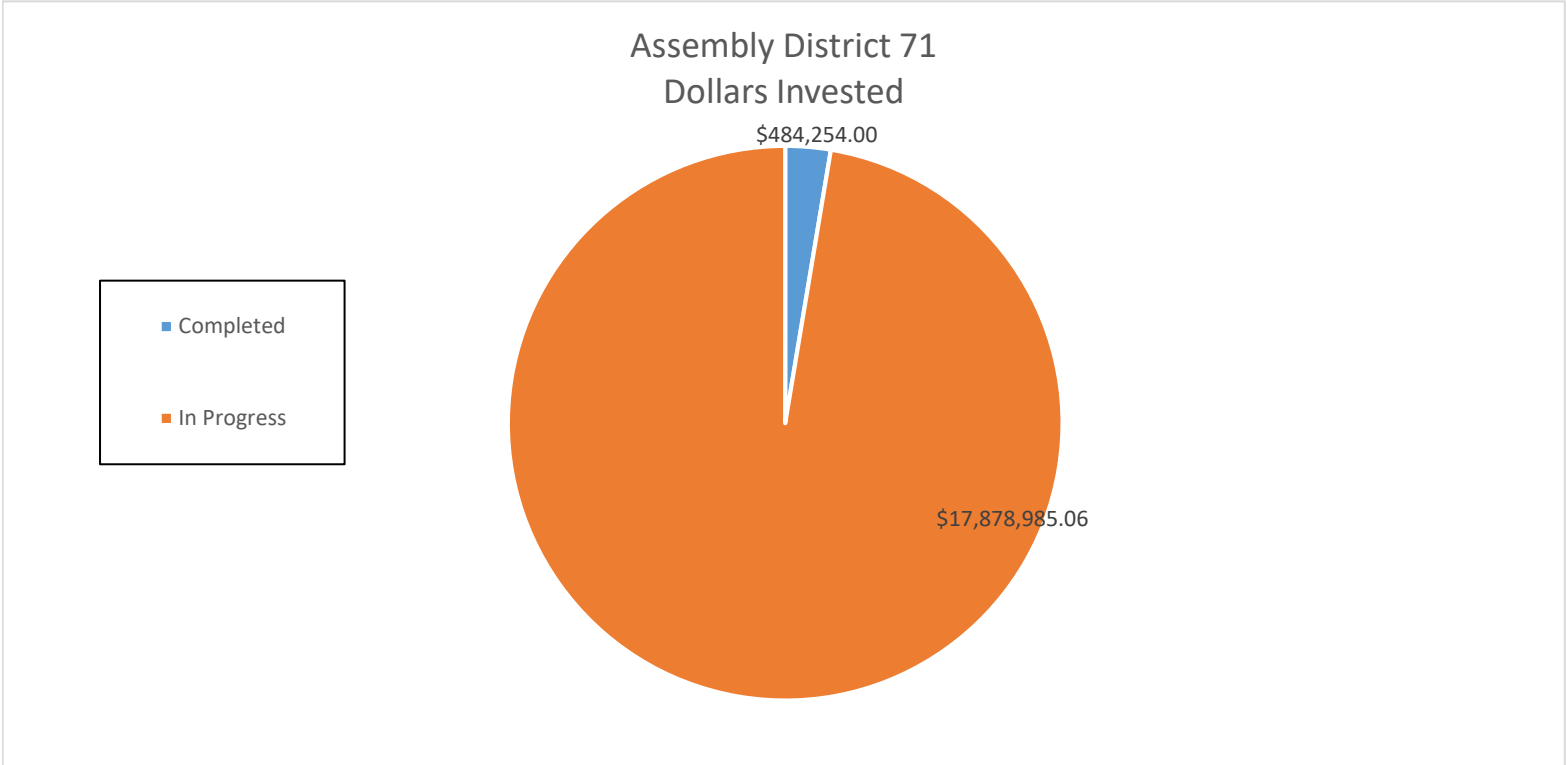
Assembly District 70
Dollars Invested



Assembly District 71

	Number of Sites	Dollars Invested	Annual Electric Savings (kWh)	Annual Dollar Savings	15 Year Electric Savings (kWh)	15 Year Dollar Savings
Completed	3	\$ 484,254.00	110,115	\$ 34,829.60	1,651,725	\$ 522,444.00
In Progress	96	\$17,878,985.06	7,704,346	\$ 1,818,816.45	115,565,190	\$ 27,282,246.75
Grand Total	99	\$18,363,239.06	7,814,461	\$ 1,853,646.05	117,216,915.00	\$ 27,804,690.75

DAC	2	\$ 23,656.00	77,965	\$ 25,779.00	1,169,475	\$ 386,685.00
------------	---	--------------	--------	--------------	-----------	---------------

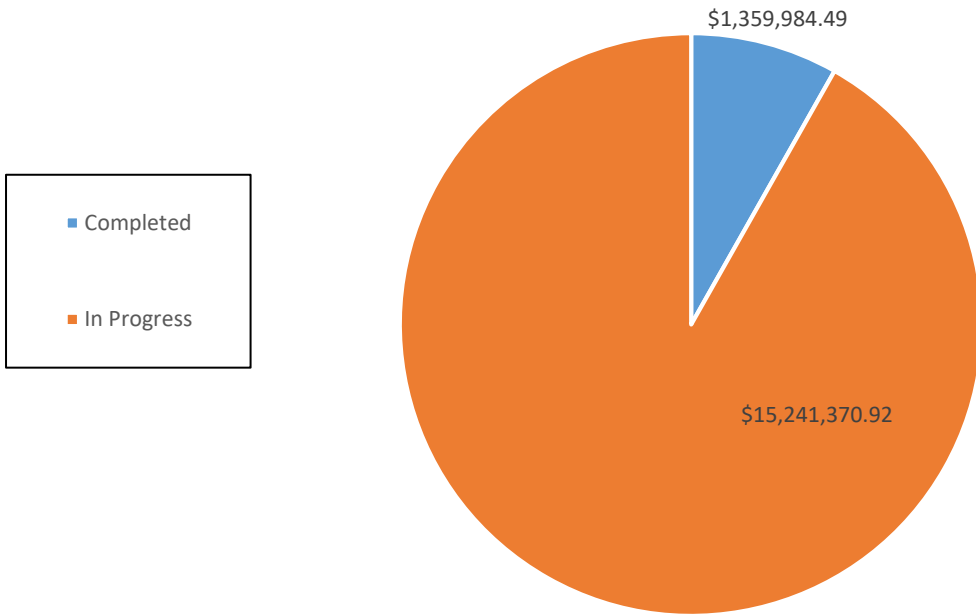


Assembly District 72

	Number of Sites	Dollars Invested	Annual Electric Savings (kWh)	Annual Dollar Savings	15 Year Electric Savings (kWh)	15 Year Dollar Savings
Completed	8	\$ 1,359,984.49	657,225	\$ 101,927.07	9,858,375	\$ 1,528,906.05
In Progress	39	\$15,241,370.92	5,167,260	\$ 901,079.65	77,508,900	\$ 13,516,194.75
Grand Total	47	\$16,601,355.41	5,824,485	\$ 1,003,006.72	87,367,275.00	\$ 15,045,100.80

DAC	8	\$ 1,781,298.48	742,332	\$ 101,350.42	11,134,980	\$ 1,520,256.30
------------	---	-----------------	---------	---------------	------------	-----------------

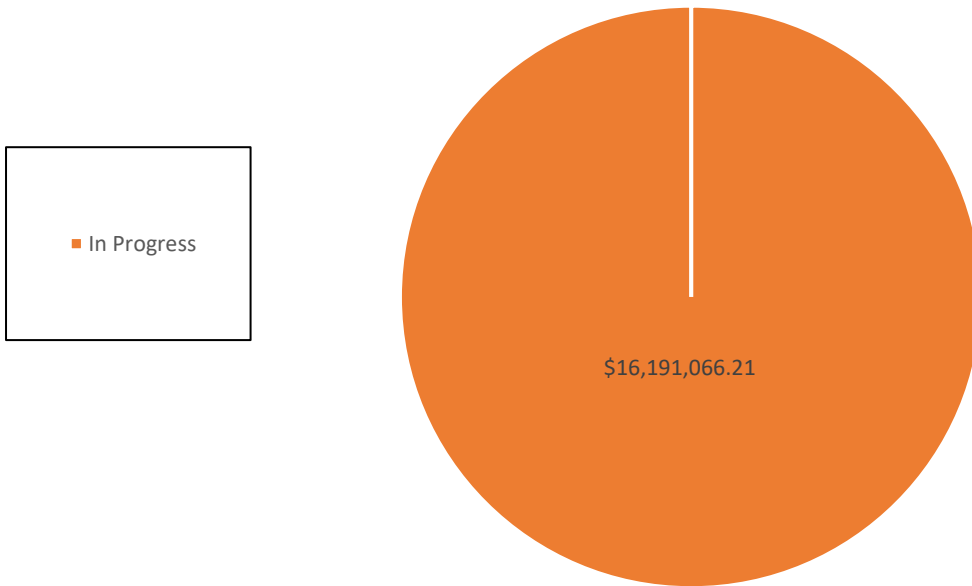
Assembly District 72
Dollars Invested



Assembly District 73

	Number of Sites	Dollars Invested	Annual Electric Savings (kWh)	Annual Dollar Savings	15 Year Electric Savings (kWh)	15 Year Dollar Savings
In Progress	52	\$16,191,066.21	8,098,622	\$ 1,704,358.04	121,479,330	\$ 25,565,370.60
Grand Total	52	\$16,191,066.21	8,098,622	\$ 1,704,358.04	121,479,330	\$ 25,565,370.60

Assembly District 73
Dollars Invested

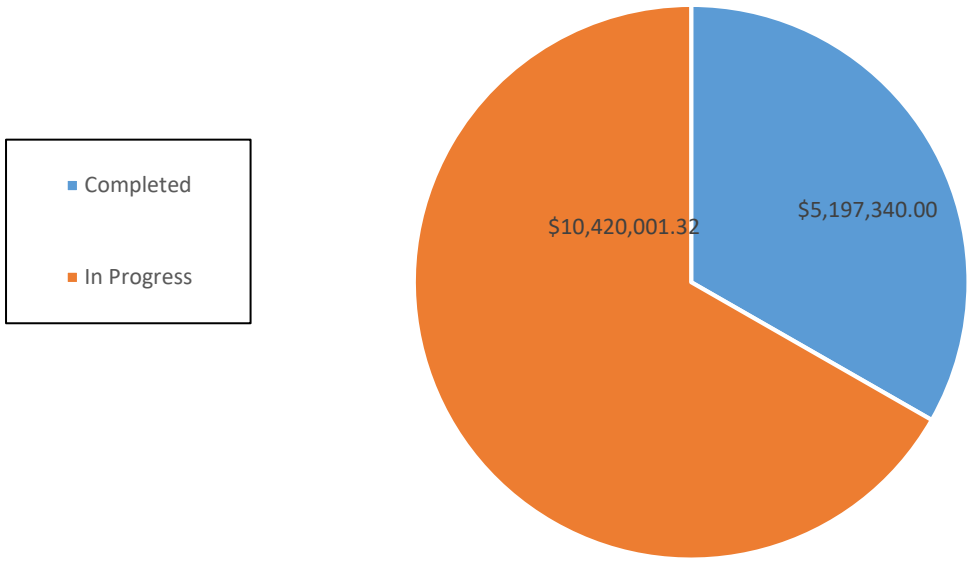


Assembly District 74

	Number of Sites	Dollars Invested	Annual Electric Savings (kWh)	Annual Dollar Savings	15 Year Electric Savings (kWh)	15 Year Dollar Savings
Completed	26	\$ 5,197,340.00	2,281,904	\$ 362,639.10	34,228,560	\$ 5,439,586.50
In Progress	21	\$10,420,001.32	4,232,864	\$ 693,153.17	63,492,960	\$ 10,397,297.55
Grand Total	47	\$15,617,341.32	6,514,768	\$ 1,055,792.27	97,721,520.00	\$ 15,836,884.05

DAC	1	\$ 117,104.00	51,984	\$ 10,197.00	779,760	\$ 152,955.00
------------	---	---------------	--------	--------------	---------	---------------

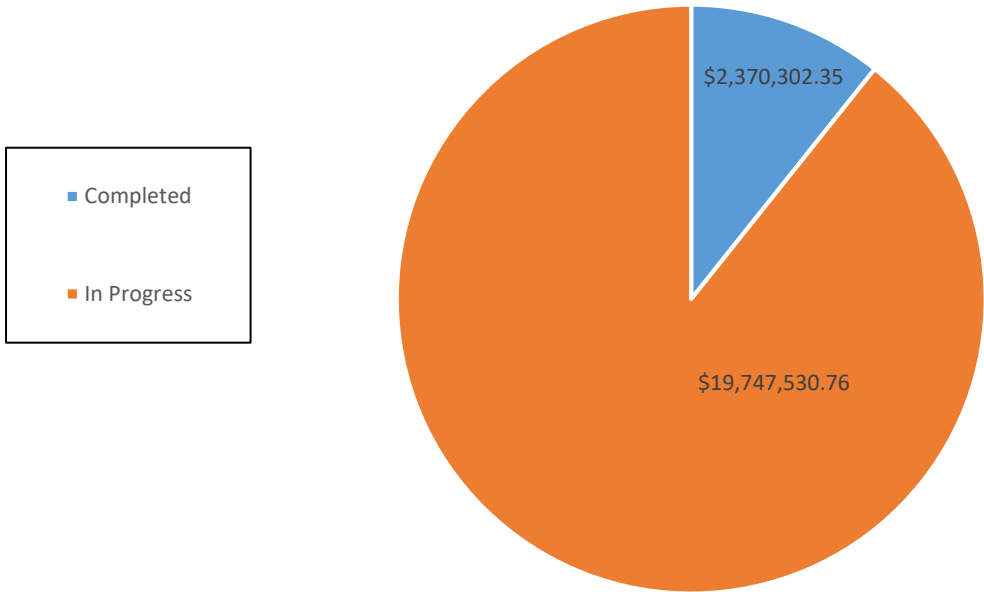
Assembly District 74
Dollars Invested



Assembly District 75

	Number of Sites	Dollars Invested	Annual Electric Savings (kWh)	Annual Dollar Savings	15 Year Electric Savings (kWh)	15 Year Dollar Savings
Completed	14	\$ 2,370,302.35	883,131	\$ 279,643.47	13,246,965	\$ 4,194,652.05
In Progress	89	\$19,747,530.76	7,018,020	\$ 1,692,534.29	105,270,300	\$ 25,388,014.35
Grand Total	103	\$22,117,833.11	7,901,151	\$ 1,972,177.76	118,517,265.00	\$ 29,582,666.40

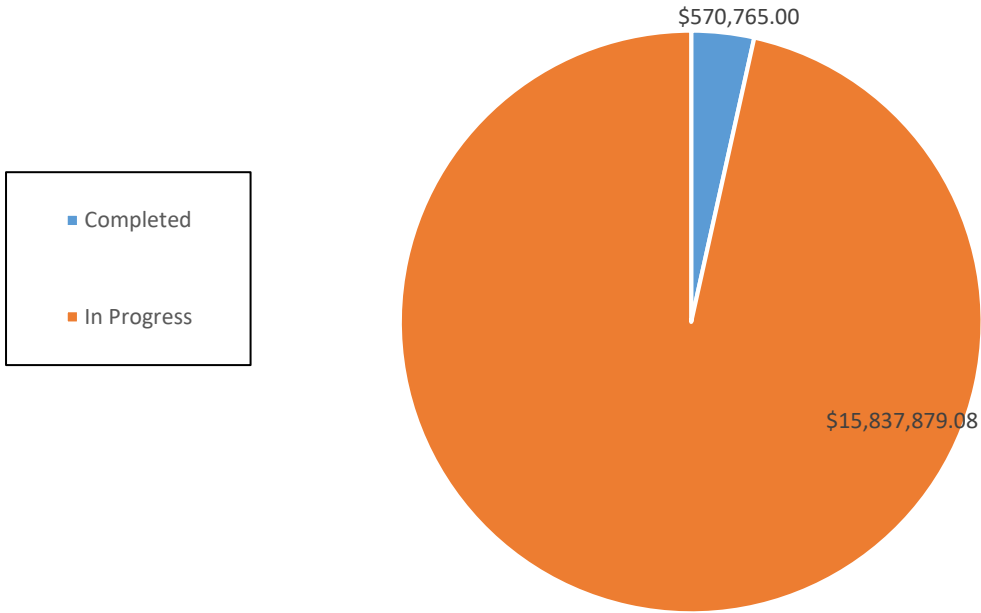
Assembly District 75
Dollars Invested



Assembly District 76

	Number of Sites	Dollars Invested	Annual Electric Savings (kWh)	Annual Dollar Savings	15 Year Electric Savings (kWh)	15 Year Dollar Savings
Completed	3	\$ 570,765.00	187,354	\$ 41,699.00	2,810,310	\$ 625,485.00
In Progress	57	\$15,837,879.08	4,199,658	\$ 1,083,840.16	62,994,870	\$ 16,257,602.40
Grand Total	60	\$16,408,644.08	4,387,012	\$ 1,125,539.16	65,805,180.00	\$ 16,883,087.40

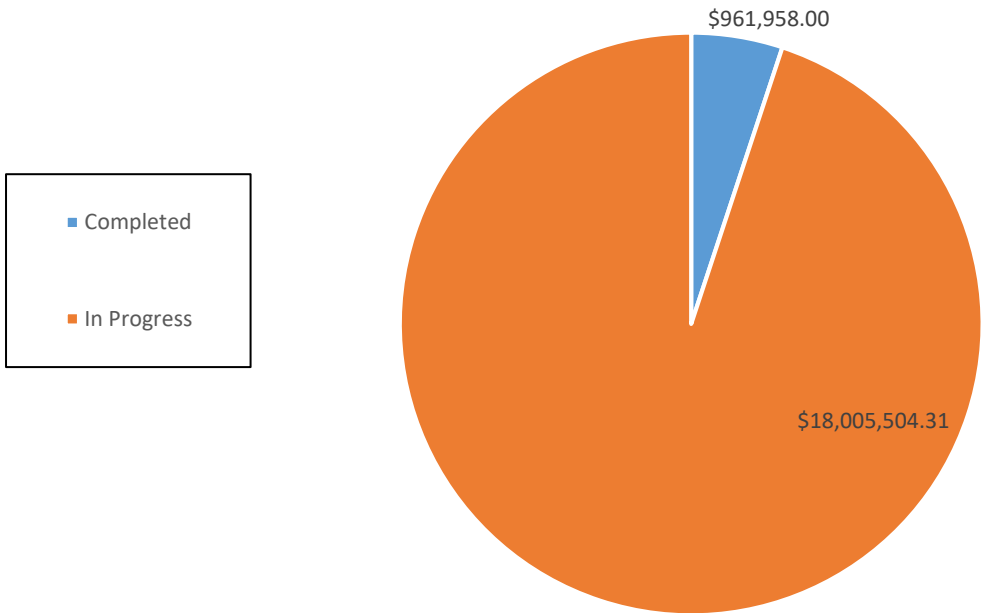
Assembly District 76
Dollars Invested



Assembly District 77

	Number of Sites	Dollars Invested	Annual Electric Savings (kWh)	Annual Dollar Savings	15 Year Electric Savings (kWh)	15 Year Dollar Savings
Completed	7	\$ 961,958.00	233,714	\$ 65,332.47	3,505,710	\$ 979,987.05
In Progress	87	\$18,005,504.31	6,689,650	\$ 1,400,945.90	100,344,750	\$ 21,014,188.50
Grand Total	94	\$18,967,462.31	6,923,364	\$ 1,466,278.37	103,850,460.00	\$ 21,994,175.55

Assembly District 77
Dollars Invested

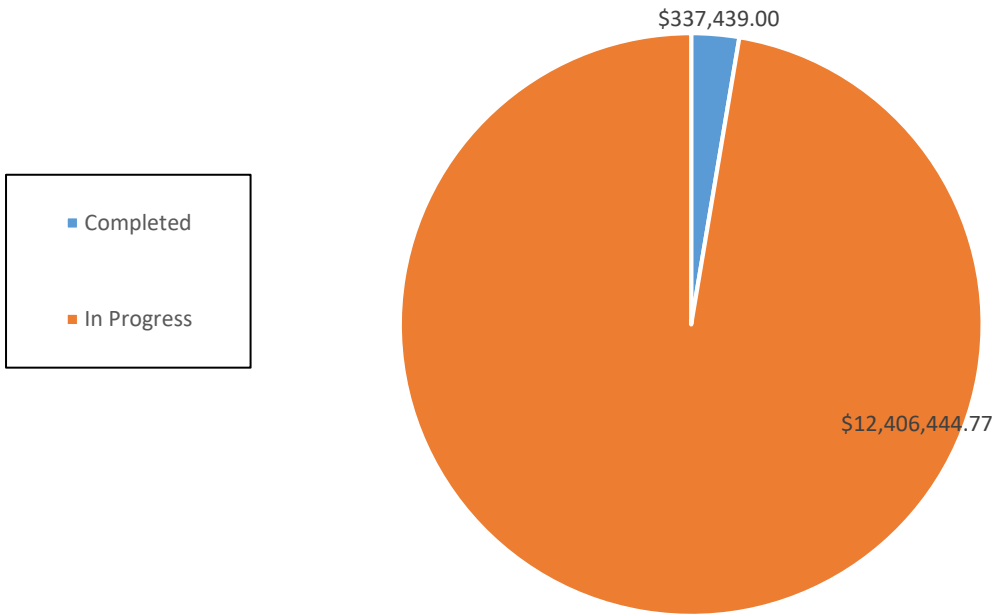


Assembly District 78

	Number of Sites	Dollars Invested	Annual Electric Savings (kWh)	Annual Dollar Savings	15 Year Electric Savings (kWh)	15 Year Dollar Savings
Completed	3	\$ 337,439.00	277,574	\$ 31,479.06	4,163,610	\$ 472,185.90
In Progress	60	\$12,406,444.77	4,254,564	\$ 983,501.11	63,818,460	\$ 14,752,516.65
Grand Total	63	\$12,743,883.77	4,532,138	\$ 1,014,980.17	67,982,070.00	\$ 15,224,702.55

DAC	7	\$ 874,438.50	365,023	\$ 86,281.87	5,475,345	\$ 1,294,228.05
------------	---	---------------	---------	--------------	-----------	-----------------

Assembly District 78
Dollars Invested

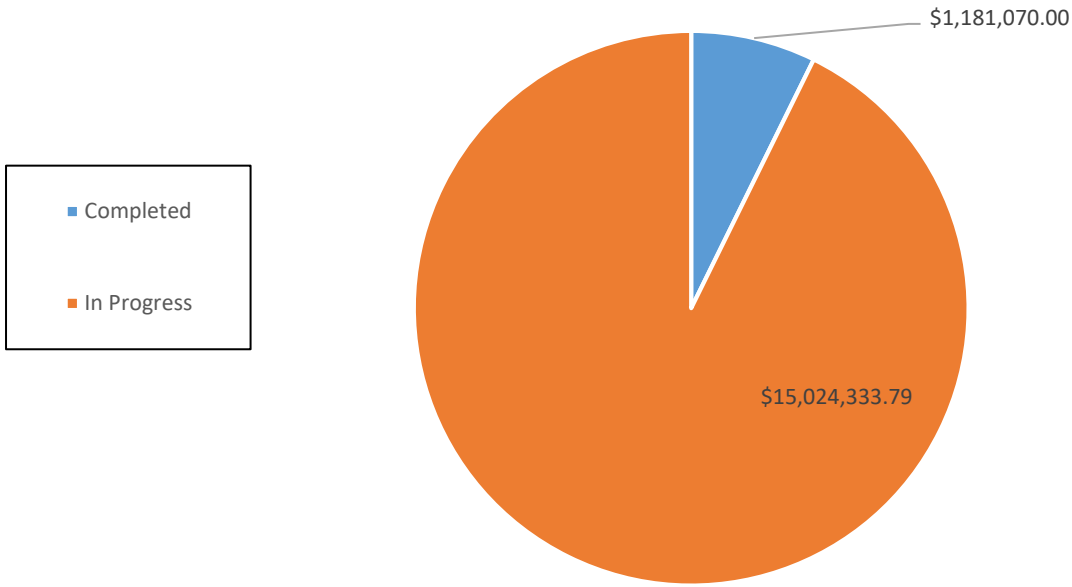


Assembly District 79

	Number of Sites	Dollars Invested	Annual Electric Savings (kWh)	Annual Dollar Savings	15 Year Electric Savings (kWh)	15 Year Dollar Savings
Completed	6	\$ 1,181,070.00	524,643	\$ 124,984.10	7,869,645	\$ 1,874,761.50
In Progress	59	\$15,024,333.79	5,650,365	\$ 1,452,699.59	84,755,475	\$ 21,790,493.85
Grand Total	65	\$16,205,403.79	6,175,008	\$ 1,577,683.69	92,625,120.00	\$ 23,665,255.35

DAC	5	\$ 2,188,141.26	855,226	\$ 215,493.75	12,828,390	\$ 3,232,406.25
------------	---	-----------------	---------	---------------	------------	-----------------

Assembly District 79
Dollars Invested

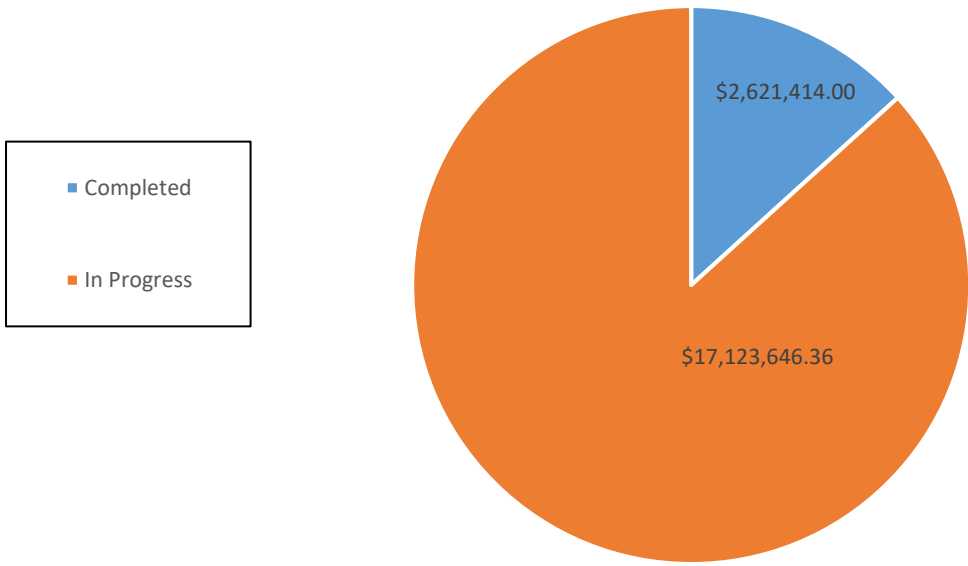


Assembly District 80

	Number of Sites	Dollars Invested	Annual Electric Savings (kWh)	Annual Dollar Savings	15 Year Electric Savings (kWh)	15 Year Dollar Savings
Completed	13	\$ 2,621,414.00	748,363	\$ 190,795.10	11,225,445	\$ 2,861,926.50
In Progress	71	\$17,123,646.36	6,248,459	\$ 1,545,383.09	93,726,885	\$ 23,180,746.35
Grand Total	84	\$19,745,060.36	6,996,822	\$ 1,736,178.19	104,952,330.00	\$ 26,042,672.85

DAC	24	\$ 4,791,945.60	1,798,695	\$ 430,412.13	26,980,425	\$ 6,456,181.95
------------	----	-----------------	-----------	---------------	------------	-----------------

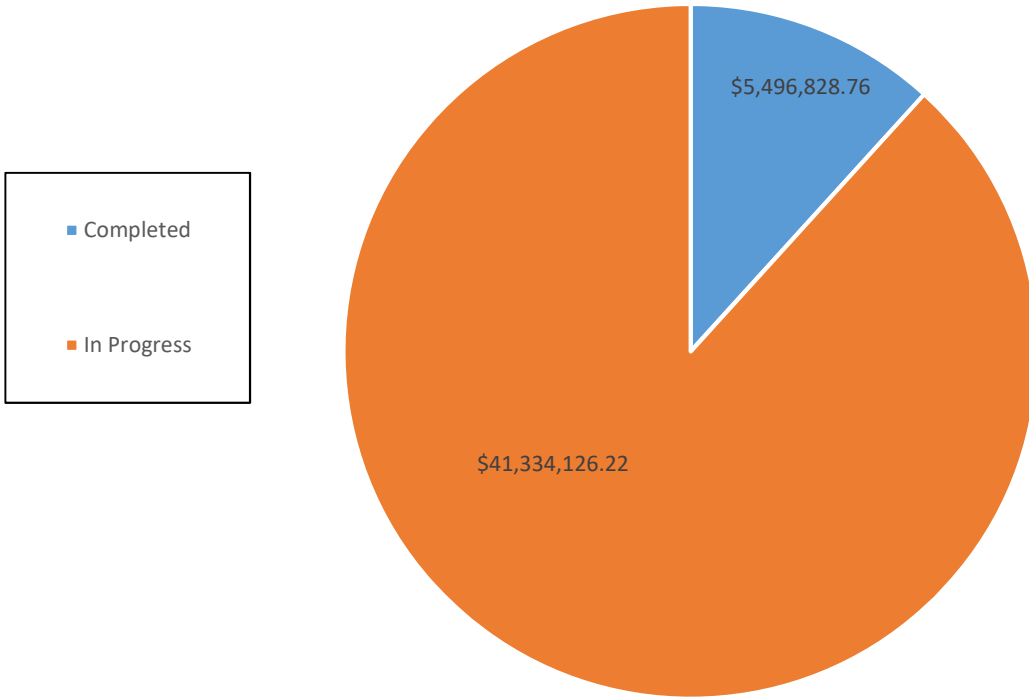
Assembly District 80
Dollars Invested



Senate District 1

	Number of Sites	Dollars Invested	Annual Electric Savings (kWh)	Annual Dollar Savings	15 Year Electric Savings (kWh)	15 Year Dollar Savings
Completed	34	\$ 5,496,828.76	2,340,024	\$ 452,656.30	35,100,360	\$ 6,789,844.50
In Progress	313	\$ 41,334,126.22	17,144,995	\$ 3,125,362.79	257,174,925	\$ 46,880,441.85
Grand Total	347	\$ 46,830,954.98	19,485,019	\$ 3,578,019.09	292,275,285.00	\$ 53,670,286.35

Senate District 1
Dollars Invested

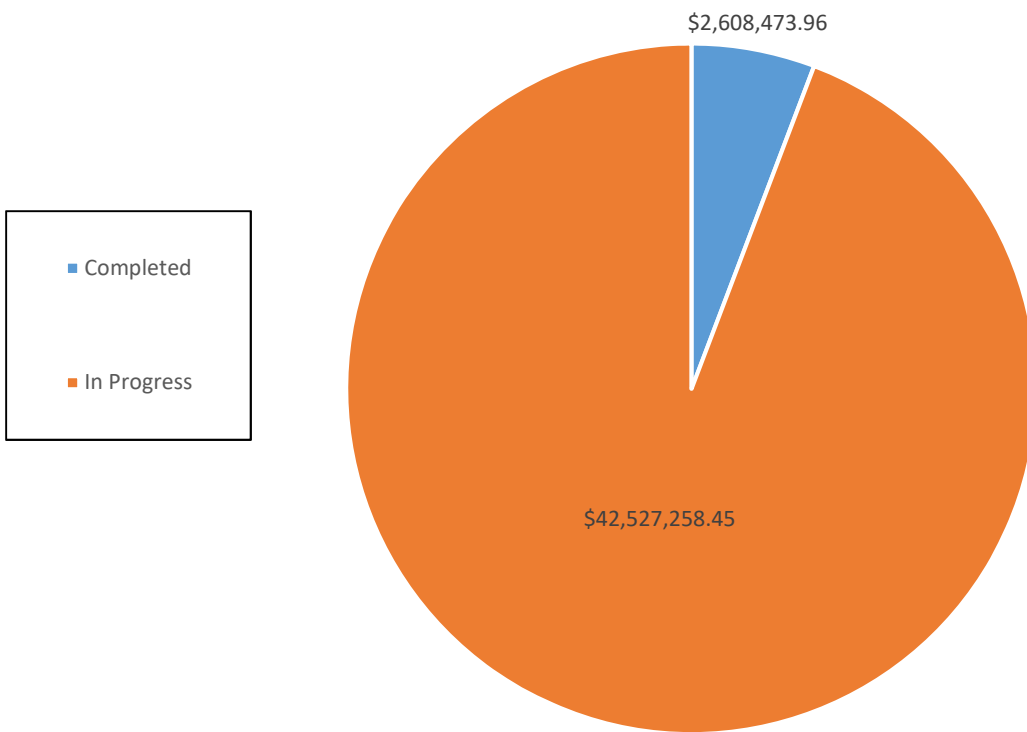


Senate District 2

	Number of Sites	Dollars Invested	Annual Electric Savings (kWh)	Annual Dollar Savings	15 Year Electric Savings (kWh)	15 Year Dollar Savings
Completed	23	\$ 2,608,473.96	946,540	\$ 176,297.66	14,198,100	\$ 2,644,464.90
In Progress	331	\$ 42,527,258.45	15,139,141	\$ 3,199,382.46	227,087,115	\$ 47,990,736.90
Grand Total	354	\$ 45,135,732.41	16,085,681	\$ 3,375,680.12	241,285,215.00	\$ 50,635,201.80

DAC	2	\$ 202,769.00	136,049	\$ 7,985.25	2,040,735	\$ 119,778.75
-----	---	---------------	---------	-------------	-----------	---------------

Senate District 2
Dollars Invested

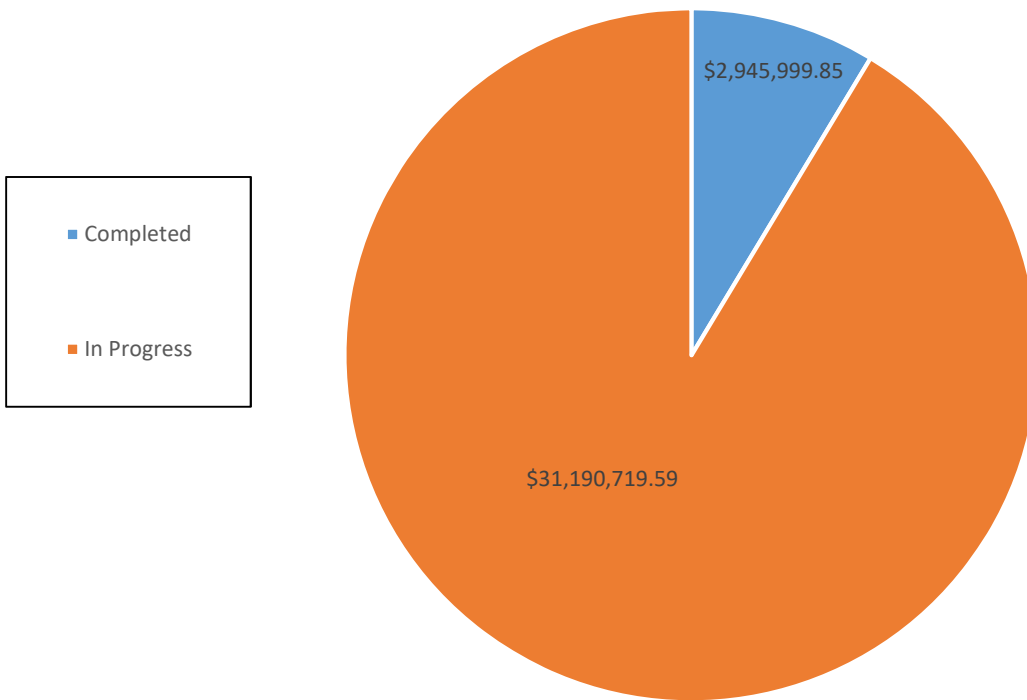


Senate District 3

	Number of Sites	Dollars Invested	Annual Electric Savings (kWh)	Annual Dollar Savings	15 Year Electric Savings (kWh)	15 Year Dollar Savings
Completed	8	\$ 2,945,999.85	1,263,292	\$ 256,418.72	18,949,380	\$ 3,846,280.80
In Progress	166	\$ 31,190,719.59	11,569,349	\$ 2,512,313.70	173,540,235	\$ 37,684,705.50
Grand Total	174	\$ 34,136,719.44	12,832,641	\$ 2,768,732.42	192,489,615.00	\$ 41,530,986.30

DAC	4	\$ 308,157.72	88,049	\$ 18,354.59	1,320,735	\$ 275,318.85
-----	---	---------------	--------	--------------	-----------	---------------

Senate District 3
Dollars Invested

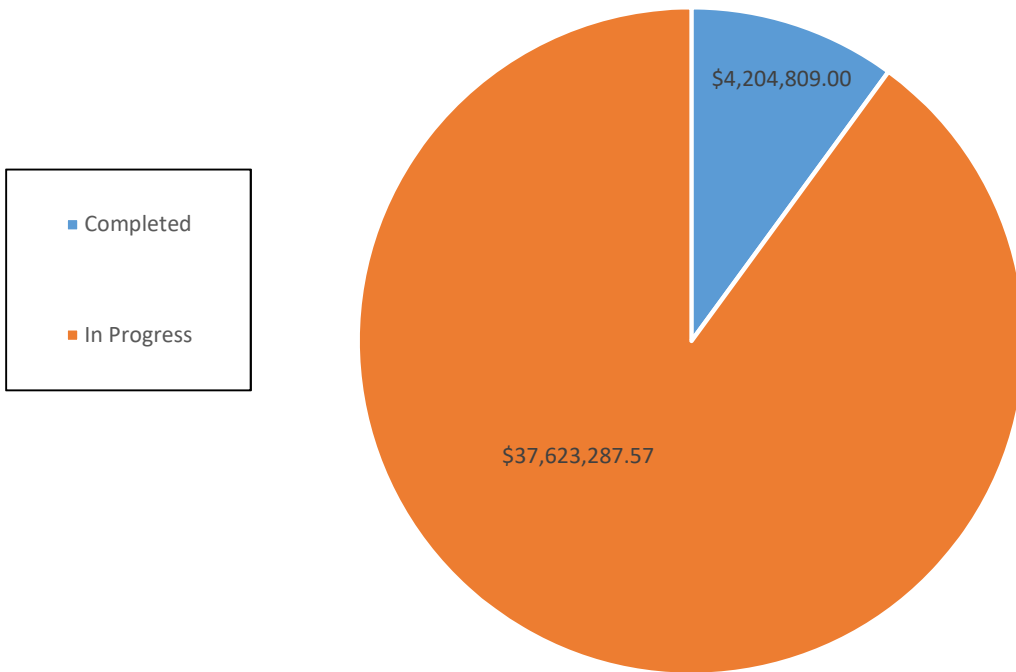


Senate District 4

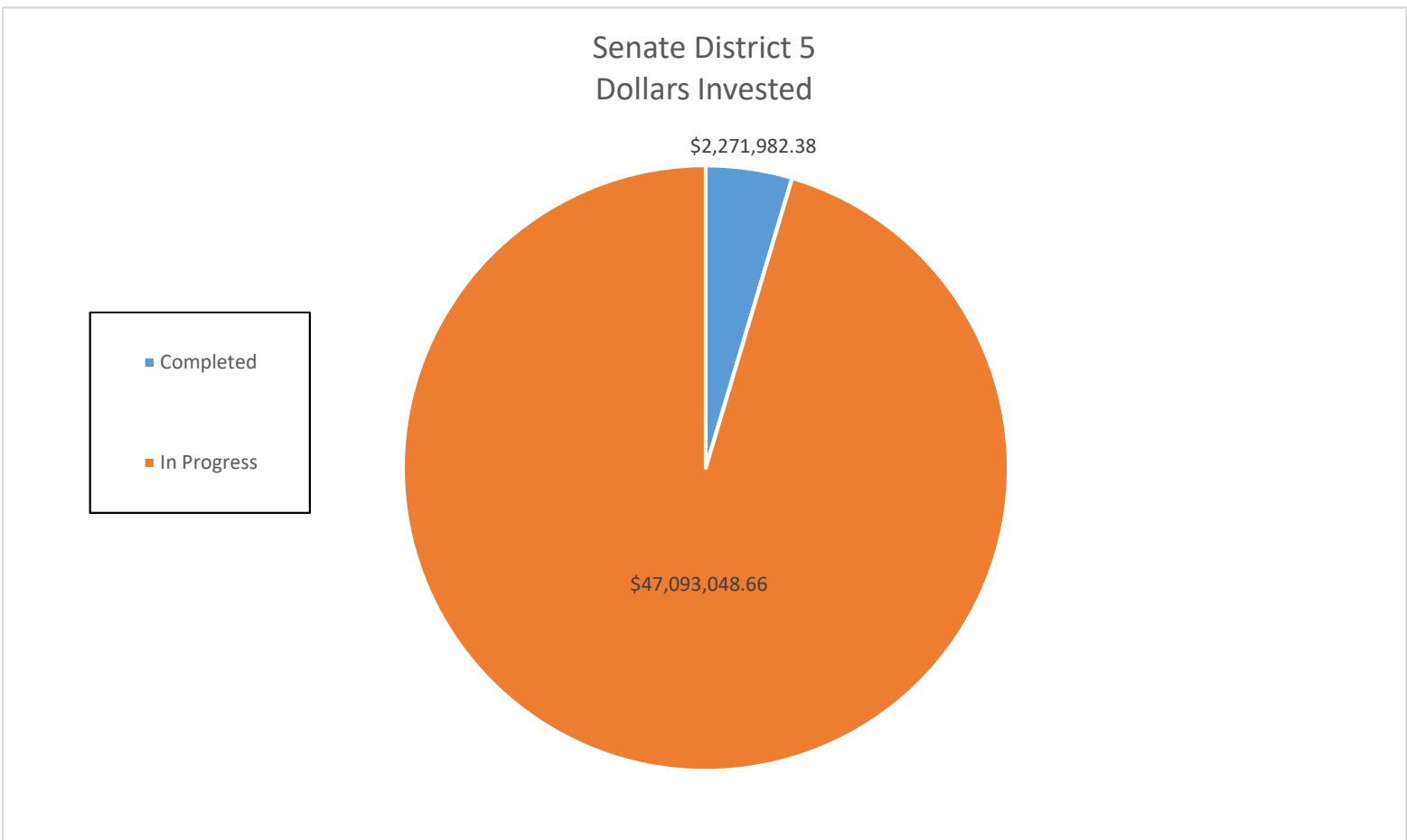
	Number of Sites	Dollars Invested	Annual Electric Savings (kWh)	Annual Dollar Savings	15 Year Electric Savings (kWh)	15 Year Dollar Savings
Completed	26	\$ 4,204,809.00	1,556,396	\$ 311,108.14	23,345,940	\$ 4,666,622.10
In Progress	301	\$ 37,623,287.57	15,761,513	\$ 2,849,033.33	236,422,695	\$ 42,735,499.95
Grand Total	327	\$ 41,828,096.57	17,317,909	\$ 3,160,141.47	259,768,635.00	\$ 47,402,122.05

DAC	13	\$ 1,738,007.10	607,760	\$ 121,302.66	9,116,400	\$ 1,819,539.90
-----	----	-----------------	---------	---------------	-----------	-----------------

Senate District 4
Dollars Invested



Senate District 5						
	Number of Sites	Dollars Invested	Annual Electric Savings (kWh)	Annual Dollar Savings	15 Year Electric Savings (kWh)	15 Year Dollar Savings
Completed	7	\$ 2,271,982.38	702,585	\$ 128,503.48	10,538,775	\$ 1,927,552.20
In Progress	264	\$ 47,093,048.66	19,486,815	\$ 3,240,151.29	292,302,225	\$ 48,602,269.35
Grand Total	271	\$ 49,365,031.04	20,189,400	\$ 3,368,654.77	302,841,000.00	\$ 50,529,821.55
DAC	159	\$ 27,554,655.93	10,179,262	\$ 1,754,949.47	152,688,930	\$ 26,324,242.05

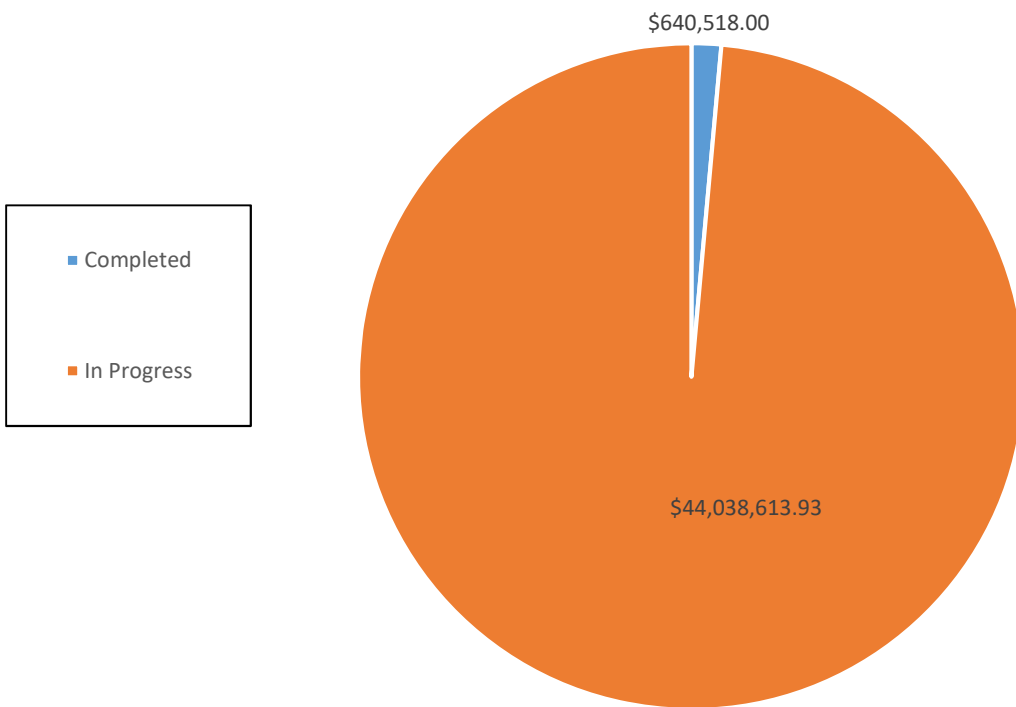


Senate District 6

	Number of Sites	Dollars Invested	Annual Electric Savings (kWh)	Annual Dollar Savings	15 Year Electric Savings (kWh)	15 Year Dollar Savings
Completed	4	\$ 640,518.00	197,470	\$ 28,396.49	2,962,050	\$ 425,947.35
In Progress	141	\$ 44,038,613.93	15,823,231	\$ 2,237,801.95	237,348,465	\$ 33,567,029.25
Grand Total	145	\$ 44,679,131.93	16,020,701	\$ 2,266,198.44	240,310,515.00	\$ 33,992,976.60

DAC	39	\$ 13,000,853.22	3,853,407	\$ 555,926.78	57,801,105	\$ 8,338,901.70
-----	----	------------------	-----------	---------------	------------	-----------------

Senate District 6
Dollars Invested

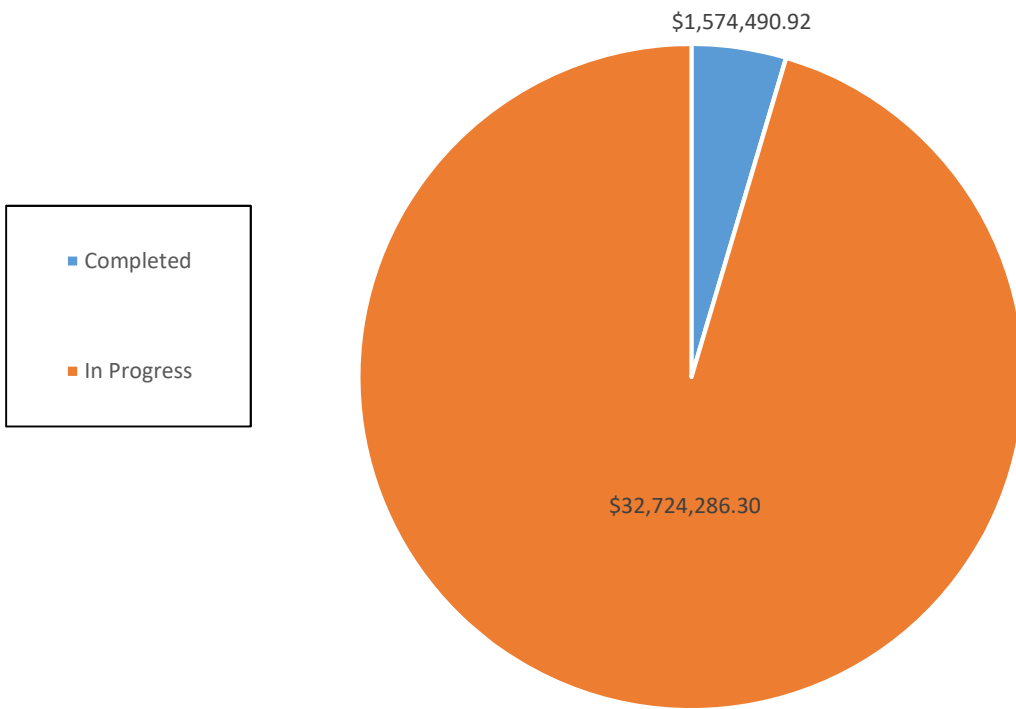


Senate District 7

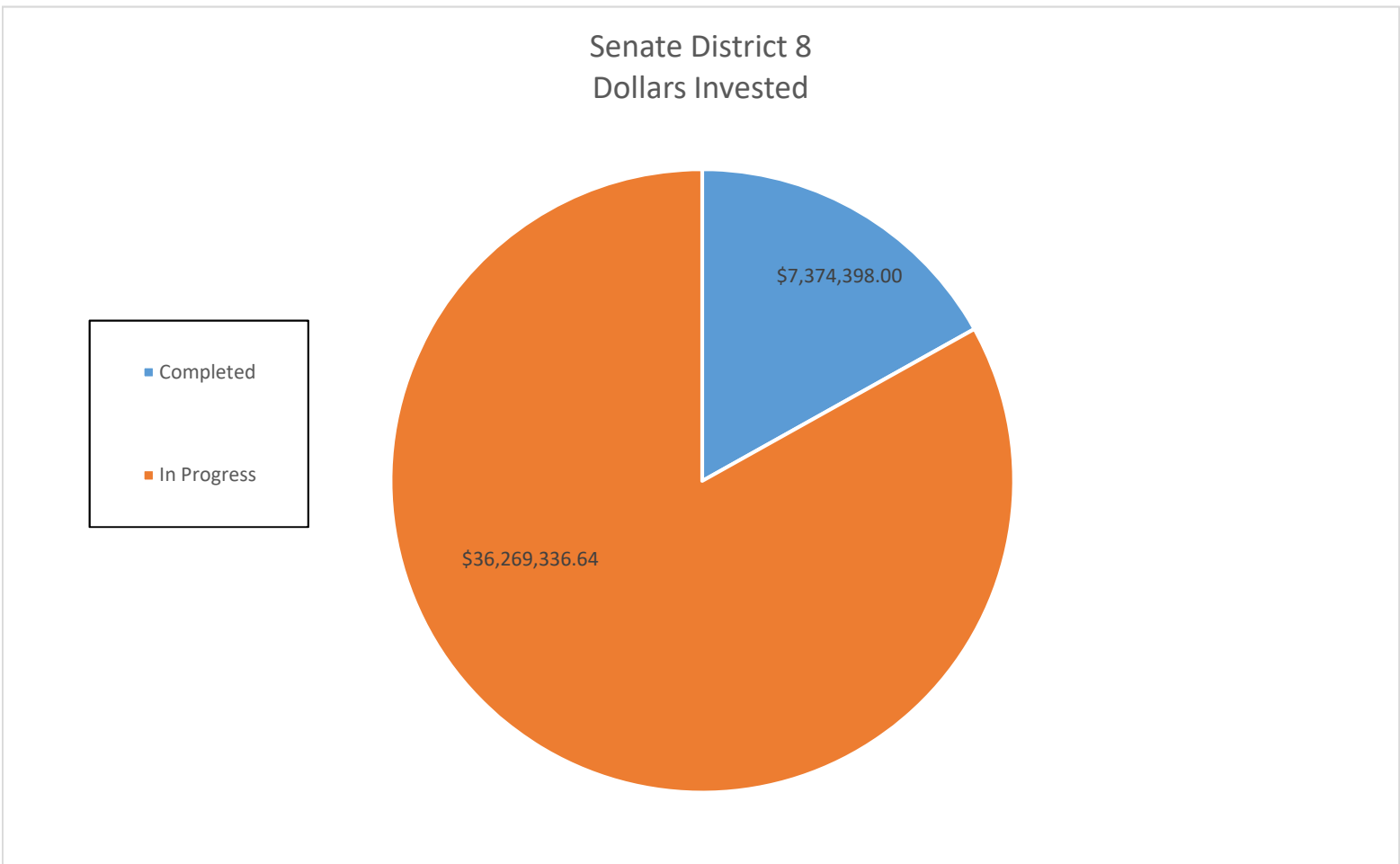
	Number of Sites	Dollars Invested	Annual Electric Savings (kWh)	Annual Dollar Savings	15 Year Electric Savings (kWh)	15 Year Dollar Savings
Completed	22	\$ 1,574,490.92	797,421	\$ 129,543.65	11,961,315	\$ 1,943,154.75
In Progress	210	\$ 32,724,286.30	8,910,961	\$ 1,784,801.19	133,664,415	\$ 26,772,017.85
Grand Total	232	\$ 34,298,777.22	9,708,382	\$ 1,914,344.84	145,625,730.00	\$ 28,715,172.60

DAC	12	\$ 3,003,657.12	662,918	\$ 118,463.09	9,943,770	\$ 1,776,946.35
------------	-----------	------------------------	----------------	----------------------	------------------	------------------------

Senate District 7
Dollars Invested



Senate District 8						
	Number of Sites	Dollars Invested	Annual Electric Savings (kWh)	Annual Dollar Savings	15 Year Electric Savings (kWh)	15 Year Dollar Savings
Completed	39	\$ 7,374,398.00	2,202,241	\$ 440,799.03	33,033,615	\$ 6,611,985.45
In Progress	204	\$ 36,269,336.64	14,862,898	\$ 2,665,248.68	222,943,470	\$ 39,978,730.20
Grand Total	243	\$ 43,643,734.64	17,065,139	\$ 3,106,047.71	255,977,085.00	\$ 46,590,715.65
DAC	55	\$ 10,553,163.11	3,975,919	\$ 768,217.33	59,638,785	\$11,523,259.95

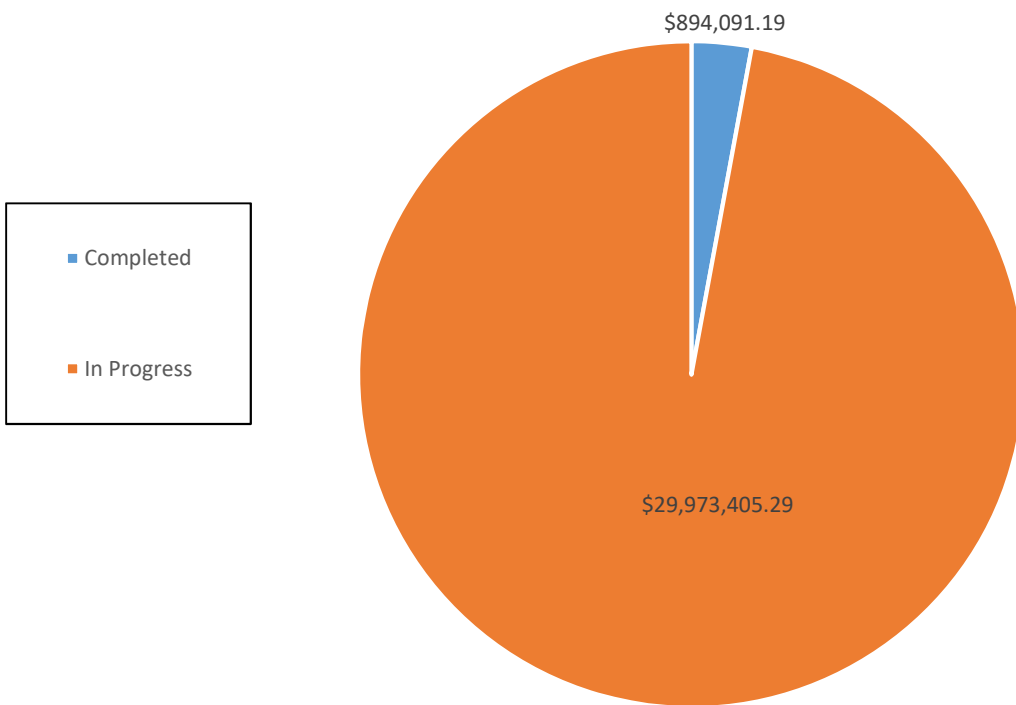


Senate District 9

	Number of Sites	Dollars Invested	Annual Electric Savings (kWh)	Annual Dollar Savings	15 Year Electric Savings (kWh)	15 Year Dollar Savings
Completed	6	\$ 894,091.19	377,975	\$ 77,046.87	5,669,625	\$ 1,155,703.05
In Progress	136	\$ 29,973,405.29	10,955,599	\$ 2,079,137.52	164,333,985	\$ 31,187,062.80
Grand Total	142	\$ 30,867,496.48	11,333,574	\$ 2,156,184.39	170,003,610.00	\$ 32,342,765.85

DAC	34	\$ 9,396,266.40	3,289,018	\$ 615,286.58	49,335,270	\$ 9,229,298.70
-----	----	-----------------	-----------	---------------	------------	-----------------

Senate District 9
Dollars Invested

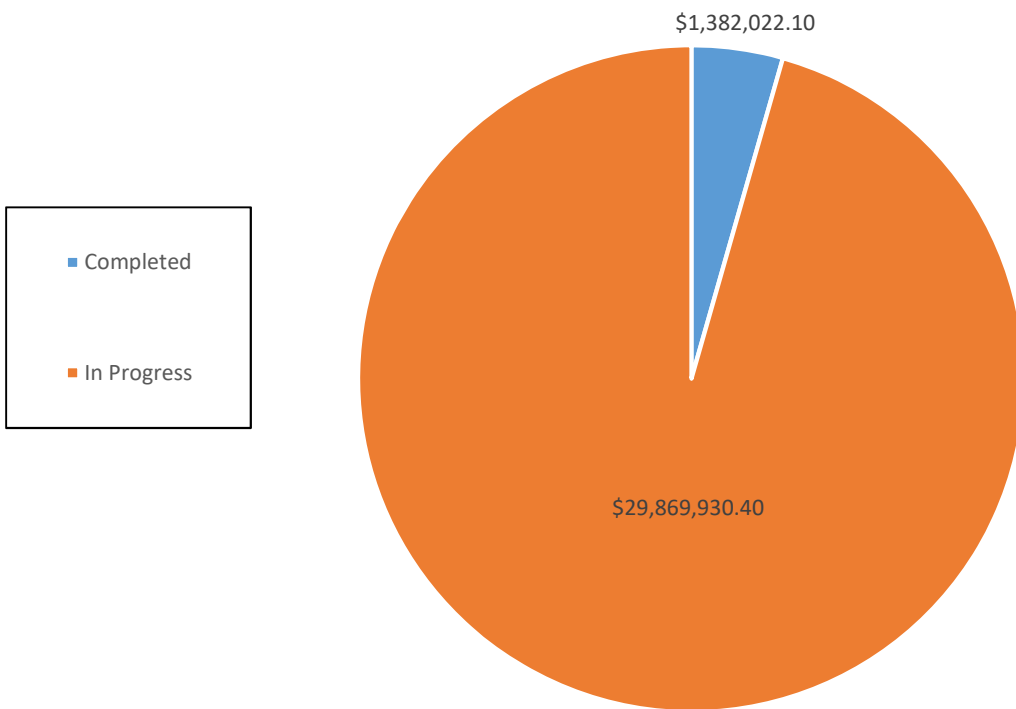


Senate District 10

	Number of Sites	Dollars Invested	Annual Electric Savings (kWh)	Annual Dollar Savings	15 Year Electric Savings (kWh)	15 Year Dollar Savings
Completed	6	\$ 1,382,022.10	603,799	\$ 139,193.79	9,056,985	\$ 2,087,906.85
In Progress	135	\$ 29,869,930.40	12,999,014	\$ 2,241,107.28	194,985,210	\$ 33,616,609.20
Grand Total	141	\$ 31,251,952.50	13,602,813	\$ 2,380,301.07	204,042,195.00	\$ 35,704,516.05

DAC	6	\$ 1,357,338.72	636,554	\$ 129,473.66	9,548,310	\$ 1,942,104.90
------------	---	-----------------	---------	---------------	-----------	-----------------

Senate District 10
Dollars Invested

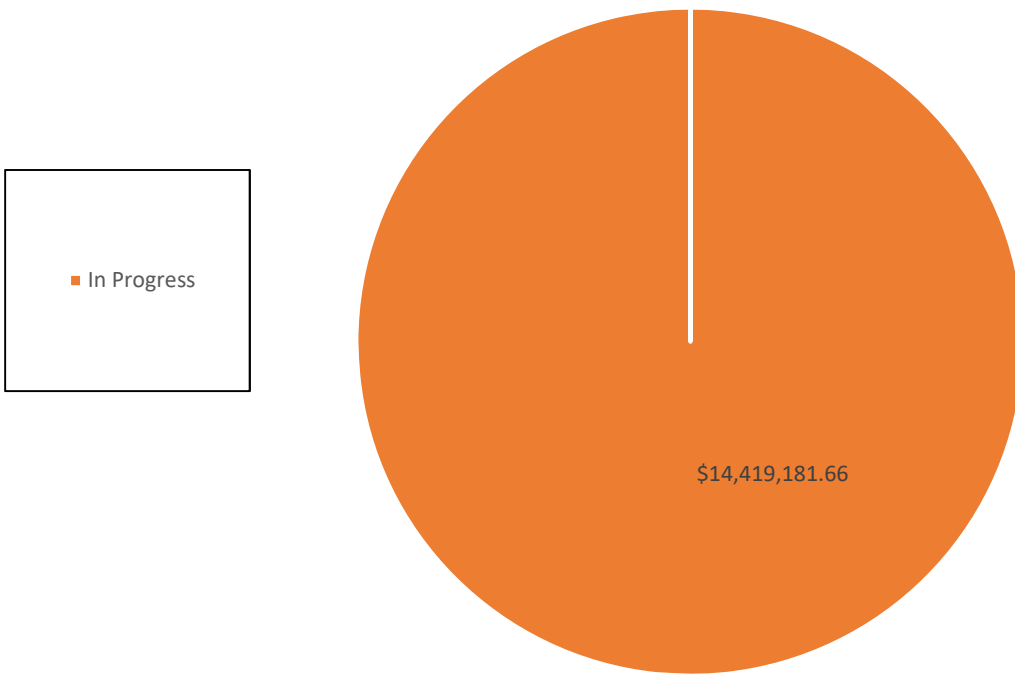


Senate District 11

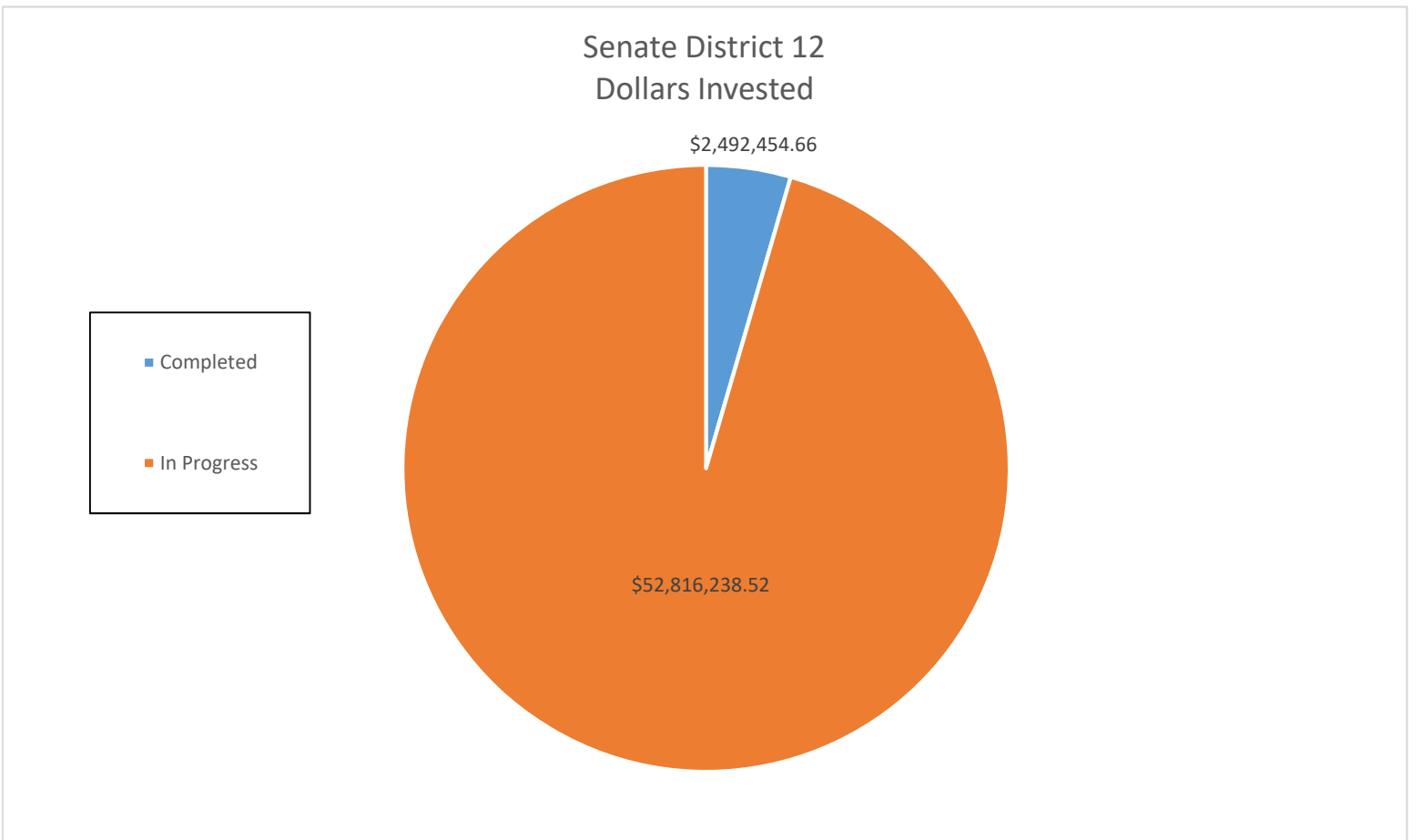
	Number of Sites	Dollars Invested	Annual Electric Savings (kWh)	Annual Dollar Savings	15 Year Electric Savings (kWh)	15 Year Dollar Savings
In Progress	51	\$ 14,419,181.66	2,037,074	\$ 360,949.03	30,556,110	\$ 5,414,235.45
Grand Total	51	\$ 14,419,181.66	2,037,074	\$ 360,949.03	30,556,110	\$ 5,414,235.45

DAC	3	\$ 250,552.58	109,844	\$ 19,170.35	1,647,660	\$ 287,555.25
------------	---	---------------	---------	--------------	-----------	---------------

Senate District 11
Dollars Invested



Senate District 12						
	Number of Sites	Dollars Invested	Annual Electric Savings (kWh)	Annual Dollar Savings	15 Year Electric Savings (kWh)	15 Year Dollar Savings
Completed	20	\$ 2,492,454.66	806,050	\$ 158,014.30	12,090,750	\$ 2,370,214.50
In Progress	282	\$ 52,816,238.52	20,821,223	\$ 3,709,373.51	312,318,345	\$ 55,640,602.65
Grand Total	302	\$ 55,308,693.18	21,627,273	\$ 3,867,387.81	324,409,095.00	\$ 58,010,817.15
DAC	180	\$ 31,709,458.84	11,521,566	\$ 1,928,724.13	172,823,490	\$ 28,930,861.95

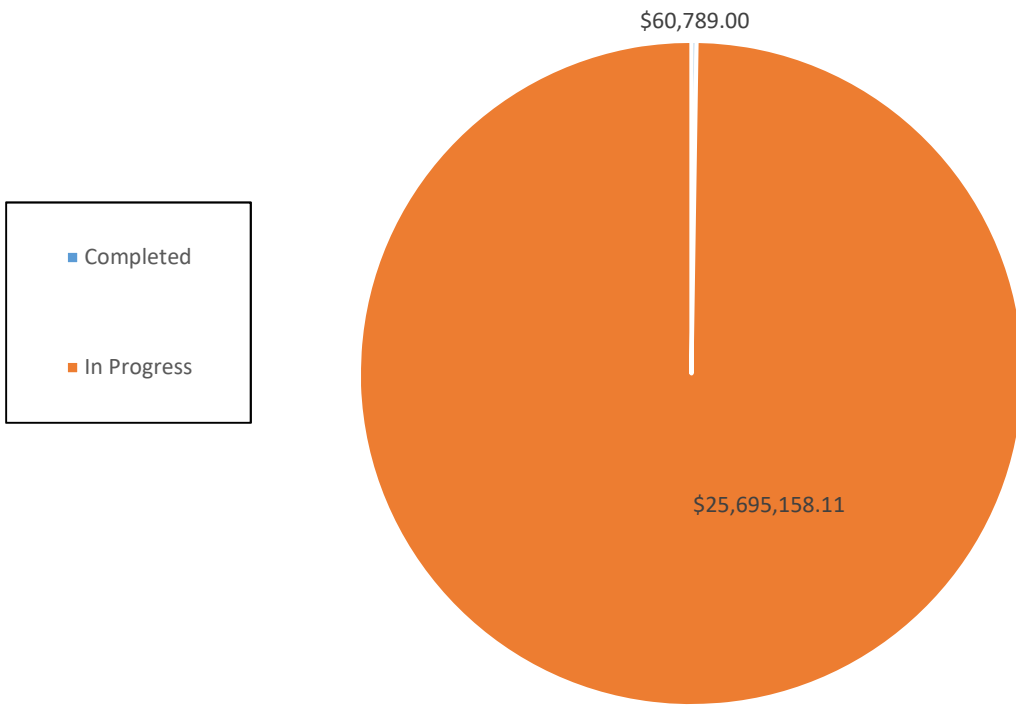


Senate District 13

	Number of Sites	Dollars Invested	Annual Electric Savings (kWh)	Annual Dollar Savings	15 Year Electric Savings (kWh)	15 Year Dollar Savings
Completed	2	\$ 60,789.00	31,159	\$ 5,151.00	467,385	\$ 77,265.00
In Progress	174	\$ 25,695,158.11	10,308,223	\$ 1,893,920.50	154,623,345	\$ 28,408,807.50
Grand Total	176	\$ 25,755,947.11	10,339,382	\$ 1,899,071.50	155,090,730.00	\$ 28,486,072.50

DAC	7	\$ 2,714,115.38	869,376	\$ 202,022.82	13,040,640	\$ 3,030,342.30
------------	---	-----------------	---------	---------------	------------	-----------------

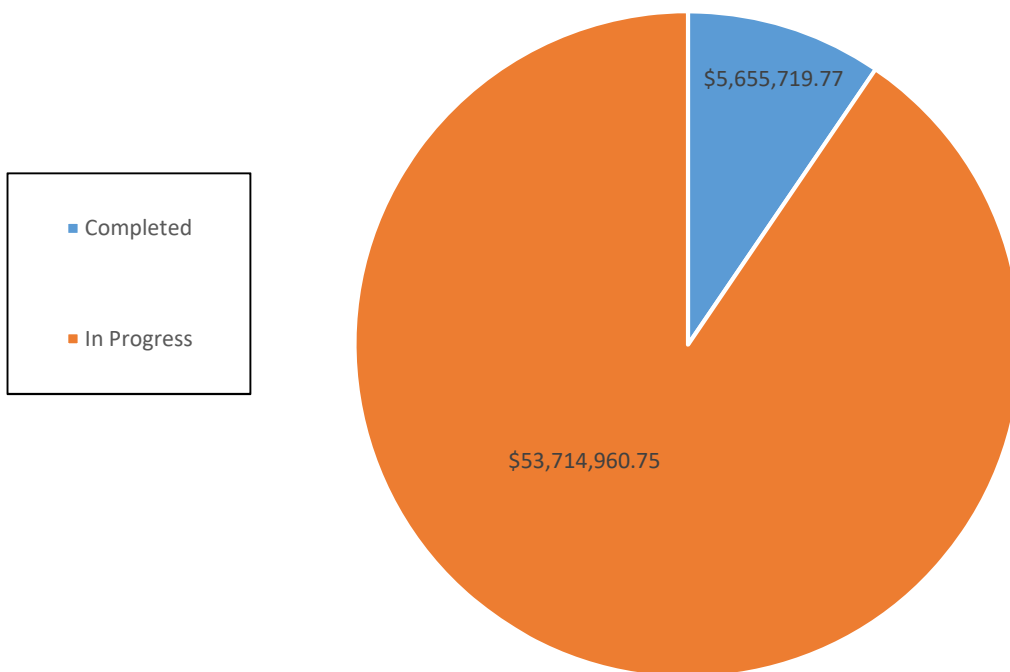
Senate District 13
Dollars Invested



Senate District 14						
	Number of Sites	Dollars Invested	Annual Electric Savings (kWh)	Annual Dollar Savings	15 Year Electric Savings (kWh)	15 Year Dollar Savings
Completed	48	\$ 5,655,719.77	2,633,259	\$ 457,429.75	39,498,885	\$ 6,861,446.25
In Progress	265	\$ 53,714,960.75	18,735,038	\$ 3,685,401.44	281,025,570	\$ 55,281,021.60
Grand Total	313	\$ 59,370,680.52	21,368,297	\$ 4,142,831.19	320,524,455.00	\$ 62,142,467.85

DAC	212	\$ 41,897,924.61	14,593,823	\$ 2,823,911.27	218,907,345	\$ 42,358,669.05
-----	-----	------------------	------------	-----------------	-------------	------------------

Senate District 14
Dollars Invested

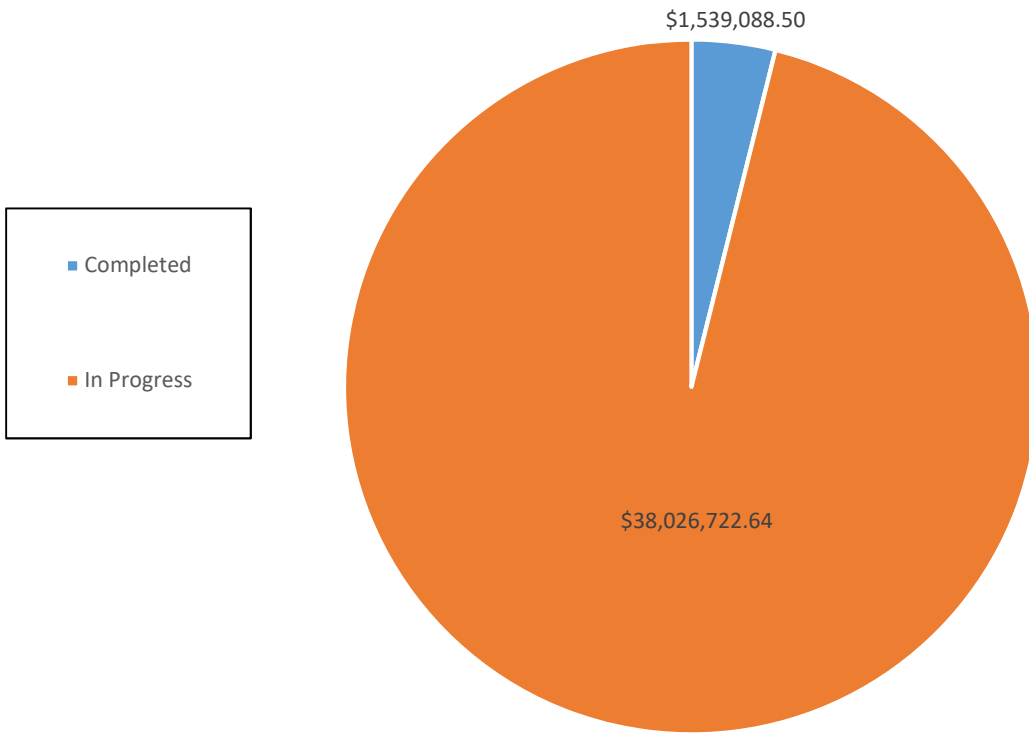


Senate District 15

	Number of Sites	Dollars Invested	Annual Electric Savings (kWh)	Annual Dollar Savings	15 Year Electric Savings (kWh)	15 Year Dollar Savings
Completed	6	\$ 1,539,088.50	769,029	\$ 141,042.41	11,535,435	\$ 2,115,636.15
In Progress	216	\$ 38,026,722.64	16,123,707	\$ 3,421,757.47	241,855,605	\$ 51,326,362.05
Grand Total	222	\$ 39,565,811.14	16,892,736	\$ 3,562,799.88	253,391,040.00	\$ 53,441,998.20

DAC	19	\$ 3,957,469.55	1,225,846	\$ 257,181.63	18,387,690	\$ 3,857,724.45
------------	----	-----------------	-----------	---------------	------------	-----------------

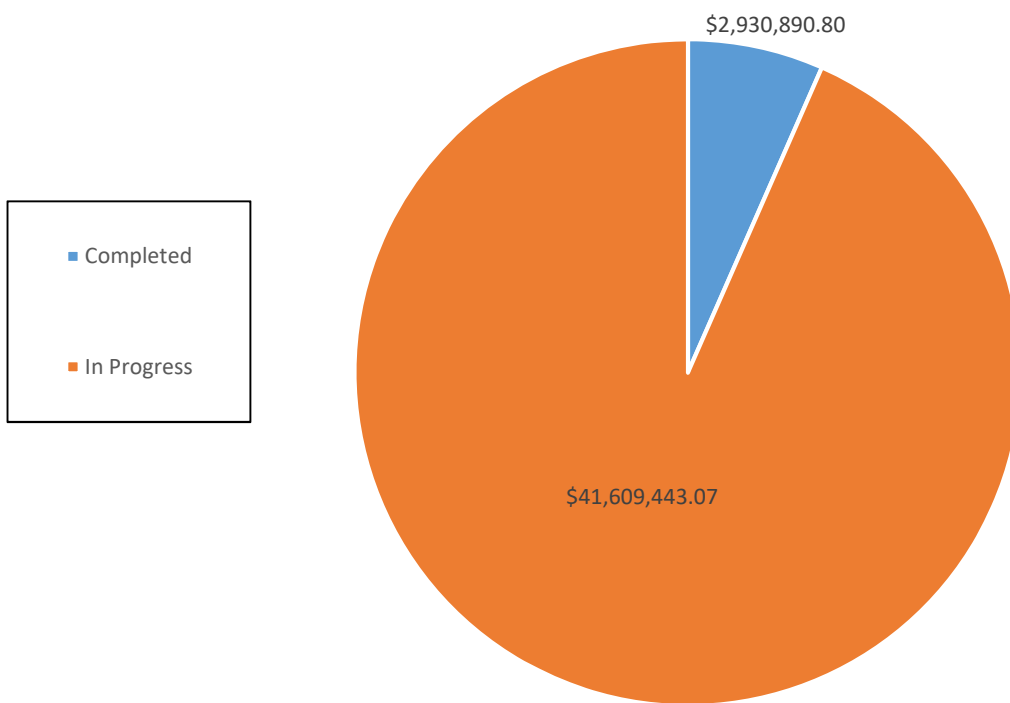
Senate District 15
Dollars Invested



Senate District 16						
	Number of Sites	Dollars Invested	Annual Electric Savings (kWh)	Annual Dollar Savings	15 Year Electric Savings (kWh)	15 Year Dollar Savings
Completed	12	\$ 2,930,890.80	1,590,077	\$ 258,616.46	23,851,155	\$ 3,879,246.90
In Progress	204	\$ 41,609,443.07	14,532,991	\$ 2,670,532.07	217,994,865	\$ 40,057,981.05
Grand Total	216	\$ 44,540,333.87	16,123,068	\$ 2,929,148.53	241,846,020.00	\$ 43,937,227.95

DAC	83	\$ 16,155,645.66	4,944,903	\$ 910,461.63	74,173,545	\$ 13,656,924.45
-----	----	------------------	-----------	---------------	------------	------------------

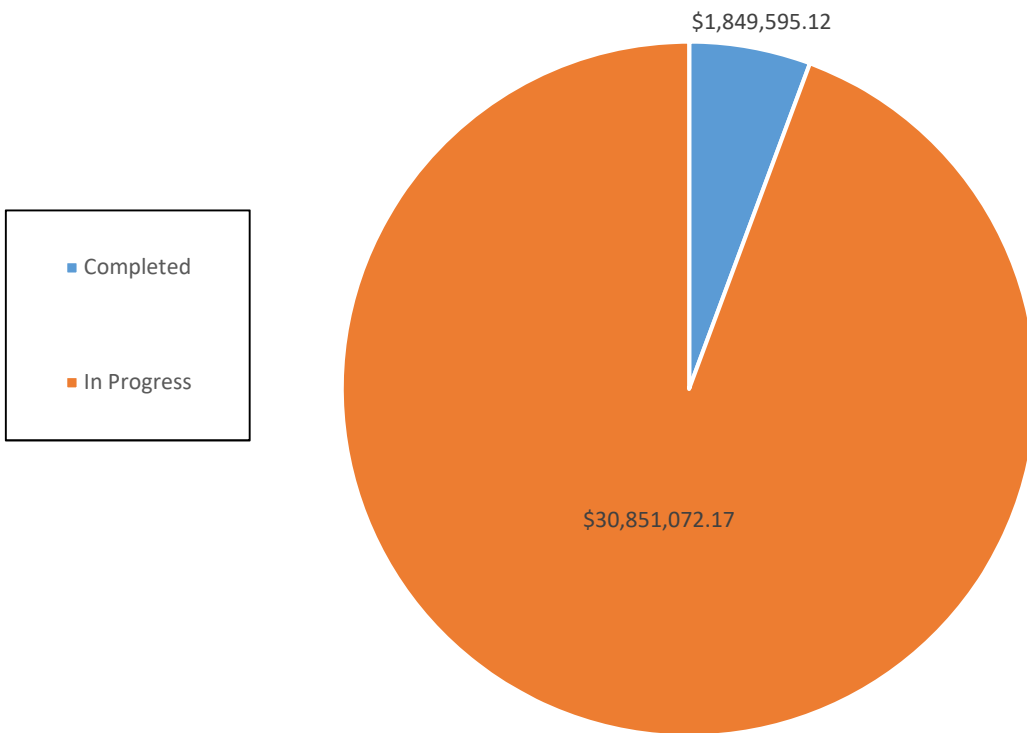
Senate District 16
Dollars Invested



Senate District 17						
	Number of Sites	Dollars Invested	Annual Electric Savings (kWh)	Annual Dollar Savings	15 Year Electric Savings (kWh)	15 Year Dollar Savings
Completed	14	\$ 1,849,595.12	650,839	\$ 154,339.58	9,762,585	\$ 2,315,093.70
In Progress	261	\$ 30,851,072.17	13,172,983	\$ 2,468,370.12	197,594,745	\$ 37,025,551.80
Grand Total	275	\$ 32,700,667.29	13,823,822	\$ 2,622,709.70	207,357,330.00	\$ 39,340,645.50

DAC	13	\$ 2,986,618.00	698,368	\$ 132,938.83	10,475,520	\$ 1,994,082.45
-----	----	-----------------	---------	---------------	------------	-----------------

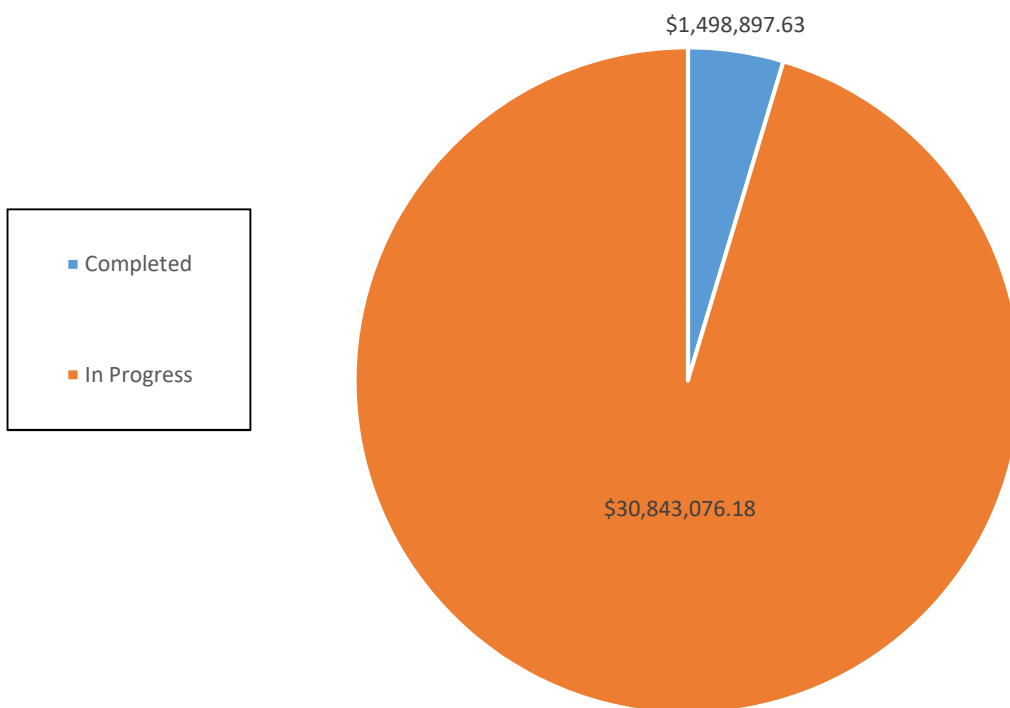
Senate District 17
Dollars Invested



Senate District 18						
	Number of Sites	Dollars Invested	Annual Electric Savings (kWh)	Annual Dollar Savings	15 Year Electric Savings (kWh)	15 Year Dollar Savings
Completed	2	\$ 1,498,897.63	728,855	\$ 145,184.90	10,932,825	\$ 2,177,773.50
In Progress	46	\$ 30,843,076.18	8,853,448	\$ 1,645,565.69	132,801,720	\$ 24,683,485.35
Grand Total	48	\$ 32,341,973.81	9,582,303	\$ 1,790,750.59	143,734,545.00	\$ 26,861,258.85

DAC	18	\$ 14,746,628.02	4,283,890	\$ 782,339.55	64,258,350	\$ 11,735,093.25
-----	----	------------------	-----------	---------------	------------	------------------

Senate District 18
Dollars Invested

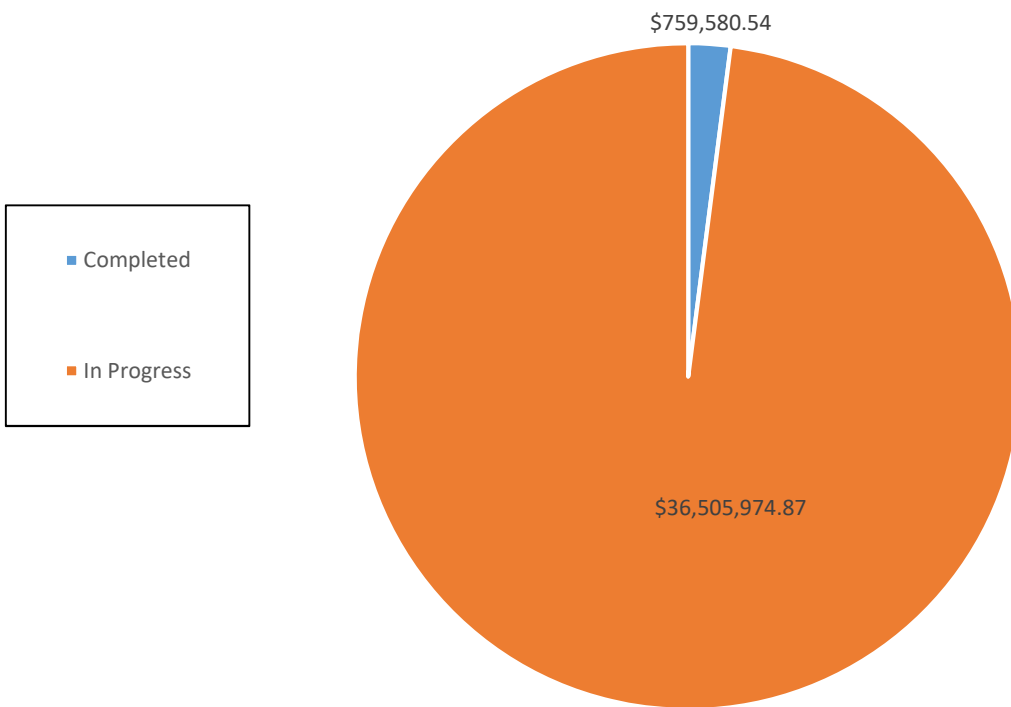


Senate District 19

	Number of Sites	Dollars Invested	Annual Electric Savings (kWh)	Annual Dollar Savings	15 Year Electric Savings (kWh)	15 Year Dollar Savings
Completed	7	\$ 759,580.54	246,483	\$ 41,253.57	3,697,245	\$ 618,803.55
In Progress	236	\$ 36,505,974.87	15,086,743	\$ 2,634,434.80	226,301,145	\$ 39,516,522.00
Grand Total	243	\$ 37,265,555.41	15,333,226	\$ 2,675,688.37	229,998,390.00	\$ 40,135,325.55

DAC	19	\$ 2,564,369.52	1,600,631	\$ 199,326.38	24,009,465	\$ 2,989,895.70
------------	----	-----------------	-----------	---------------	------------	-----------------

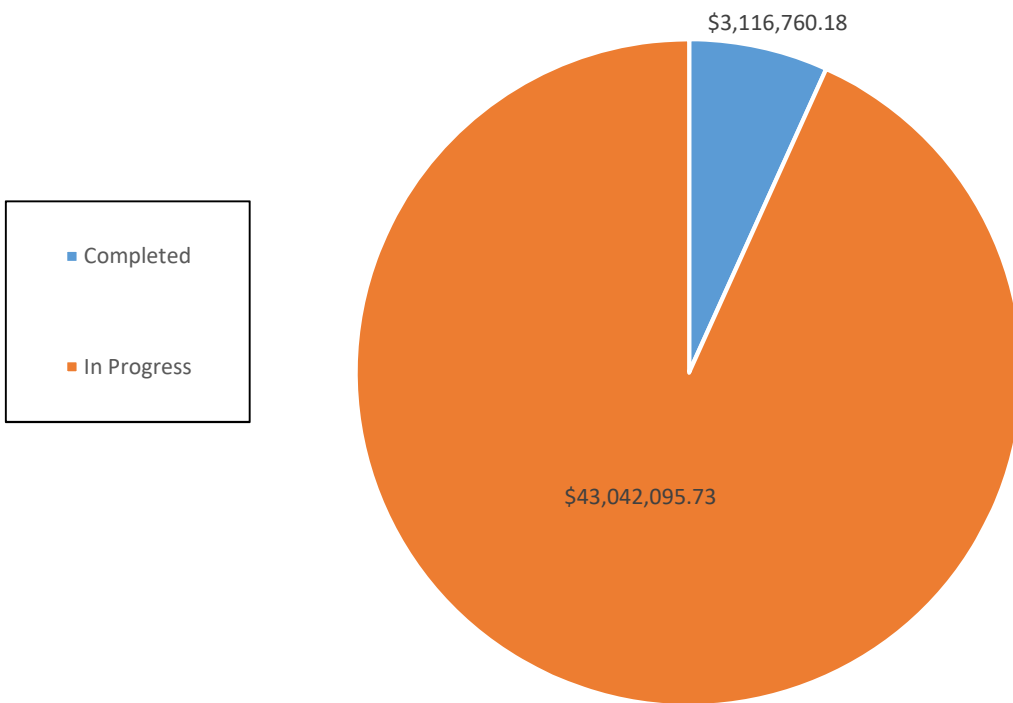
Senate District 19
Dollars Invested



Senate District 20						
	Number of Sites	Dollars Invested	Annual Electric Savings (kWh)	Annual Dollar Savings	15 Year Electric Savings (kWh)	15 Year Dollar Savings
Completed	9	\$ 3,116,760.18	753,460	\$ 153,770.69	11,301,900	\$ 2,306,560.35
In Progress	180	\$ 43,042,095.73	16,297,054	\$ 3,022,259.30	244,455,810	\$ 45,333,889.50
Grand Total	189	\$ 46,158,855.91	17,050,514	\$ 3,176,029.99	255,757,710.00	\$ 47,640,449.85

DAC	134	\$ 33,989,459.38	13,032,271	\$ 2,393,958.85	195,484,065	\$ 35,909,382.75
-----	-----	------------------	------------	-----------------	-------------	------------------

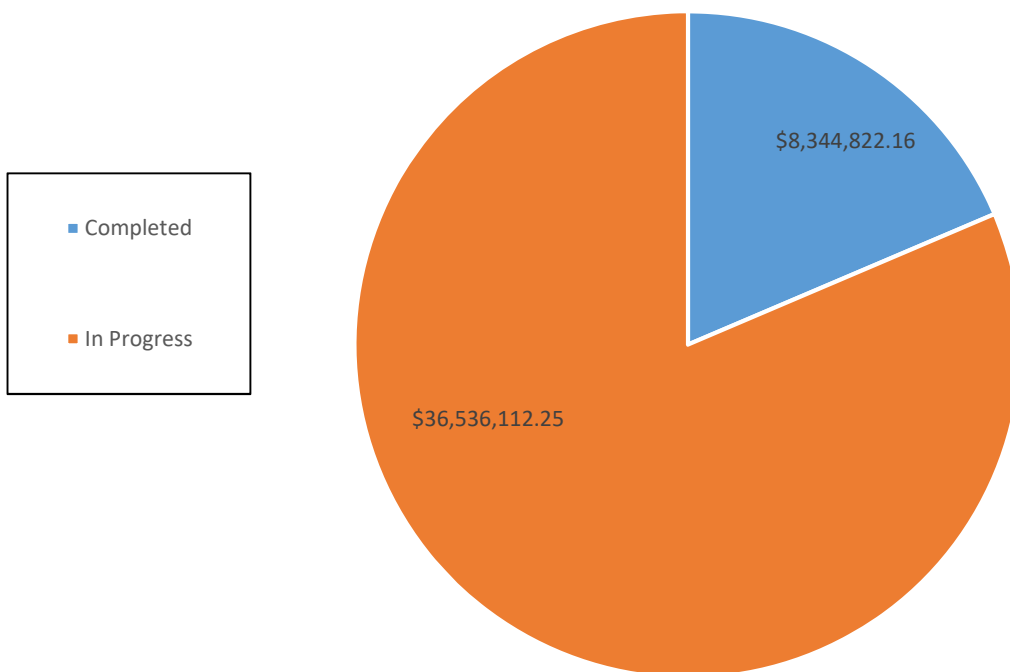
Senate District 20
Dollars Invested



Senate District 21						
	Number of Sites	Dollars Invested	Annual Electric Savings (kWh)	Annual Dollar Savings	15 Year Electric Savings (kWh)	15 Year Dollar Savings
Completed	24	\$ 8,344,822.16	3,159,443	\$ 532,411.59	47,391,645	\$ 7,986,173.85
In Progress	149	\$ 36,536,112.25	12,857,011	\$ 2,305,684.50	192,855,165	\$ 34,585,267.50
Grand Total	173	\$ 44,880,934.41	16,016,454	\$ 2,838,096.09	240,246,810.00	\$ 42,571,441.35

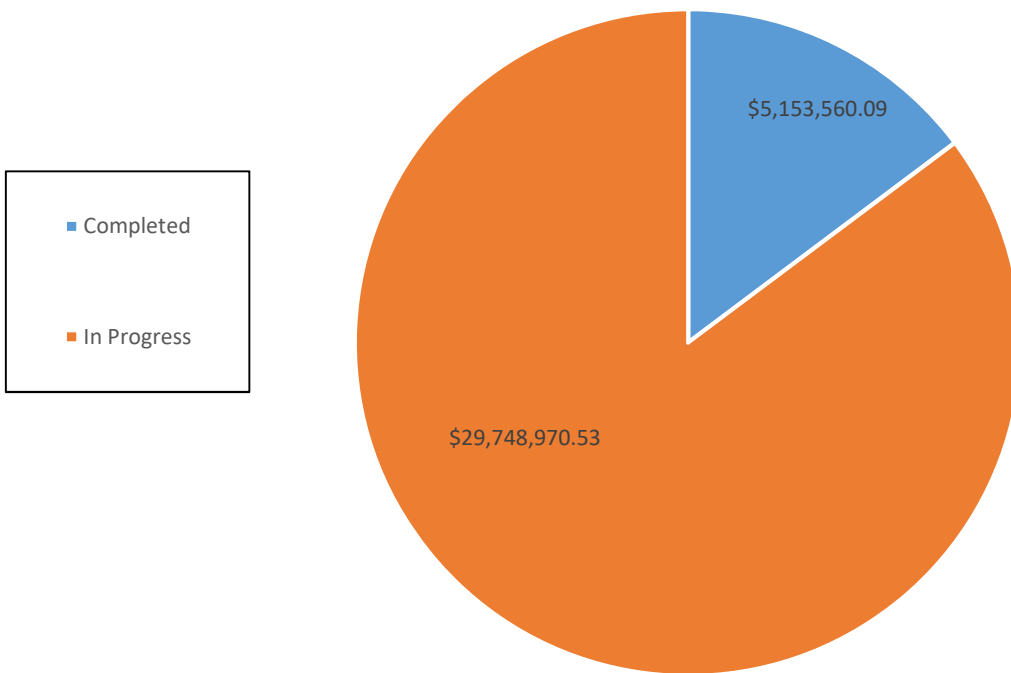
DAC	9	\$ 4,221,270.76	1,558,736	\$ 236,448.48	23,381,040	\$ 3,546,727.20
-----	---	-----------------	-----------	---------------	------------	-----------------

Senate District 21
Dollars Invested

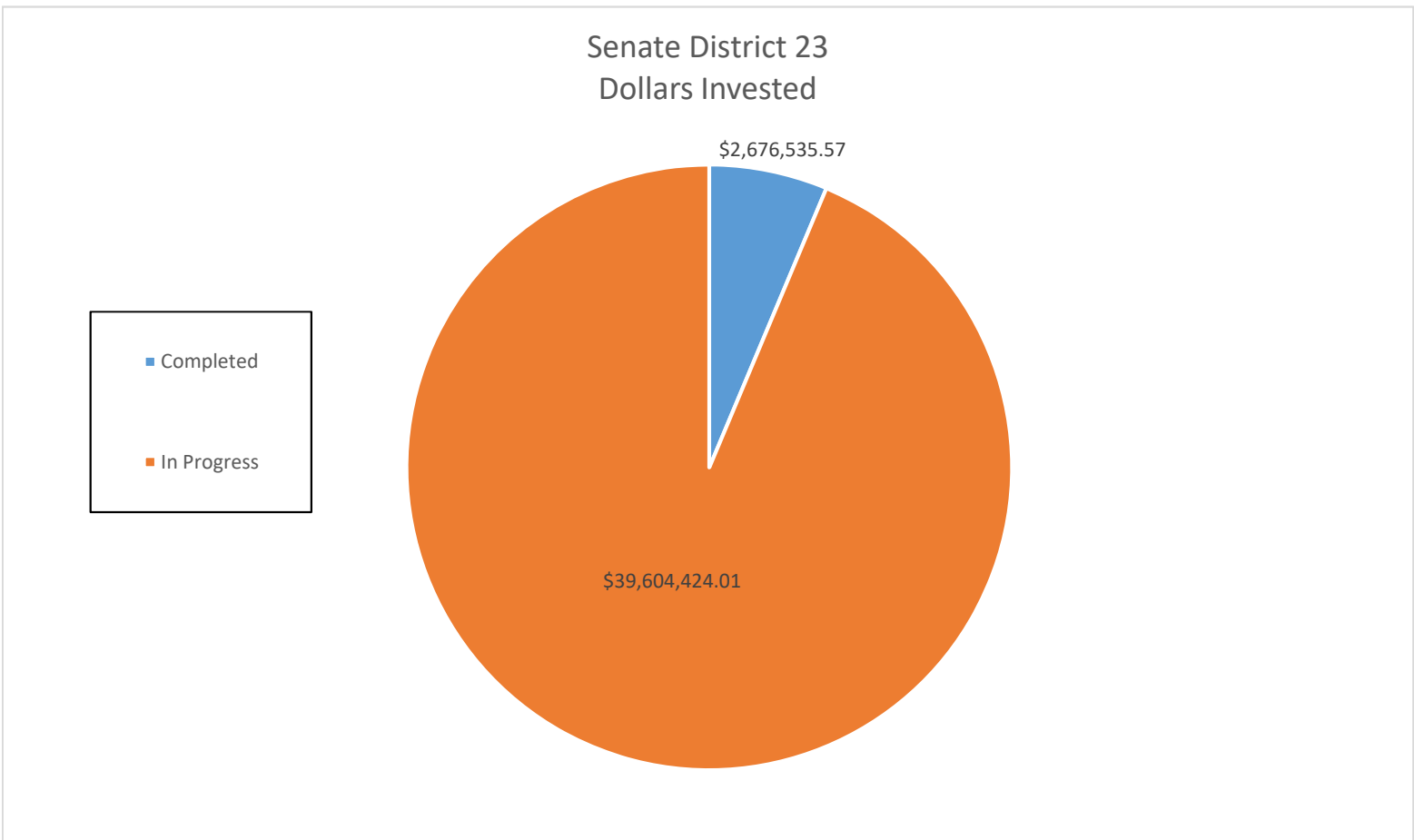


Senate District 22						
	Number of Sites	Dollars Invested	Annual Electric Savings (kWh)	Annual Dollar Savings	15 Year Electric Savings (kWh)	15 Year Dollar Savings
Completed	36	\$ 5,153,560.09	2,876,965	\$ 498,928.80	43,154,475	\$ 7,483,932.00
In Progress	156	\$ 29,748,970.53	12,784,459	\$ 2,246,436.33	191,766,885	\$ 33,696,544.95
Grand Total	192	\$ 34,902,530.62	15,661,424	\$ 2,745,365.13	234,921,360.00	\$ 41,180,476.95
DAC	88	\$ 17,225,093.84	8,781,247	\$ 1,448,542.17	131,718,705	\$ 21,728,132.55

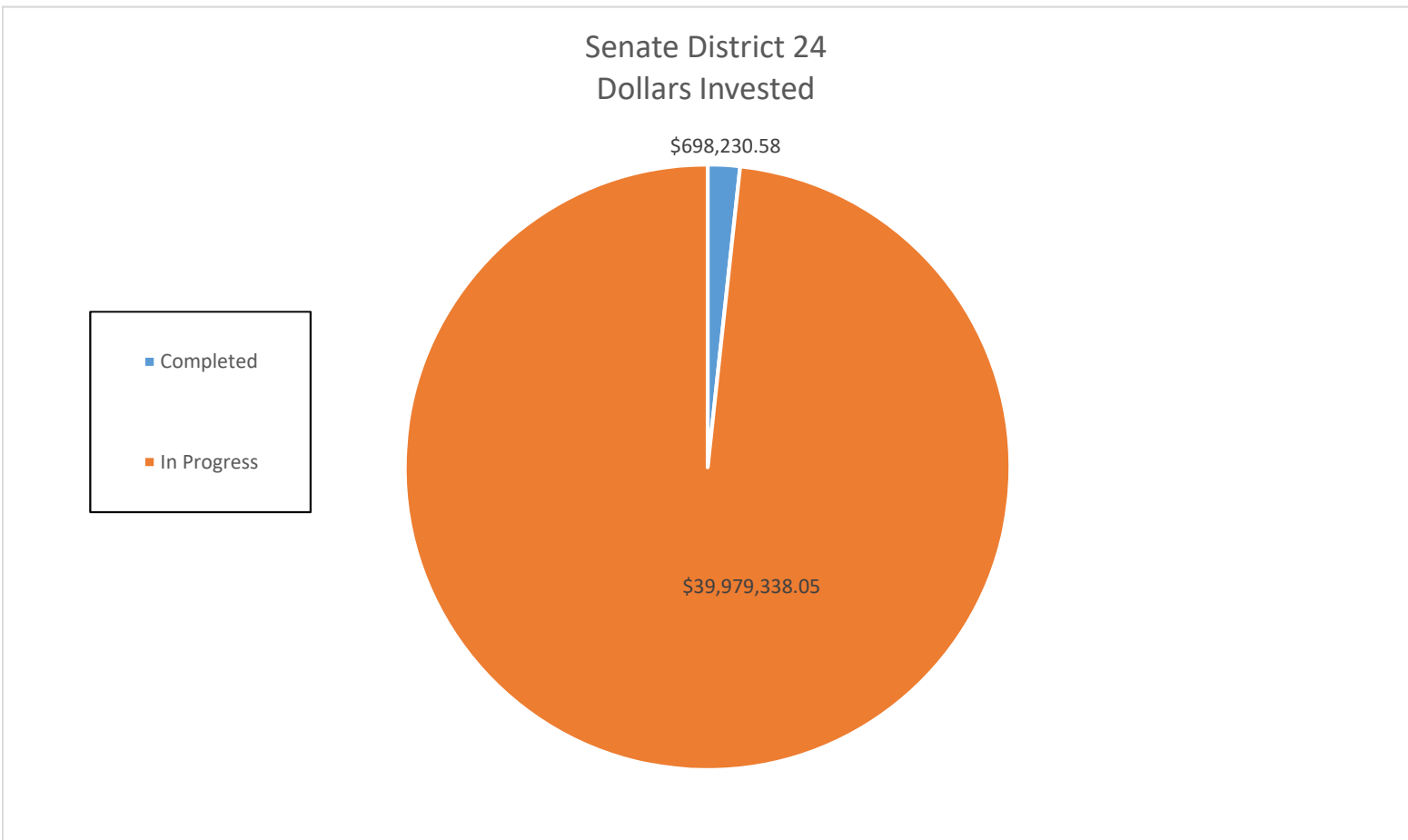
Senate District 22
Dollars Invested



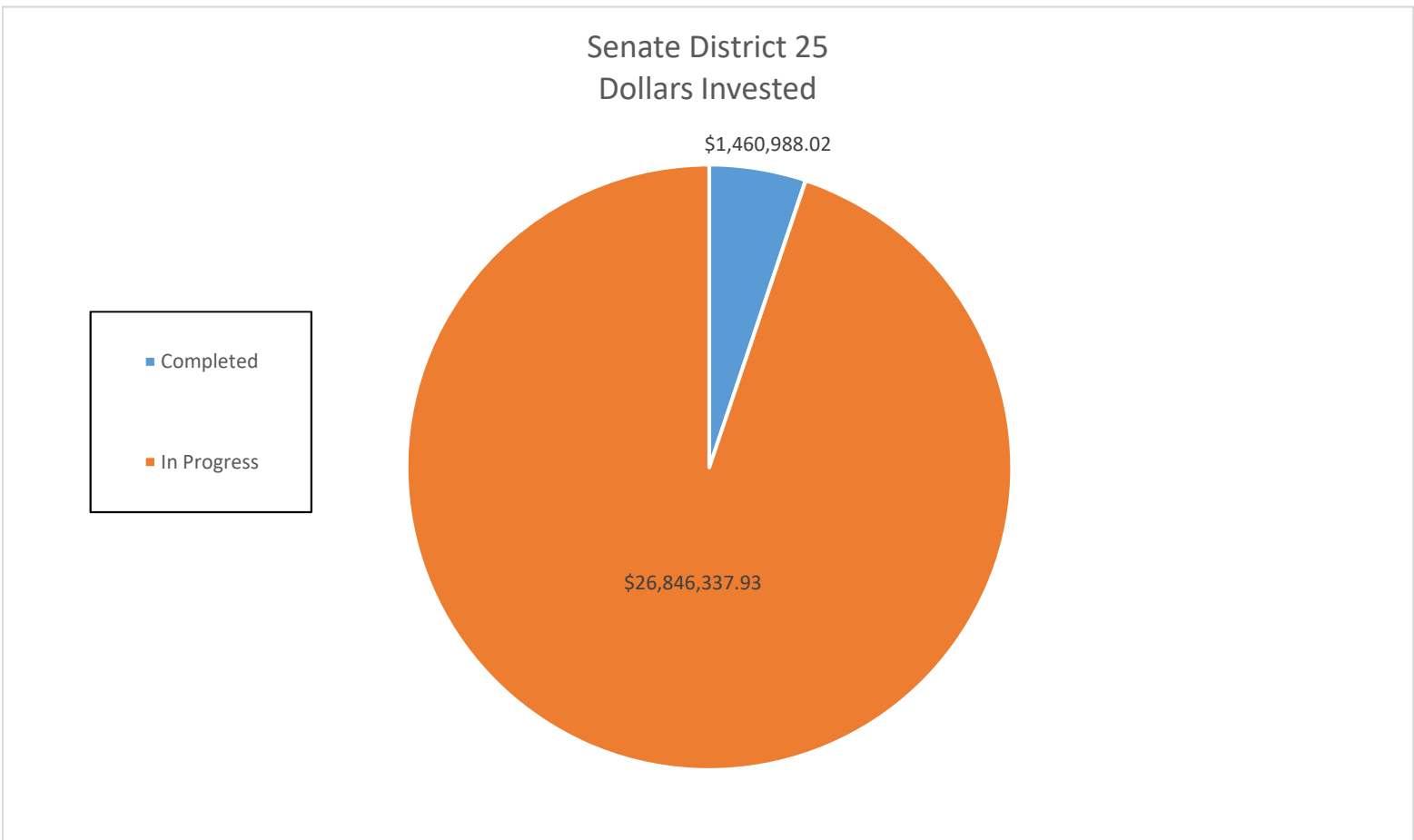
Senate District 23						
	Number of Sites	Dollars Invested	Annual Electric Savings (kWh)	Annual Dollar Savings	15 Year Electric Savings (kWh)	15 Year Dollar Savings
Completed	9	\$ 2,676,535.57	1,133,625	\$ 224,894.36	17,004,375	\$ 3,373,415.40
In Progress	139	\$ 39,604,424.01	13,888,925	\$ 2,764,090.45	208,333,875	\$ 41,461,356.75
Grand Total	148	\$ 42,280,959.58	15,022,550	\$ 2,988,984.81	225,338,250.00	\$ 44,834,772.15
DAC	25	\$ 7,987,308.49	2,768,888	\$ 560,460.22	41,533,320	\$ 8,406,903.30



Senate District 24						
	Number of Sites	Dollars Invested	Annual Electric Savings (kWh)	Annual Dollar Savings	15 Year Electric Savings (kWh)	15 Year Dollar Savings
Completed	3	\$ 698,230.58	221,600	\$ 48,691.74	3,324,000	\$ 730,376.10
In Progress	58	\$ 39,979,338.05	12,985,780	\$ 2,185,261.98	194,786,700	\$ 32,778,929.70
Grand Total	61	\$ 40,677,568.63	13,207,380	\$ 2,233,953.72	198,110,700.00	\$ 33,509,305.80
DAC	47	\$ 29,787,651.05	9,815,739	\$ 1,655,541.69	147,236,085	\$ 24,833,125.35



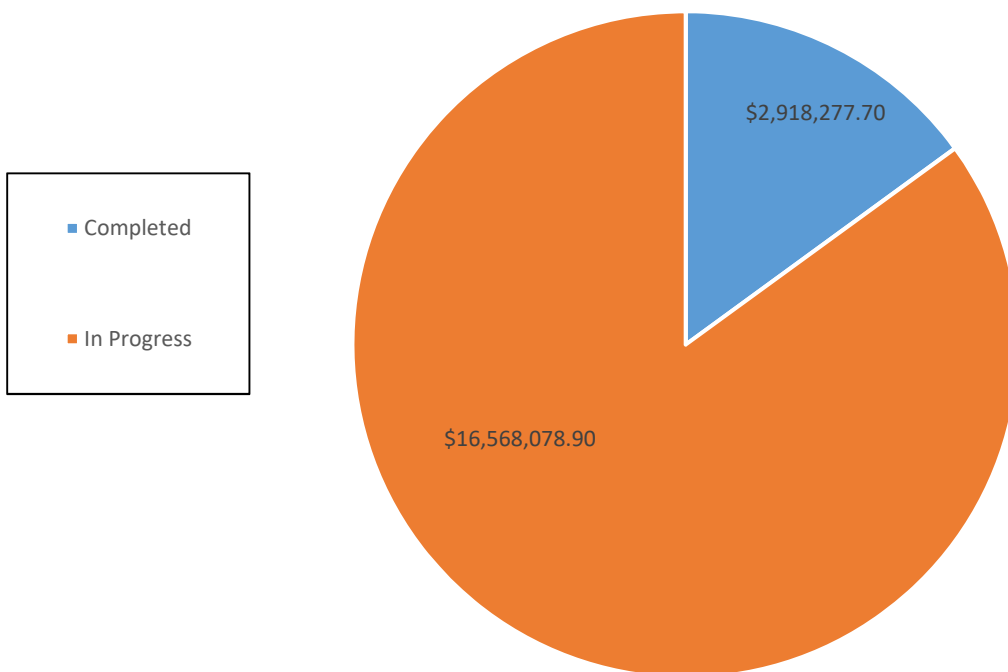
Senate District 25						
	Number of Sites	Dollars Invested	Annual Electric Savings (kWh)	Annual Dollar Savings	15 Year Electric Savings (kWh)	15 Year Dollar Savings
Completed	18	\$ 1,460,988.02	403,182	\$ 81,603.01	6,047,730	\$ 1,224,045.15
In Progress	149	\$ 26,846,337.93	10,807,319	\$ 2,234,164.51	162,109,785	\$ 33,512,467.65
Grand Total	167	\$ 28,307,325.95	11,210,501	\$ 2,315,767.52	168,157,515.00	\$ 34,736,512.80
DAC	33	\$ 5,649,211.24	2,489,057	\$ 563,933.89	37,335,855	\$ 8,459,008.35



Senate District 26						
	Number of Sites	Dollars Invested	Annual Electric Savings (kWh)	Annual Dollar Savings	15 Year Electric Savings (kWh)	15 Year Dollar Savings
Completed	6	\$ 2,918,277.70	1,885,970	\$ 292,464.34	28,289,550	\$ 4,386,965.10
In Progress	64	\$ 16,568,078.90	6,857,444	\$ 1,101,535.56	102,861,660	\$ 16,523,033.40
Grand Total	70	\$ 19,486,356.60	8,743,414	\$ 1,393,999.90	131,151,210.00	\$ 20,909,998.50

DAC	1	\$ 127,705.00	82,935	\$ 13,518.00	1,244,025	\$ 202,770.00
-----	---	---------------	--------	--------------	-----------	---------------

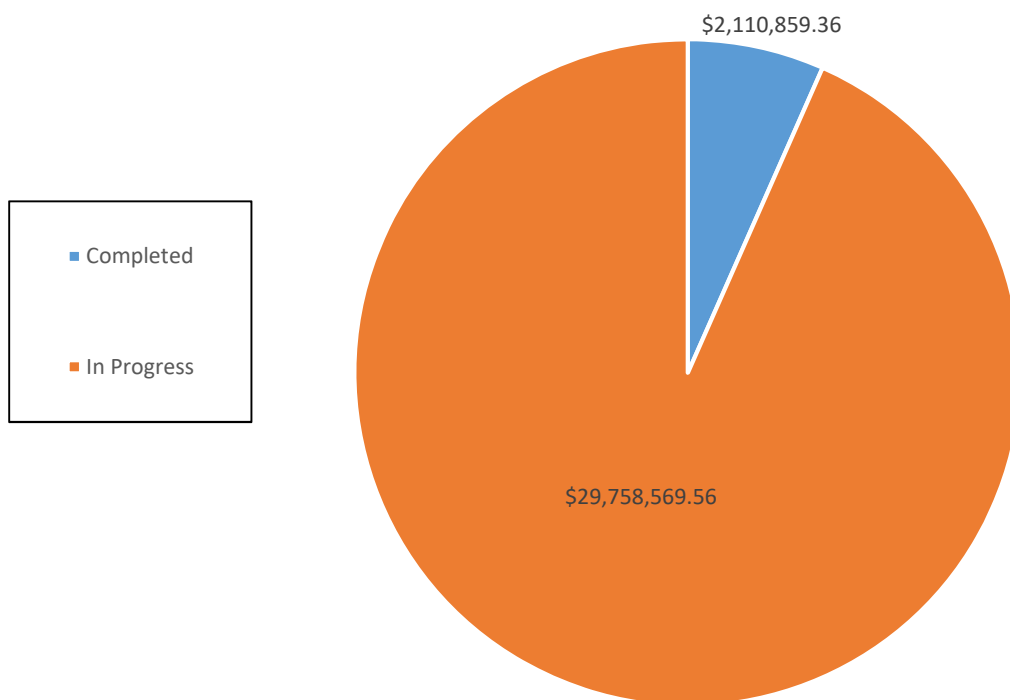
Senate District 26
Dollars Invested



Senate District 27						
	Number of Sites	Dollars Invested	Annual Electric Savings (kWh)	Annual Dollar Savings	15 Year Electric Savings (kWh)	15 Year Dollar Savings
Completed	8	\$ 2,110,859.36	665,720	\$ 114,041.69	9,985,800	\$ 1,710,625.35
In Progress	105	\$ 29,758,569.56	9,629,594	\$ 1,934,720.24	144,443,910	\$ 29,020,803.60
Grand Total	113	\$ 31,869,428.92	10,295,314	\$ 2,048,761.93	154,429,710.00	\$ 30,731,428.95

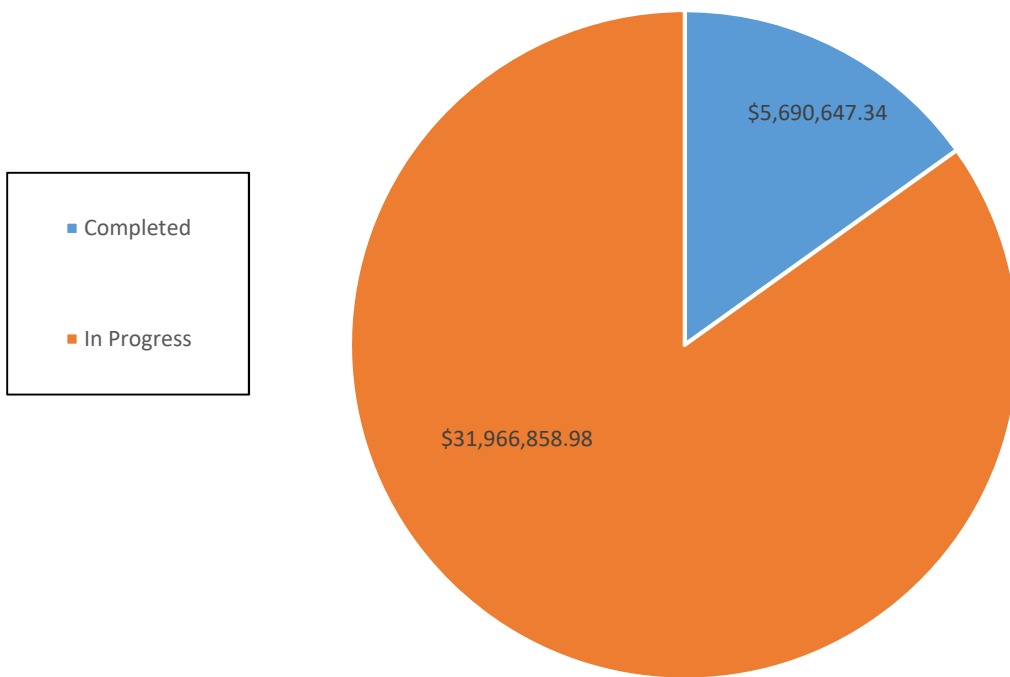
DAC	5	\$ 2,926,845.50	1,043,102	\$ 187,398.82	15,646,530	\$ 2,810,982.30
-----	---	-----------------	-----------	---------------	------------	-----------------

Senate District 27
Dollars Invested

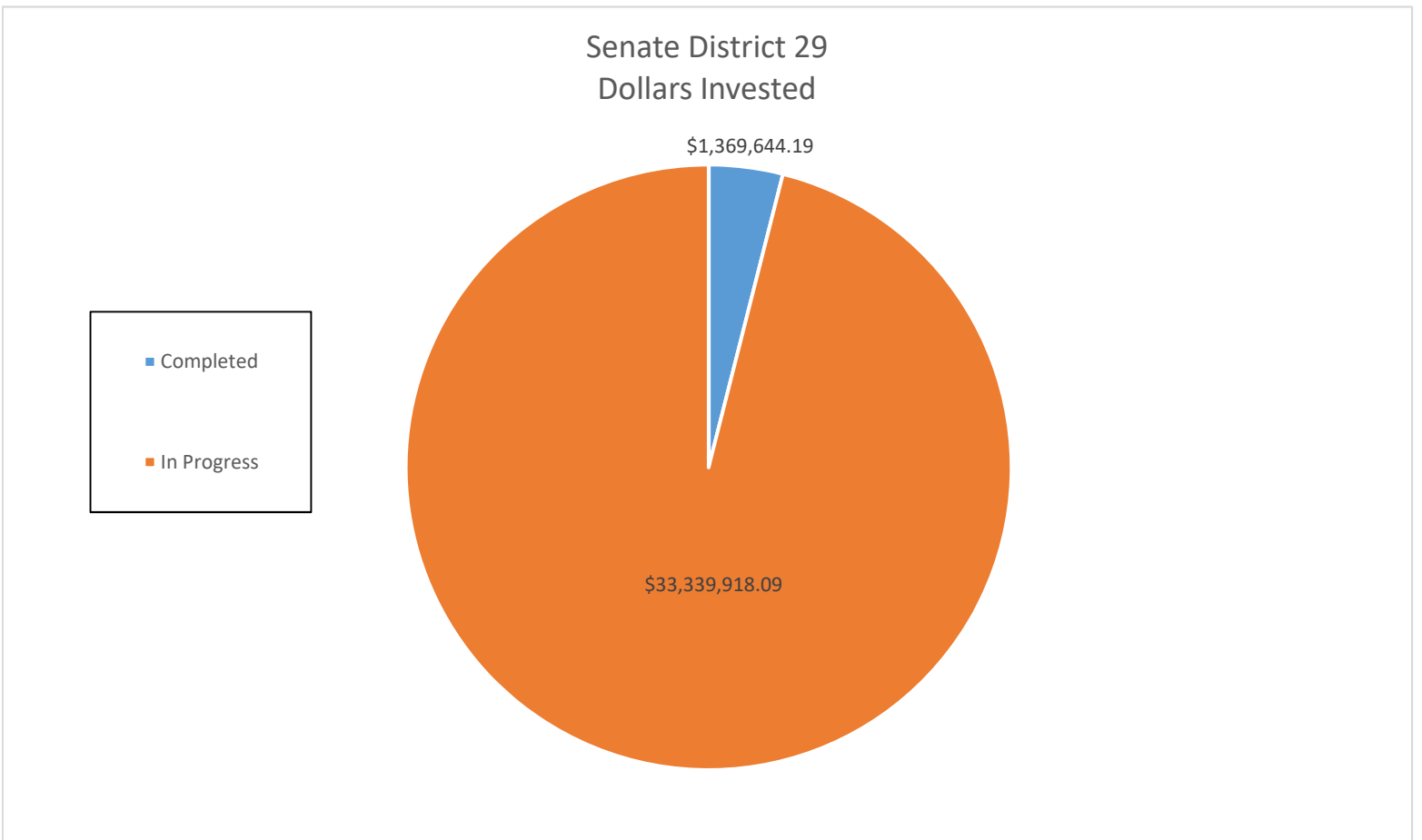


Senate District 28						
	Number of Sites	Dollars Invested	Annual Electric Savings (kWh)	Annual Dollar Savings	15 Year Electric Savings (kWh)	15 Year Dollar Savings
Completed	15	\$ 5,690,647.34	3,174,724	\$ 444,763.85	47,620,860	\$ 6,671,457.75
In Progress	98	\$ 31,966,858.98	12,703,488	\$ 2,226,944.04	190,552,320	\$ 33,404,160.60
Grand Total	113	\$ 37,657,506.32	15,878,212	\$ 2,671,707.89	238,173,180.00	\$ 40,075,618.35
DAC	5	\$ 1,798,911.00	678,684	\$ 129,872.02	10,180,260	\$ 1,948,080.30

Senate District 28
Dollars Invested

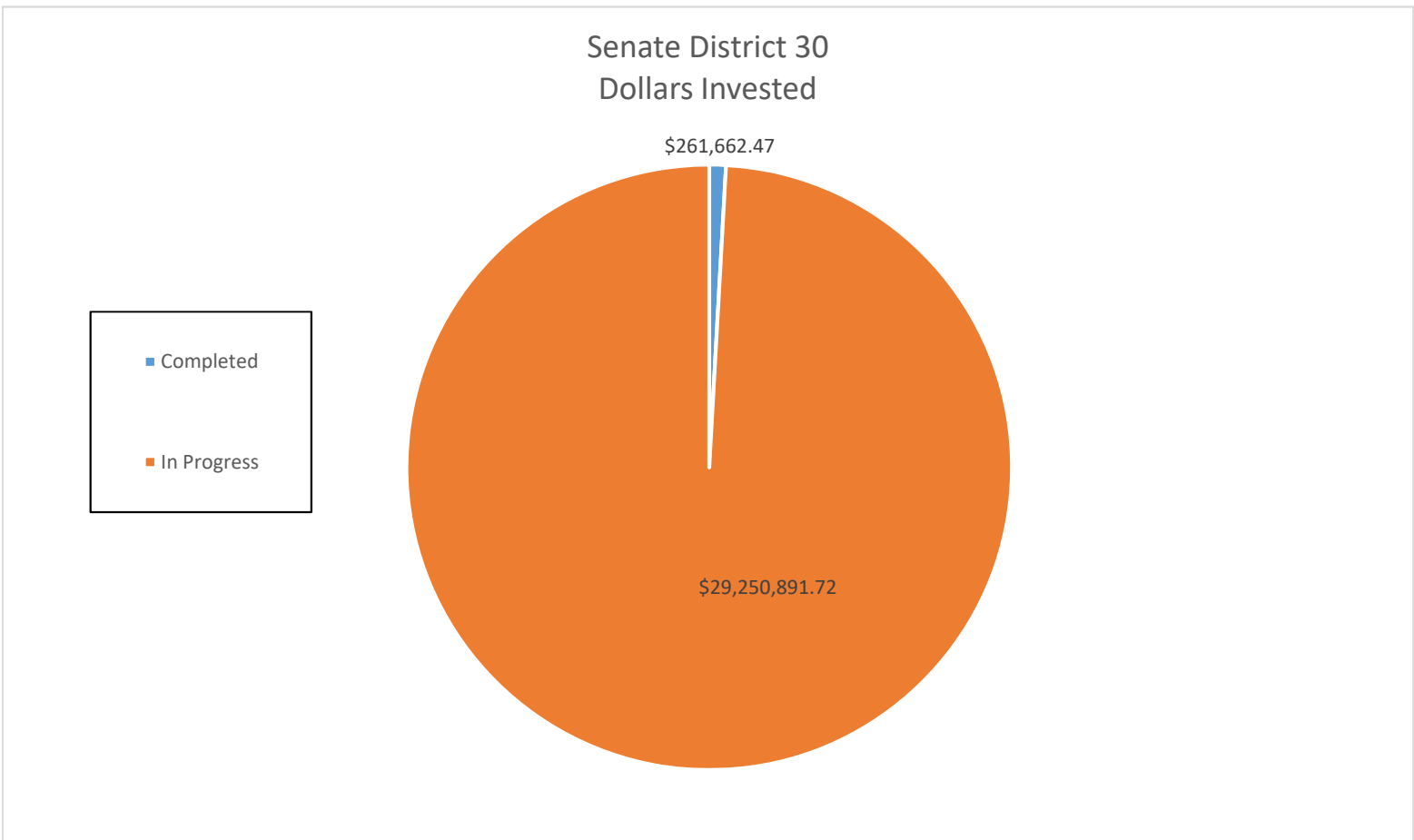


Senate District 29						
	Number of Sites	Dollars Invested	Annual Electric Savings (kWh)	Annual Dollar Savings	15 Year Electric Savings (kWh)	15 Year Dollar Savings
Completed	7	\$ 1,369,644.19	369,212	\$ 89,977.66	5,538,180	\$ 1,349,664.90
In Progress	176	\$ 33,339,918.09	11,143,757	\$ 2,127,833.48	167,156,355	\$ 31,917,502.20
Grand Total	183	\$ 34,709,562.28	11,512,969	\$ 2,217,811.14	172,694,535.00	\$ 33,267,167.10
DAC	28	\$ 3,120,825.76	1,893,056	\$ 343,756.20	28,395,840	\$ 5,156,343.00



Senate District 30						
	Number of Sites	Dollars Invested	Annual Electric Savings (kWh)	Annual Dollar Savings	15 Year Electric Savings (kWh)	15 Year Dollar Savings
Completed	1	\$ 261,662.47	89,232	\$ 16,674.75	1,338,480	\$ 250,121.25
In Progress	49	\$ 29,250,891.72	9,266,080	\$ 1,518,477.24	138,991,200	\$ 22,777,158.60
Grand Total	50	\$ 29,512,554.19	9,355,312	\$ 1,535,151.99	140,329,680.00	\$ 23,027,279.85

DAC	38	\$ 27,281,916.66	8,759,146	\$ 1,411,605.73	131,387,190	\$ 21,174,085.95
-----	----	------------------	-----------	-----------------	-------------	------------------

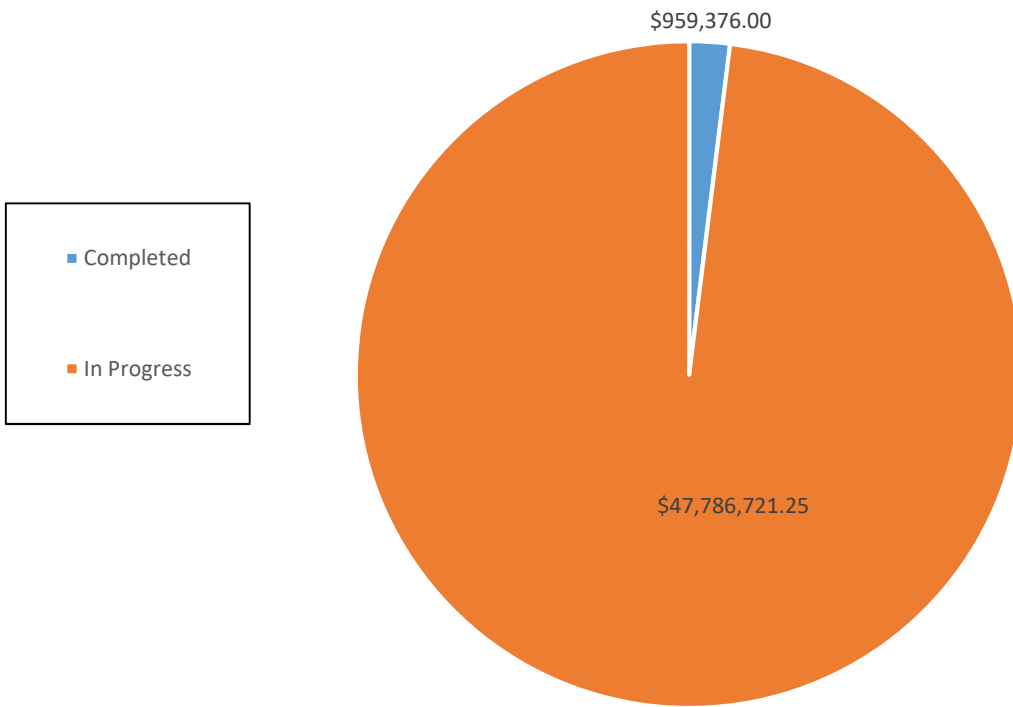


Senate District 31

	Number of Sites	Dollars Invested	Annual Electric Savings (kWh)	Annual Dollar Savings	15 Year Electric Savings (kWh)	15 Year Dollar Savings
Completed	9	\$ 959,376.00	447,034	\$ 78,171.00	6,705,510	\$ 1,172,565.00
In Progress	182	\$ 47,786,721.25	16,635,256	\$ 2,997,038.70	249,528,840	\$ 44,955,580.50
Grand Total	191	\$ 48,746,097.25	17,082,290	\$ 3,075,209.70	256,234,350.00	\$ 46,128,145.50

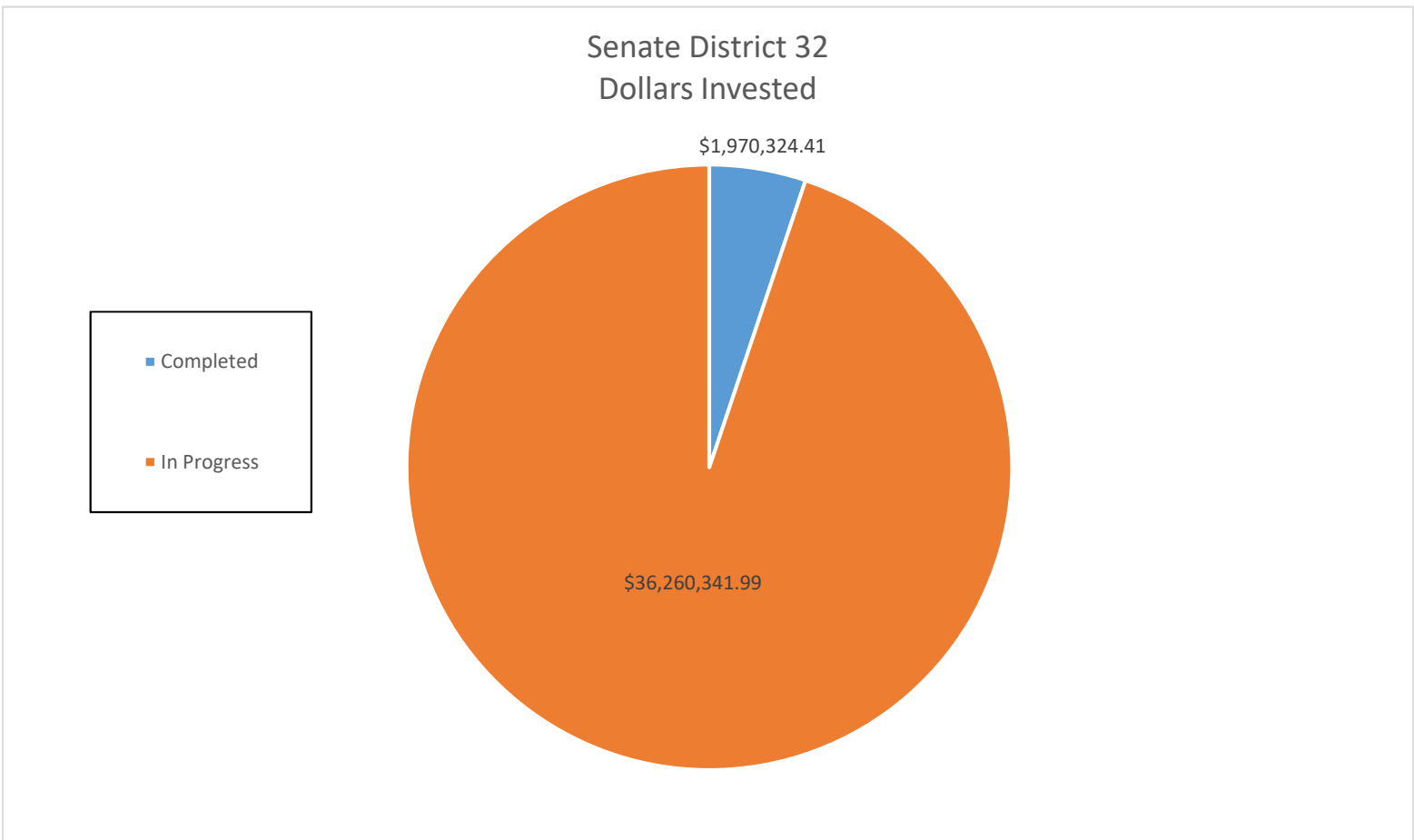
DAC	85	\$ 20,125,831.91	6,893,567	\$ 1,236,285.12	103,403,505	\$ 18,544,276.80
------------	----	------------------	-----------	-----------------	-------------	------------------

Senate District 31
Dollars Invested



Senate District 32						
	Number of Sites	Dollars Invested	Annual Electric Savings (kWh)	Annual Dollar Savings	15 Year Electric Savings (kWh)	15 Year Dollar Savings
Completed	3	\$ 1,970,324.41	1,177,663	\$ 184,053.44	17,664,945	\$ 2,760,801.60
In Progress	201	\$ 36,260,341.99	14,168,411	\$ 2,895,675.65	212,526,165	\$ 43,435,134.75
Grand Total	204	\$ 38,230,666.40	15,346,074	\$ 3,079,729.09	230,191,110.00	\$ 46,195,936.35

DAC	89	\$ 17,832,333.74	6,793,135	\$ 1,288,746.96	101,897,025	\$ 19,331,204.40
-----	----	------------------	-----------	-----------------	-------------	------------------



Senate District 33

	Number of Sites	Dollars Invested	Annual Electric Savings (kWh)	Annual Dollar Savings	15 Year Electric Savings (kWh)	15 Year Dollar Savings
In Progress	173	\$ 33,635,005.47	11,704,381	\$ 2,106,936.25	175,565,715	\$ 31,604,043.75
Grand Total	173	\$ 33,635,005.47	11,704,381	\$ 2,106,936.25	175,565,715	\$ 31,604,043.75

DAC	107	\$ 30,657,718.83	10,598,698	\$ 1,883,780.47	158,980,470	\$ 28,256,707.05
-----	-----	------------------	------------	-----------------	-------------	------------------

Senate District 33
Dollars Invested

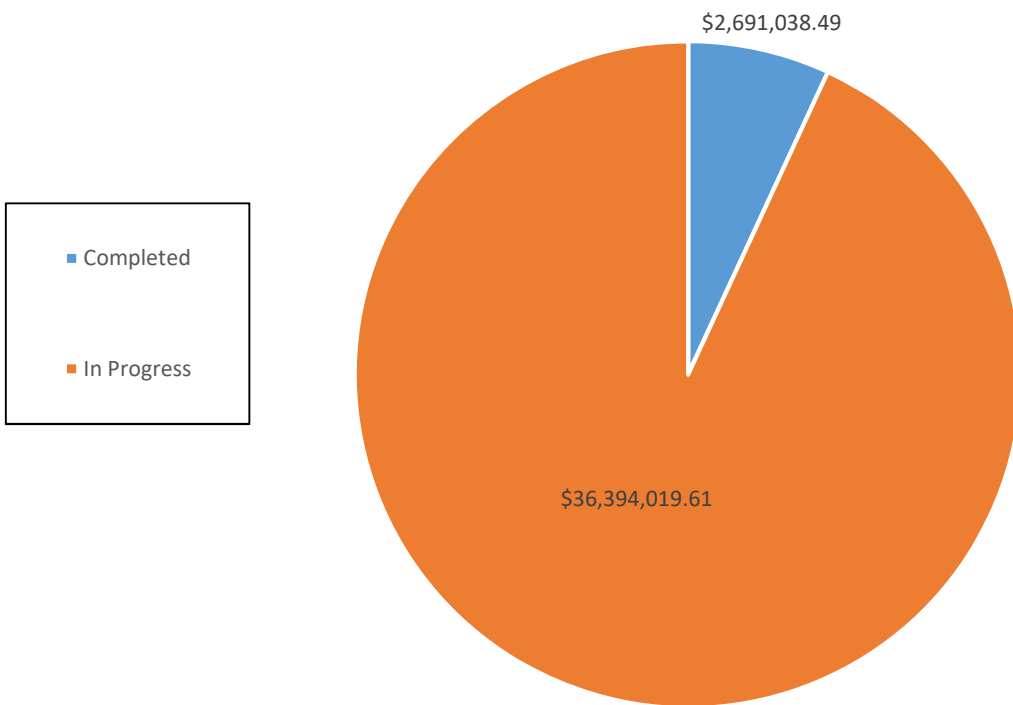


Senate District 34

	Number of Sites	Dollars Invested	Annual Electric Savings (kWh)	Annual Dollar Savings	15 Year Electric Savings (kWh)	15 Year Dollar Savings
Completed	12	\$ 2,691,038.49	1,641,051	\$ 271,091.07	24,615,765	\$ 4,066,366.05
In Progress	163	\$ 36,394,019.61	12,712,020	\$ 2,258,886.92	190,680,300	\$ 33,883,303.80
Grand Total	175	\$ 39,085,058.10	14,353,071	\$ 2,529,977.99	215,296,065.00	\$ 37,949,669.85

DAC	55	\$ 9,579,449.04	4,646,574	\$ 807,310.51	69,698,610	\$12,109,657.65
------------	----	-----------------	-----------	---------------	------------	-----------------

Senate District 34
Dollars Invested

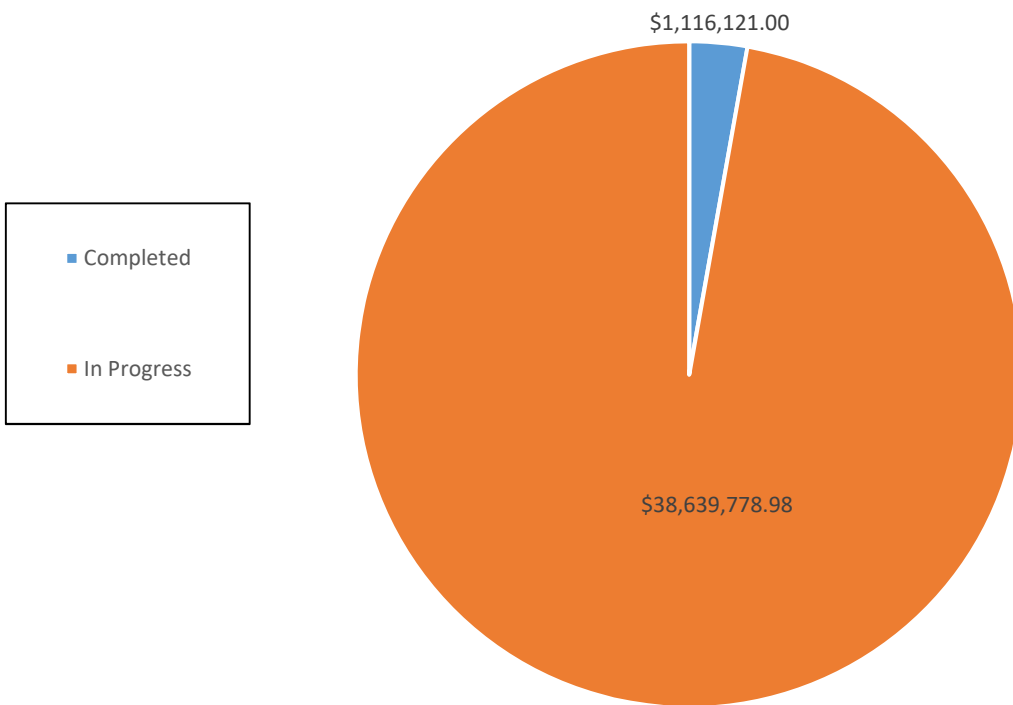


Senate District 35

	Number of Sites	Dollars Invested	Annual Electric Savings (kWh)	Annual Dollar Savings	15 Year Electric Savings (kWh)	15 Year Dollar Savings
Completed	3	\$ 1,116,121.00	464,182	\$ 89,240.91	6,962,730	\$ 1,338,613.65
In Progress	97	\$ 38,639,778.98	12,144,138	\$ 2,146,735.73	182,162,070	\$ 32,201,035.95
Grand Total	100	\$ 39,755,899.98	12,608,320	\$ 2,235,976.64	189,124,800.00	\$ 33,539,649.60

DAC	83	\$ 30,772,907.04	10,563,463	\$ 1,848,430.17	158,451,945	\$ 27,726,452.55
------------	-----------	-------------------------	-------------------	------------------------	--------------------	-------------------------

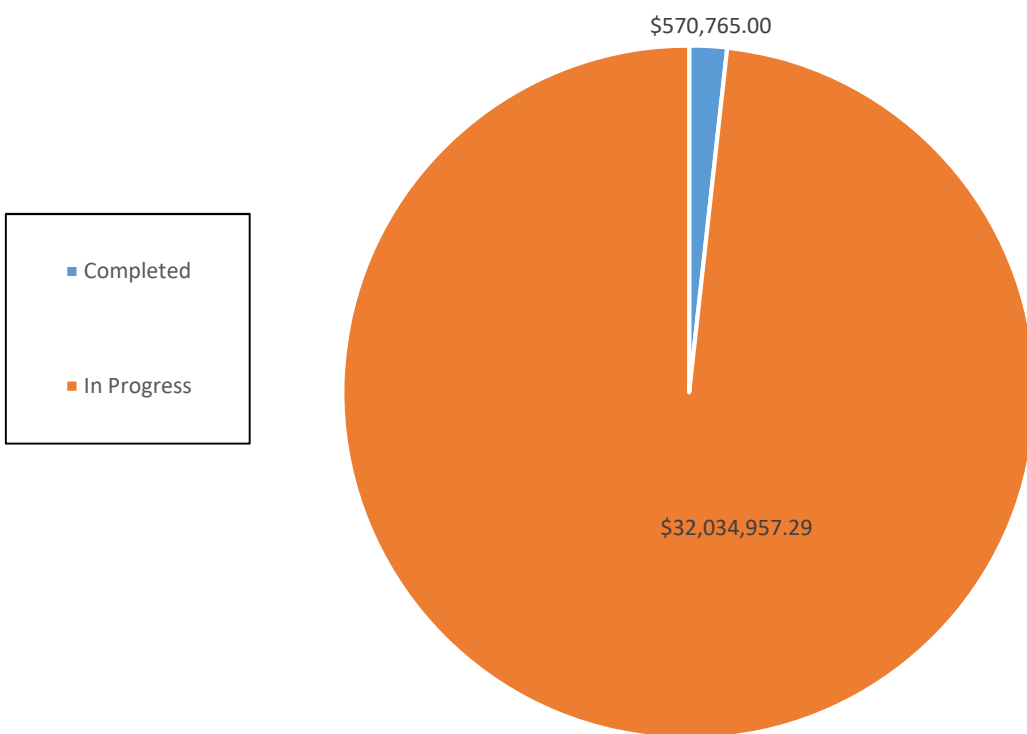
Senate District 35
Dollars Invested



Senate District 36

	Number of Sites	Dollars Invested	Annual Electric Savings (kWh)	Annual Dollar Savings	15 Year Electric Savings (kWh)	15 Year Dollar Savings
Completed	3	\$ 570,765.00	187,354	\$ 41,699.00	2,810,310	\$ 625,485.00
In Progress	110	\$ 32,034,957.29	12,306,070	\$ 2,790,402.20	184,591,050	\$ 41,856,033.00
Grand Total	113	\$ 32,605,722.29	12,493,424	\$ 2,832,101.20	187,401,360.00	\$ 42,481,518.00

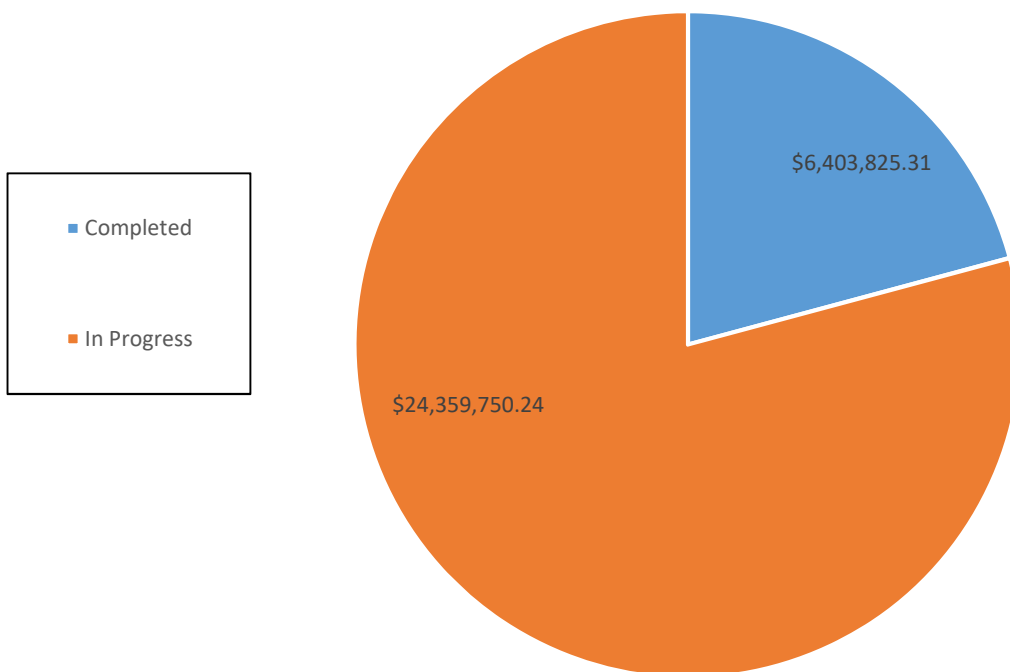
Senate District 36
Dollars Invested



Senate District 37						
	Number of Sites	Dollars Invested	Annual Electric Savings (kWh)	Annual Dollar Savings	15 Year Electric Savings (kWh)	15 Year Dollar Savings
Completed	29	\$ 6,403,825.31	3,007,941	\$ 503,094.07	45,119,115	\$ 7,546,411.05
In Progress	80	\$ 24,359,750.24	8,842,355	\$ 1,630,983.97	132,635,325	\$ 24,464,759.55
Grand Total	109	\$ 30,763,575.55	11,850,296	\$ 2,134,078.04	177,754,440.00	\$ 32,011,170.60

DAC	3	\$ 329,036.68	107,296	\$ 23,411.69	1,609,440	\$ 351,175.35
-----	---	---------------	---------	--------------	-----------	---------------

Senate District 37
Dollars Invested

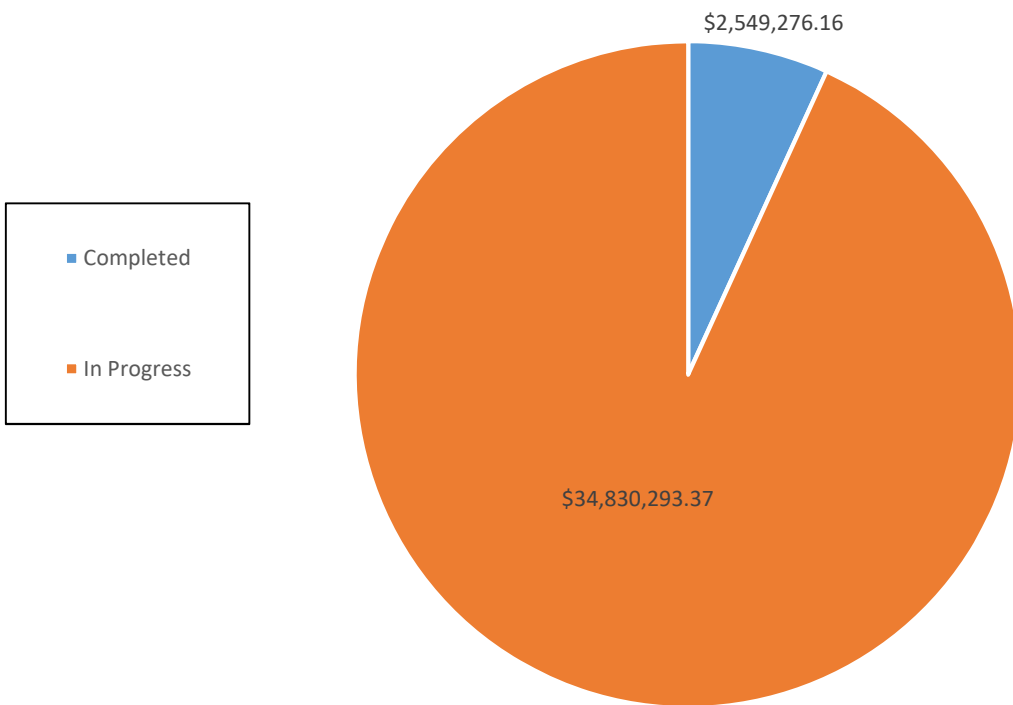


Senate District 38

	Number of Sites	Dollars Invested	Annual Electric Savings (kWh)	Annual Dollar Savings	15 Year Electric Savings (kWh)	15 Year Dollar Savings
Completed	16	\$ 2,549,276.16	919,152	\$ 297,465.04	13,787,280	\$ 4,461,975.60
In Progress	199	\$ 34,830,293.37	14,242,797	\$ 3,469,655.83	213,641,955	\$ 52,044,837.45
Grand Total	215	\$ 37,379,569.53	15,161,949	\$ 3,767,120.87	227,429,235.00	\$ 56,506,813.05

DAC	2	\$ 23,656.00	77,965	\$ 25,779.00	1,169,475	\$ 386,685.00
------------	---	--------------	--------	--------------	-----------	---------------

Senate District 38
Dollars Invested

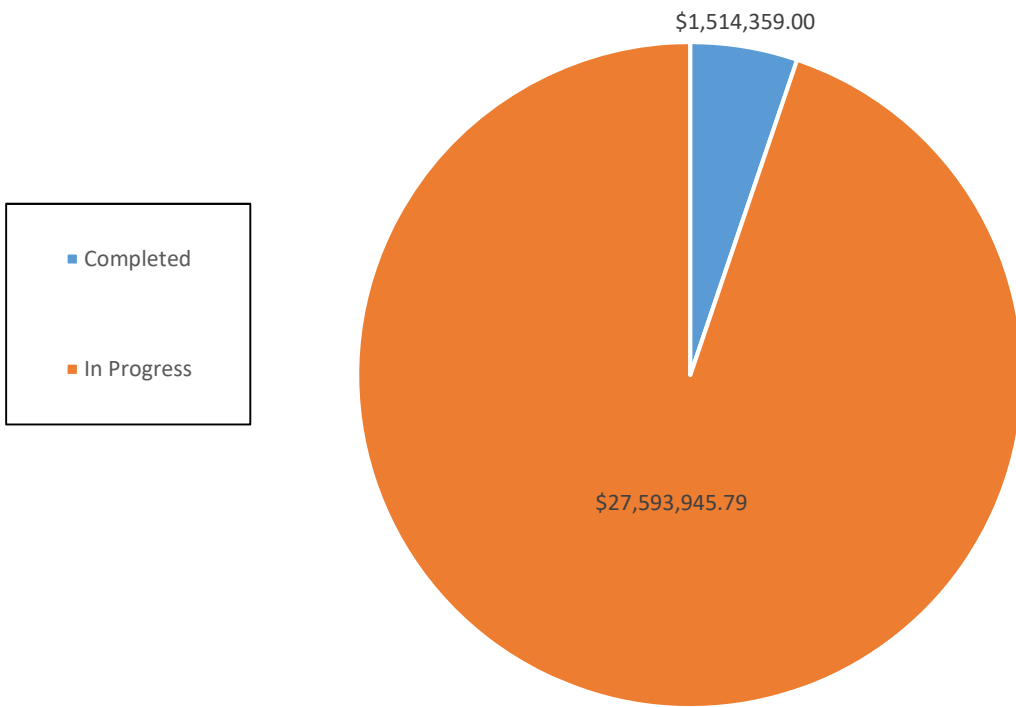


Senate District 39

	Number of Sites	Dollars Invested	Annual Electric Savings (kWh)	Annual Dollar Savings	15 Year Electric Savings (kWh)	15 Year Dollar Savings
Completed	11	\$ 1,514,359.00	690,390	\$ 117,494.63	10,355,850	\$ 1,762,419.45
In Progress	122	\$ 27,593,945.79	9,154,377	\$ 2,098,215.78	137,315,655	\$ 31,473,236.70
Grand Total	133	\$ 29,108,304.79	9,844,767	\$ 2,215,710.41	147,671,505.00	\$ 33,235,656.15

DAC	7	\$ 874,438.50	365,023	\$ 86,281.87	5,475,345	\$ 1,294,228.05
------------	---	---------------	---------	--------------	-----------	-----------------

Senate District 39
Dollars Invested



Senate District 40						
	Number of Sites	Dollars Invested	Annual Electric Savings (kWh)	Annual Dollar Savings	15 Year Electric Savings (kWh)	15 Year Dollar Savings
Completed	33	\$ 5,585,400.78	2,224,894	\$ 438,666.04	33,373,410	\$ 6,579,990.60
In Progress	171	\$ 39,694,163.84	17,892,157	\$ 3,580,766.86	268,382,355	\$ 53,711,502.90
Grand Total	204	\$ 45,279,564.62	20,117,051	\$ 4,019,432.90	301,755,765.00	\$ 60,291,493.50

DAC	67	\$ 13,009,897.08	6,472,891	\$ 1,108,263.90	97,093,365	\$ 16,623,958.50
-----	----	------------------	-----------	-----------------	------------	------------------

Senate District 40
Dollars Invested

