

# Appendix G: Proposition 39 K-12 Allocations by Legislative District

---

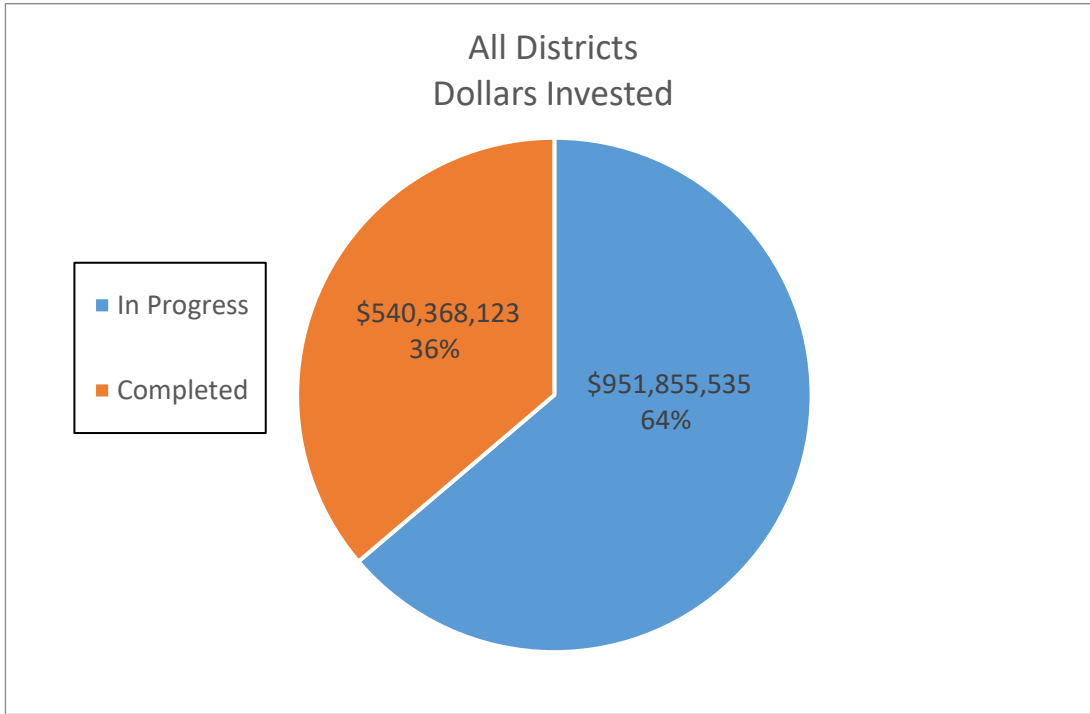
This Appendix contains information on Proposition 39 K-12 allocations and energy savings by legislative district through June 30, 2020. It is based on data collected by the Energy Commission. For each district, the total number of school sites identified in Energy Expenditure Plans is included, as well as the Proposition 39 cost/investment at each site, the annual electric savings, the annual dollar savings, and whether the projects at the school sites are completed or still in-progress. A fifteen-year estimate of electric savings and dollar savings is also included.

Finally, the appendix highlights similar information for districts with school sites located within disadvantaged communities (DAC), as defined by the CalEnviroScreen 3.0 tool.<sup>1</sup> This is different than a Proposition 39 disadvantaged Local Educational Agency (LEA) as defined in Senate Bill 73 (Committee on Budget and Fiscal Review, Chapter 29, Statutes of 2013), which identifies a disadvantaged LEA as one that has a ratio of free and reduced-priced meals (FRPM)/average daily attendance (ADA) of 0.75 or greater.

---

<sup>1</sup> For more information on CalEnviroScreen, see: <https://oehha.ca.gov/calenviroscreen>

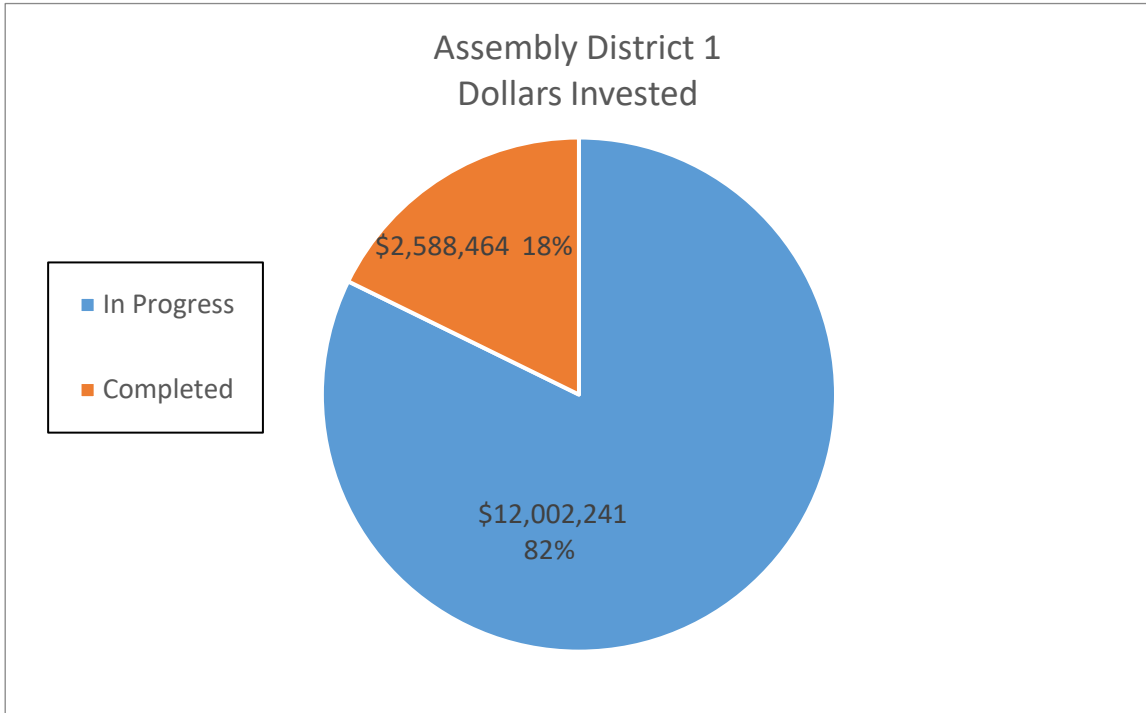
All Districts						
	Number of Sites	Dollars Invested	Annual Electric Savings (kWh)	Annual Dollar Savings	15 Year Electric Savings (kWh)	15 Year Dollar Savings
In Progress	4329	\$ 951,855,535.38	345,754,830	\$ 65,386,529.75	5,186,322,450	\$ 980,797,946.28
Completed	2795	\$ 540,368,122.74	213,282,084	\$ 39,392,434.62	3,199,231,260	\$ 590,886,519.25
Grand Total	7124	\$ 1,492,223,658.13	559,036,914	\$104,778,964.37	8,385,553,710.00	\$ 1,571,684,465.53
DAC	1684	\$ 418,935,423.45	151,589,191	\$ 27,112,425.43	2,273,837,865	\$ 406,686,381.41



**Assembly District 1**

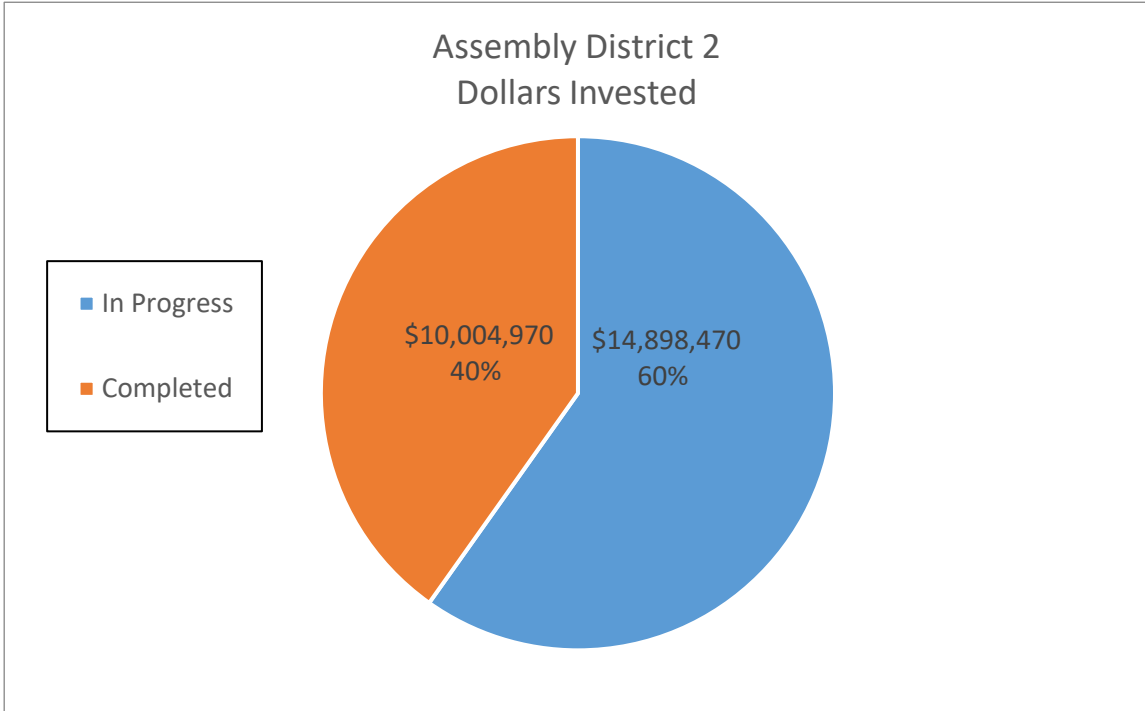
<b>In Progress</b>	<b>59</b>	<b>\$ 12,002,241.38</b>	<b>4,538,468</b>	<b>\$ 782,468.53</b>	<b>68,077,020</b>	<b>\$ 11,737,027.95</b>
<b>Completed</b>	<b>24</b>	<b>\$ 2,588,464.16</b>	<b>1,063,298</b>	<b>\$ 178,605.76</b>	<b>15,949,470</b>	<b>\$ 2,679,086.40</b>

<b>DAC</b>	<b>11</b>	<b>\$ 1,704,253.10</b>	<b>851,412</b>	<b>\$ 142,965.00</b>	<b>12,771,180</b>	<b>\$ 2,144,475.00</b>
------------	-----------	------------------------	----------------	----------------------	-------------------	------------------------



Assembly District 2

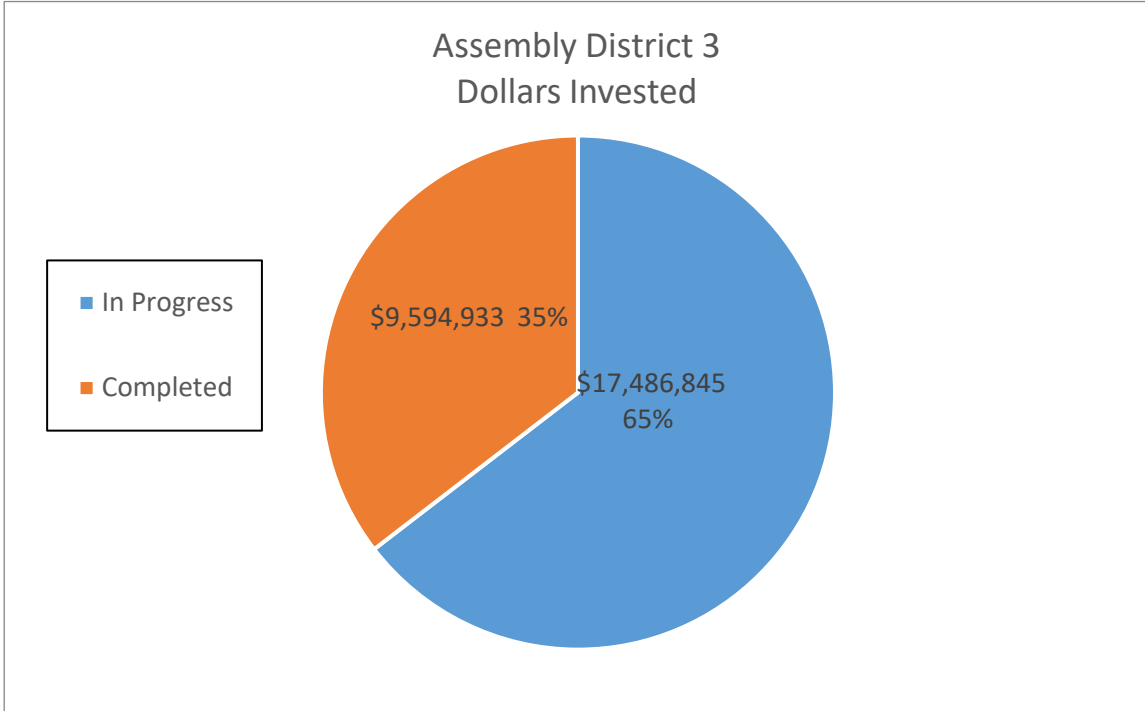
In Progress	104	\$ 14,898,470.18	5,245,338	\$ 1,042,982.53	78,680,070	\$ 15,644,737.95
Completed	92	\$ 10,004,970.06	3,490,745	\$ 731,018.91	52,361,175	\$ 10,965,283.62



**Assembly District 3**

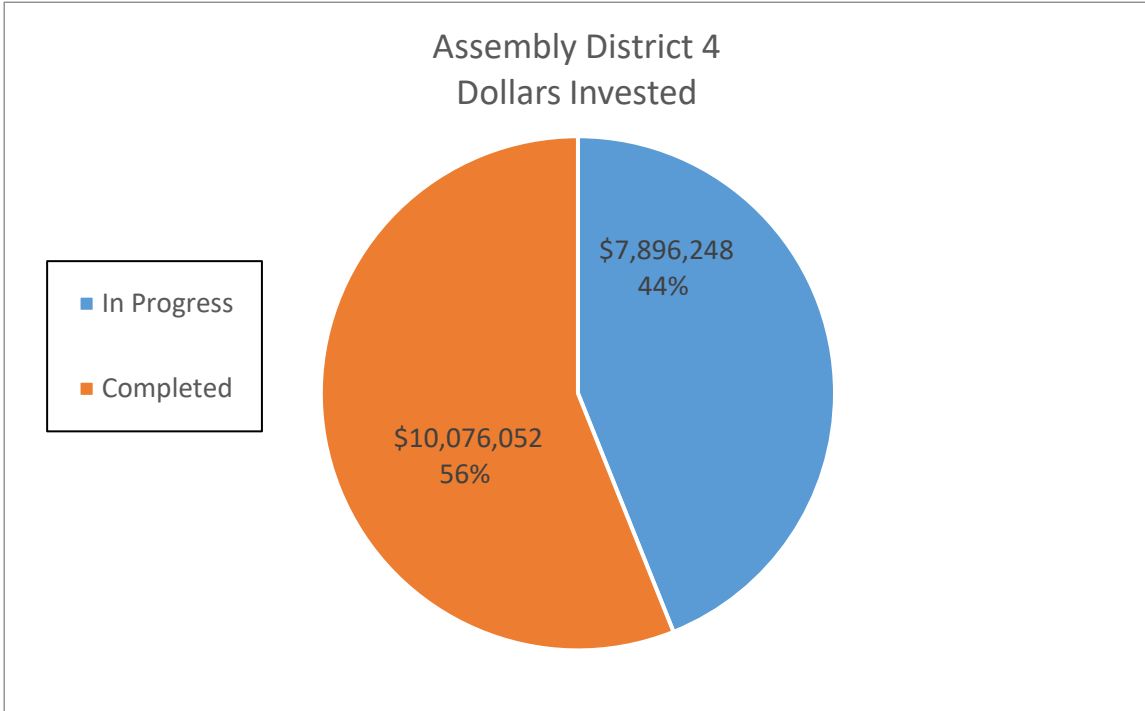
<b>In Progress</b>	<b>127</b>	<b>\$ 17,486,845.07</b>	<b>6,608,112</b>	<b>\$ 1,325,362.70</b>	<b>99,121,680</b>	<b>\$ 19,880,440.46</b>
<b>Completed</b>	<b>82</b>	<b>\$ 9,594,932.71</b>	<b>3,883,692</b>	<b>\$ 727,368.40</b>	<b>58,255,380</b>	<b>\$ 10,910,526.00</b>

<b>DAC</b>	<b>10</b>	<b>\$ 1,305,593.09</b>	<b>377,108</b>	<b>\$ 77,231.85</b>	<b>5,656,620</b>	<b>\$ 1,158,477.75</b>
------------	-----------	------------------------	----------------	---------------------	------------------	------------------------



**Assembly District 4**

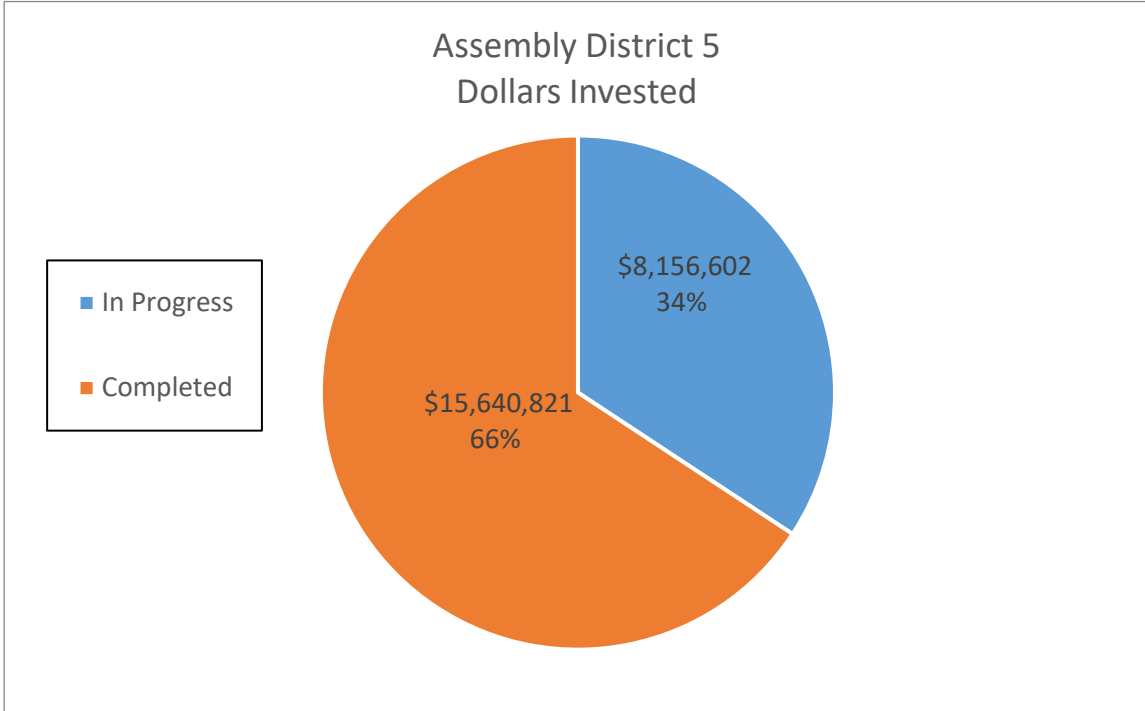
	Annual Electric	Annual Dollar	15 Year Electric	15 Year Dollar
In Progress	42	\$ 7,896,247.91	2,398,344	\$ 615,967.85
Completed	43	\$ 10,076,052.07	4,945,712	\$ 1,010,734.55



**Assembly District 5**

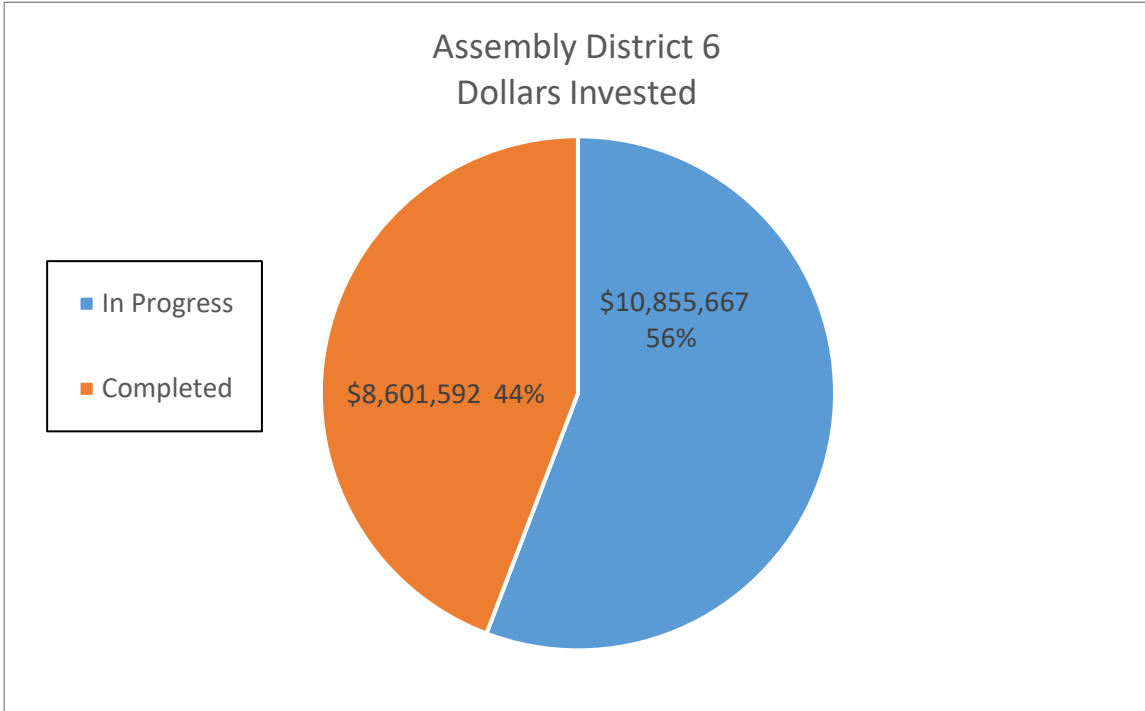
<b>In Progress</b>	<b>56</b>	<b>\$ 8,156,601.52</b>	<b>3,530,151</b>	<b>\$ 568,468.05</b>	<b>52,952,265</b>	<b>\$ 8,527,020.75</b>	
<b>Completed</b>	<b>118</b>	<b>\$ 15,640,821.05</b>	<b>6,461,727</b>	<b>\$ 1,097,335.02</b>	<b>96,925,905</b>	<b>\$ 16,460,025.30</b>	

<b>DAC</b>	<b>20</b>	<b>\$ 4,600,659.77</b>	<b>1,231,650</b>	<b>\$ 207,728.90</b>	<b>18,474,750</b>	<b>\$ 3,115,933.50</b>	
------------	-----------	------------------------	------------------	----------------------	-------------------	------------------------	--



Assembly District 6

In Progress	56	\$ 10,855,667.36	5,661,537	\$ 968,223.24	84,923,055	\$ 14,523,348.60
Completed	44	\$ 8,601,592.19	3,488,426	\$ 559,899.26	52,326,390	\$ 8,398,488.90

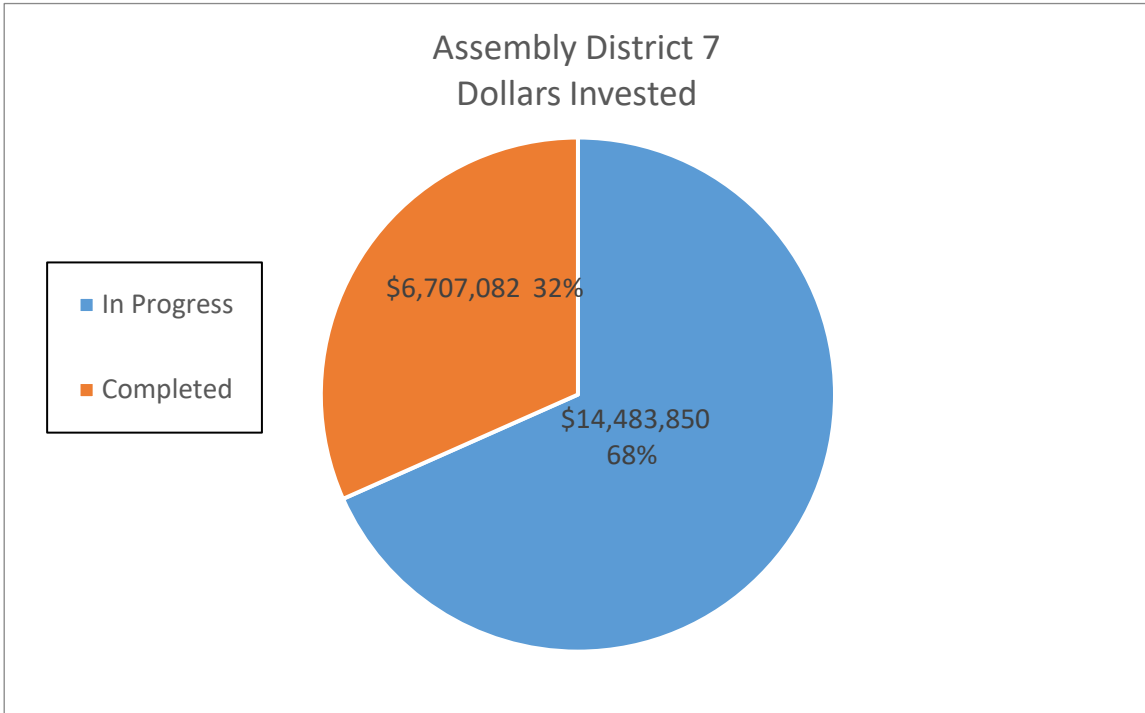




**Assembly District 7**

<b>In Progress</b>	<b>47</b>	<b>\$ 14,483,850.08</b>	<b>4,486,689</b>	<b>\$ 637,769.99</b>	<b>67,300,335</b>	<b>\$ 9,566,549.85</b>
<b>Completed</b>	<b>25</b>	<b>\$ 6,707,082.14</b>	<b>2,245,021</b>	<b>\$ 329,072.56</b>	<b>33,675,315</b>	<b>\$ 4,936,088.40</b>

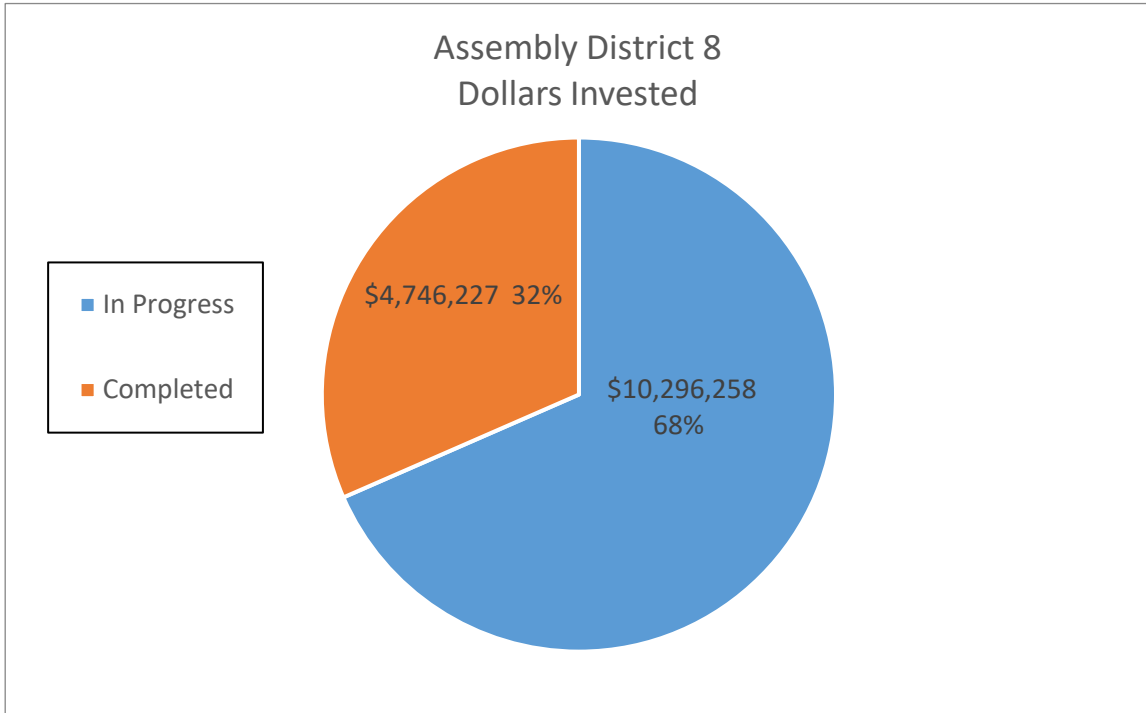
<b>DAC</b>	<b>15</b>	<b>\$ 4,553,568.30</b>	<b>1,030,752</b>	<b>\$ 158,220.11</b>	<b>15,461,280</b>	<b>\$ 2,373,301.65</b>
------------	-----------	------------------------	------------------	----------------------	-------------------	------------------------



**Assembly District 8**

<b>In Progress</b>	<b>44</b>	<b>\$ 10,296,257.80</b>	<b>3,641,695</b>	<b>\$ 525,789.13</b>	<b>54,625,425</b>	<b>\$ 7,886,836.95</b>	
<b>Completed</b>	<b>60</b>	<b>\$ 4,746,227.00</b>	<b>2,416,618</b>	<b>\$ 365,230.64</b>	<b>36,249,270</b>	<b>\$ 5,478,459.60</b>	

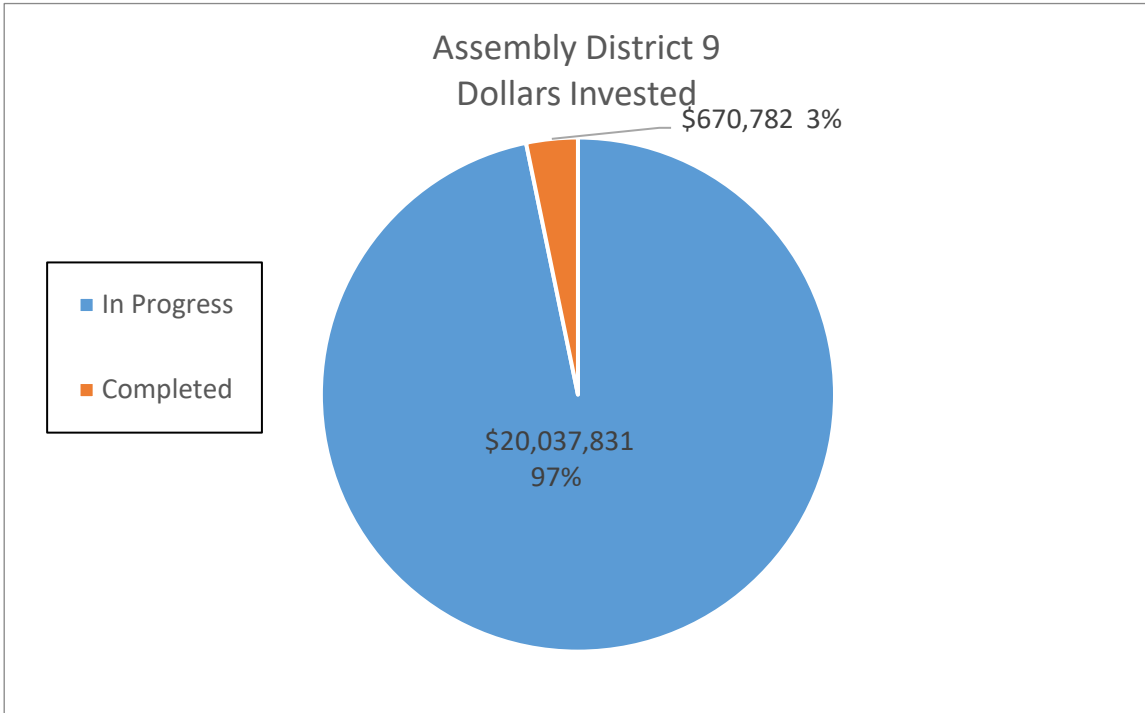
<b>DAC</b>	<b>12</b>	<b>\$ 2,000,464.80</b>	<b>690,196</b>	<b>\$ 97,582.85</b>	<b>10,352,940</b>	<b>\$ 1,463,742.75</b>	
------------	-----------	------------------------	----------------	---------------------	-------------------	------------------------	--



**Assembly District 9**

<b>In Progress</b>	<b>66</b>	<b>\$ 20,037,831.06</b>	<b>8,297,627</b>	<b>\$ 1,218,211.91</b>	<b>124,464,405</b>	<b>\$ 18,273,178.65</b>
<b>Completed</b>	<b>4</b>	<b>\$ 670,782.00</b>	<b>297,940</b>	<b>\$ 39,654.40</b>	<b>4,469,100</b>	<b>\$ 594,816.00</b>

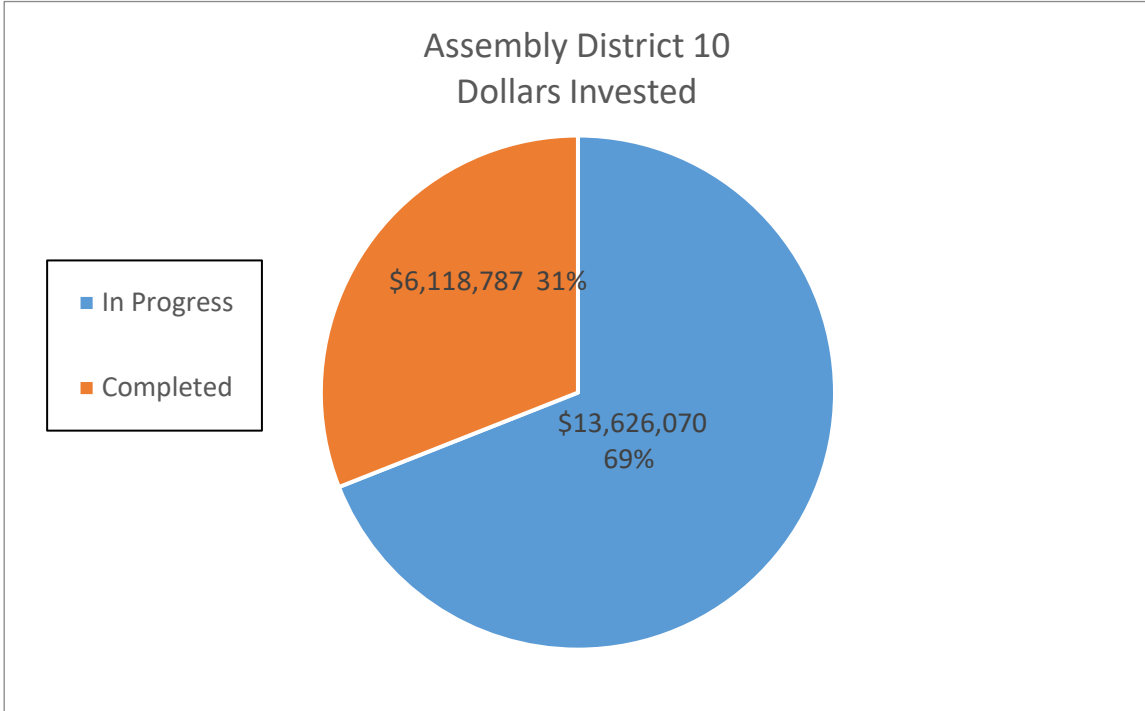
<b>DAC</b>	<b>9</b>	<b>\$ 2,532,938.69</b>	<b>927,196</b>	<b>\$ 149,369.72</b>	<b>13,907,940</b>	<b>\$ 2,240,545.80</b>
------------	----------	------------------------	----------------	----------------------	-------------------	------------------------



**Assembly District 10**

<b>In Progress</b>	<b>95</b>	<b>\$ 13,626,070.37</b>	<b>4,996,608</b>	<b>\$ 1,030,602.80</b>	<b>74,949,120</b>	<b>\$ 15,459,041.94</b>
<b>Completed</b>	<b>47</b>	<b>\$ 6,118,787.45</b>	<b>2,244,898</b>	<b>\$ 468,933.92</b>	<b>33,673,470</b>	<b>\$ 7,034,008.80</b>

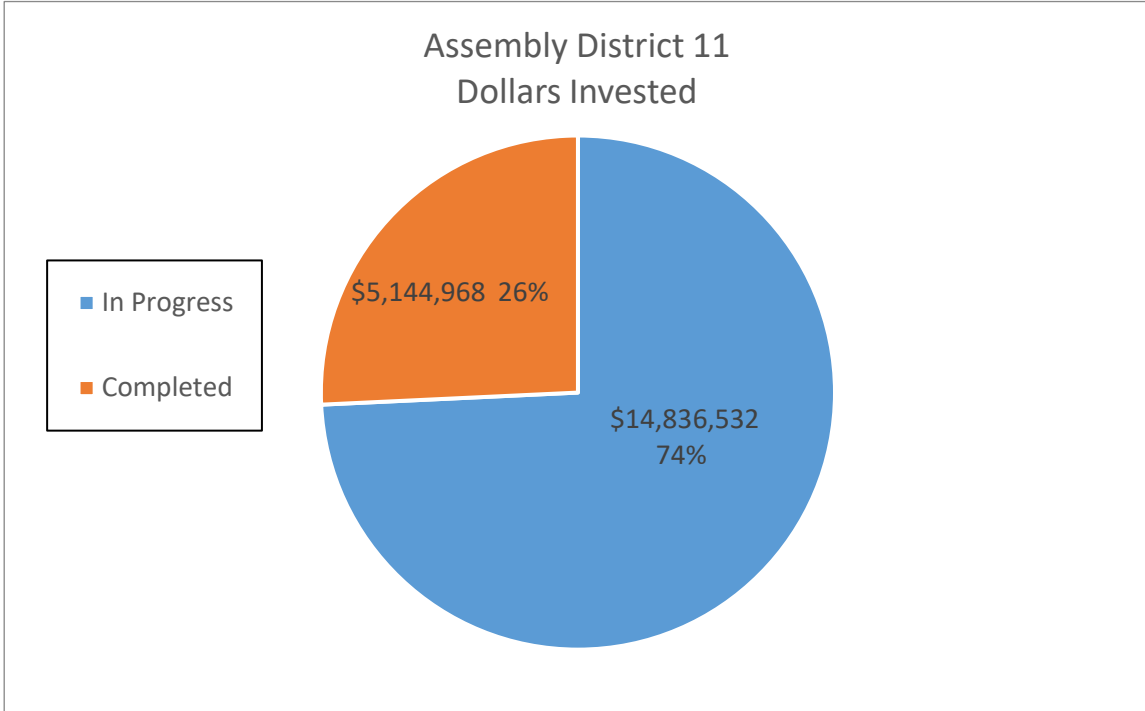
<b>DAC</b>	<b>2</b>	<b>\$ 202,769.00</b>	<b>136,049</b>	<b>\$ 7,985.25</b>	<b>2,040,735</b>	<b>\$ 119,778.75</b>
------------	----------	----------------------	----------------	--------------------	------------------	----------------------



**Assembly District 11**

<b>In Progress</b>	<b>71</b>	<b>\$ 14,836,532.28</b>	<b>5,933,306</b>	<b>\$ 1,175,408.98</b>	<b>88,999,590</b>	<b>\$ 17,631,134.70</b>
<b>Completed</b>	<b>26</b>	<b>\$ 5,144,968.33</b>	<b>1,983,228</b>	<b>\$ 419,356.87</b>	<b>29,748,420</b>	<b>\$ 6,290,353.05</b>

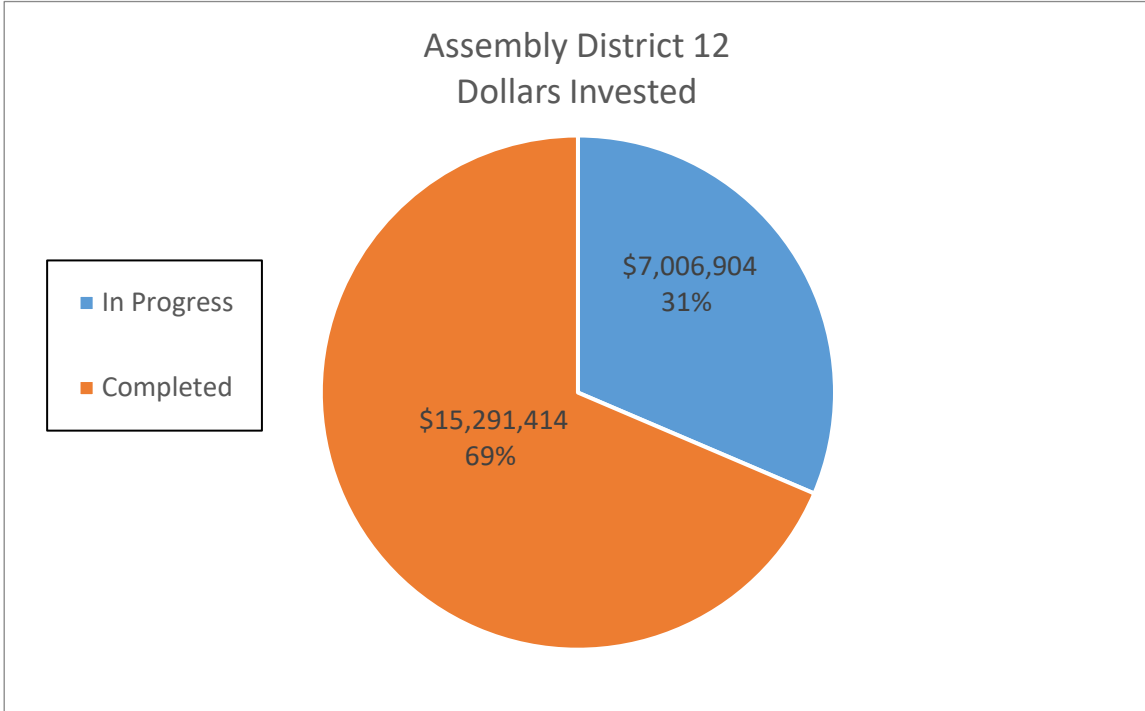
<b>DAC</b>	<b>8</b>	<b>\$ 2,266,474.84</b>	<b>417,940</b>	<b>\$ 64,954.00</b>	<b>6,269,100</b>	<b>\$ 974,310.00</b>
------------	----------	------------------------	----------------	---------------------	------------------	----------------------



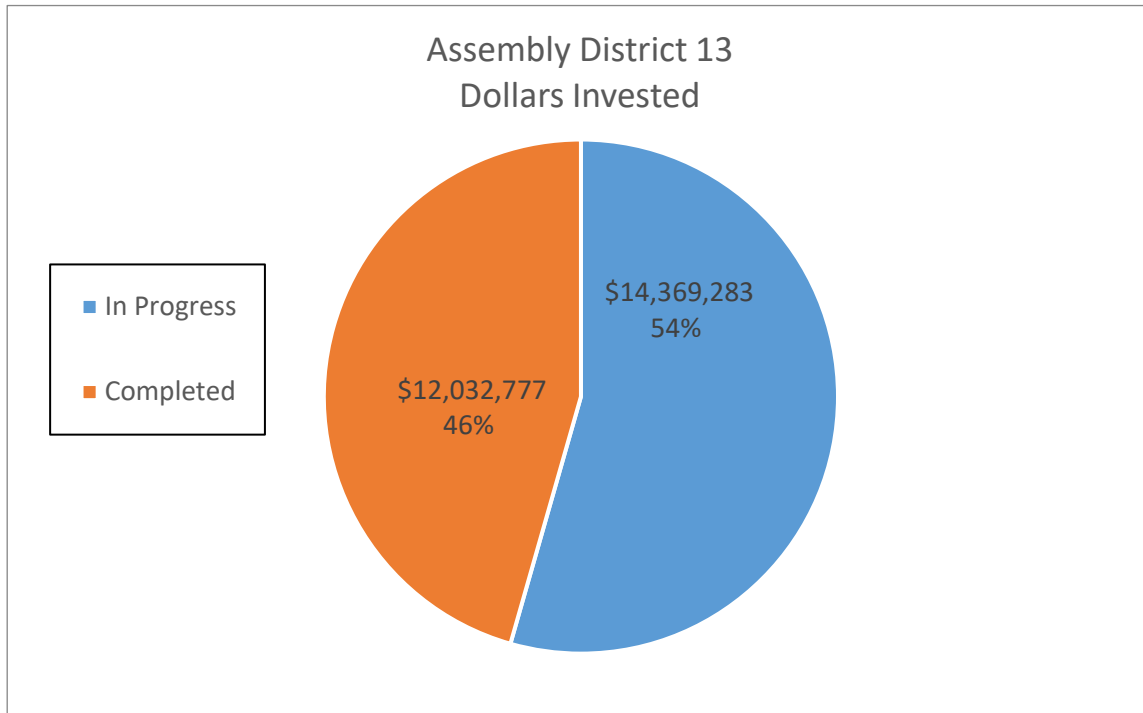
**Assembly District 12**

<b>In Progress</b>	<b>56</b>	<b>\$ 7,006,903.69</b>	<b>2,858,868</b>	<b>\$ 422,079.72</b>	<b>42,883,020</b>	<b>\$ 6,331,195.80</b>
<b>Completed</b>	<b>73</b>	<b>\$ 15,291,414.24</b>	<b>7,301,990</b>	<b>\$ 1,036,106.11</b>	<b>109,529,850</b>	<b>\$ 15,541,591.65</b>

<b>DAC</b>	<b>57</b>	<b>\$ 9,846,539.02</b>	<b>4,352,281</b>	<b>\$ 638,019.53</b>	<b>65,284,215</b>	<b>\$ 9,570,292.95</b>
------------	-----------	------------------------	------------------	----------------------	-------------------	------------------------



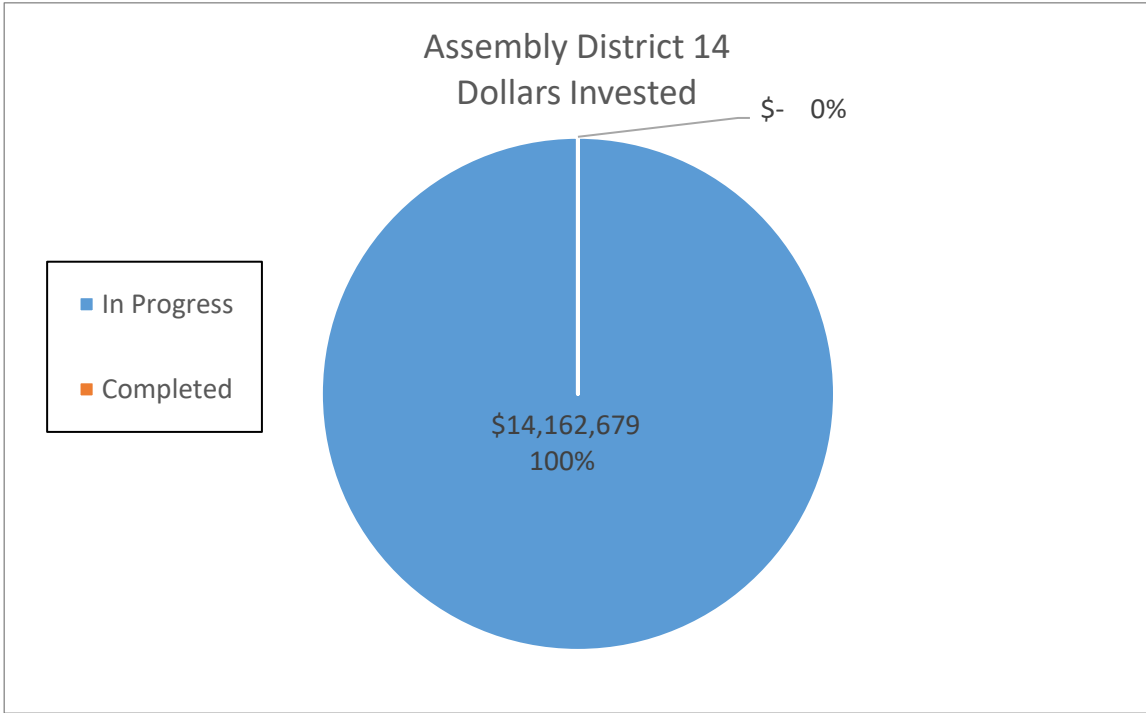
Assembly District 13						
	Number of Sites	Dollars Invested	Annual Electric Savings (kWh)	Annual Dollar Savings	15 Year Electric Savings (kWh)	15 Year Dollar Savings
In Progress	75	\$ 14,369,282.74	5,648,279	\$ 1,106,793.52	84,724,185	\$ 16,601,902.80
Completed	65	\$ 12,032,776.52	3,935,474	\$ 724,407.93	59,032,110	\$ 10,866,118.95
Grand Total	140	\$ 26,402,059.26	9,583,753	\$ 1,831,201.45	143,756,295.00	\$ 27,468,021.75
DAC	96	\$ 16,108,310.20	5,401,937	\$ 1,098,189.39	81,029,055	\$ 16,472,840.85



**Assembly District 14**

<b>In Progress</b>	<b>77</b>	<b>\$ 14,162,679.49</b>	<b>1,641,129</b>	<b>\$ 548,401.58</b>	<b>24,616,935</b>	<b>\$ 8,226,023.70</b>	

<b>DAC</b>	<b>9</b>	<b>\$ 1,231,088.58</b>	<b>413,022</b>	<b>\$ 86,066.80</b>	<b>6,195,330</b>	<b>\$ 1,291,002.00</b>	
------------	----------	------------------------	----------------	---------------------	------------------	------------------------	--

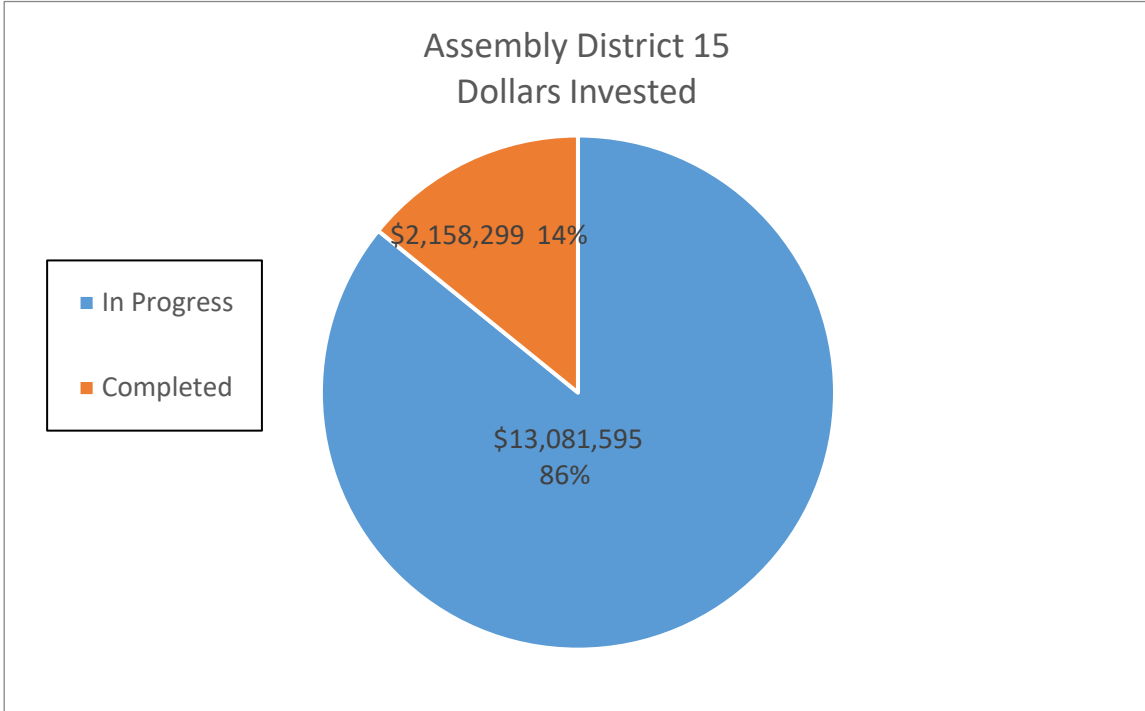




**Assembly District 15**

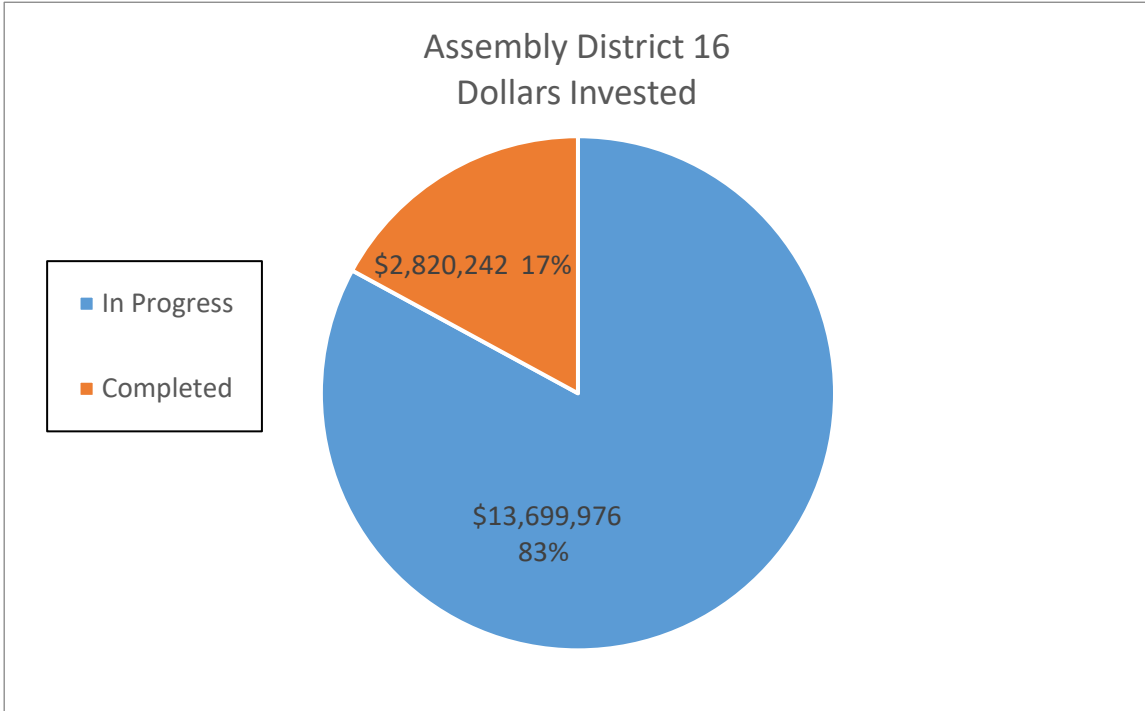
<b>In Progress</b>	<b>64</b>	<b>\$ 13,081,594.51</b>	<b>4,858,425</b>	<b>\$ 935,909.89</b>	<b>72,876,375</b>	<b>\$ 14,038,648.35</b>
<b>Completed</b>	<b>8</b>	<b>\$ 2,158,299.45</b>	<b>1,221,213</b>	<b>\$ 219,293.64</b>	<b>18,318,195</b>	<b>\$ 3,289,404.60</b>

<b>DAC</b>	<b>14</b>	<b>\$ 3,429,427.76</b>	<b>1,534,434</b>	<b>\$ 253,782.33</b>	<b>23,016,510</b>	<b>\$ 3,806,734.95</b>
------------	-----------	------------------------	------------------	----------------------	-------------------	------------------------



**Assembly District 16**

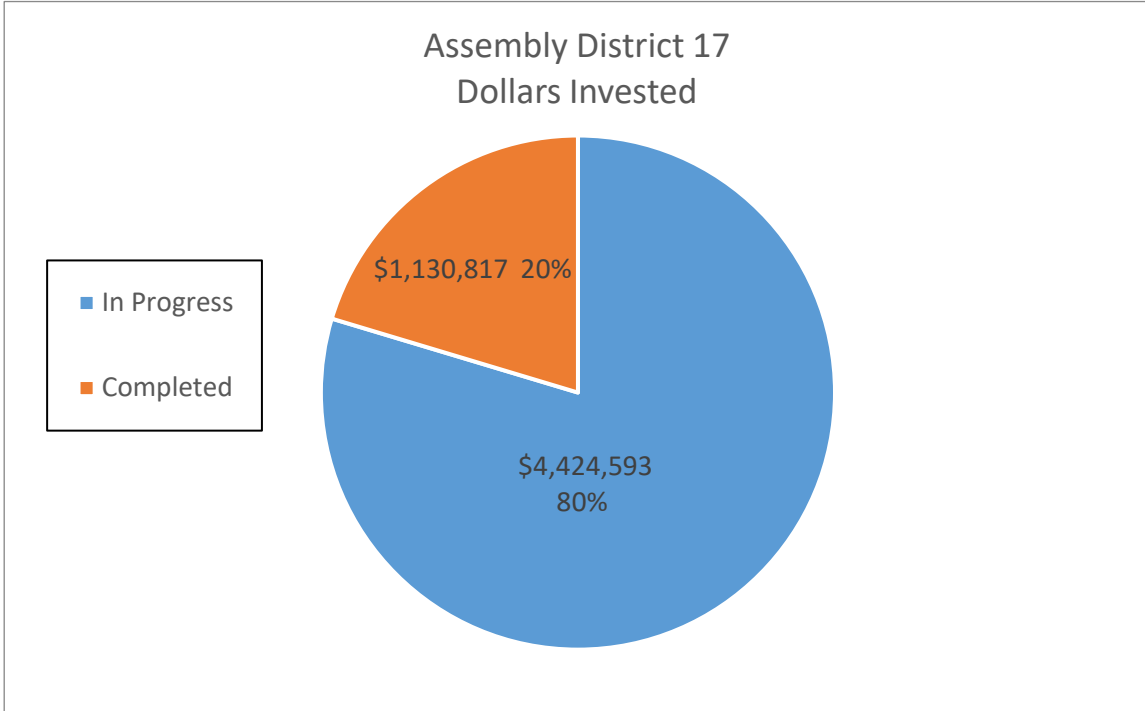
<b>In Progress</b>	<b>108</b>	<b>\$ 13,699,976.48</b>	<b>3,414,087</b>	<b>\$ 657,221.47</b>	<b>51,211,305</b>	<b>\$ 9,858,322.05</b>	
<b>Completed</b>	<b>41</b>	<b>\$ 2,820,242.08</b>	<b>1,655,866</b>	<b>\$ 281,882.02</b>	<b>24,837,990</b>	<b>\$ 4,228,230.30</b>	



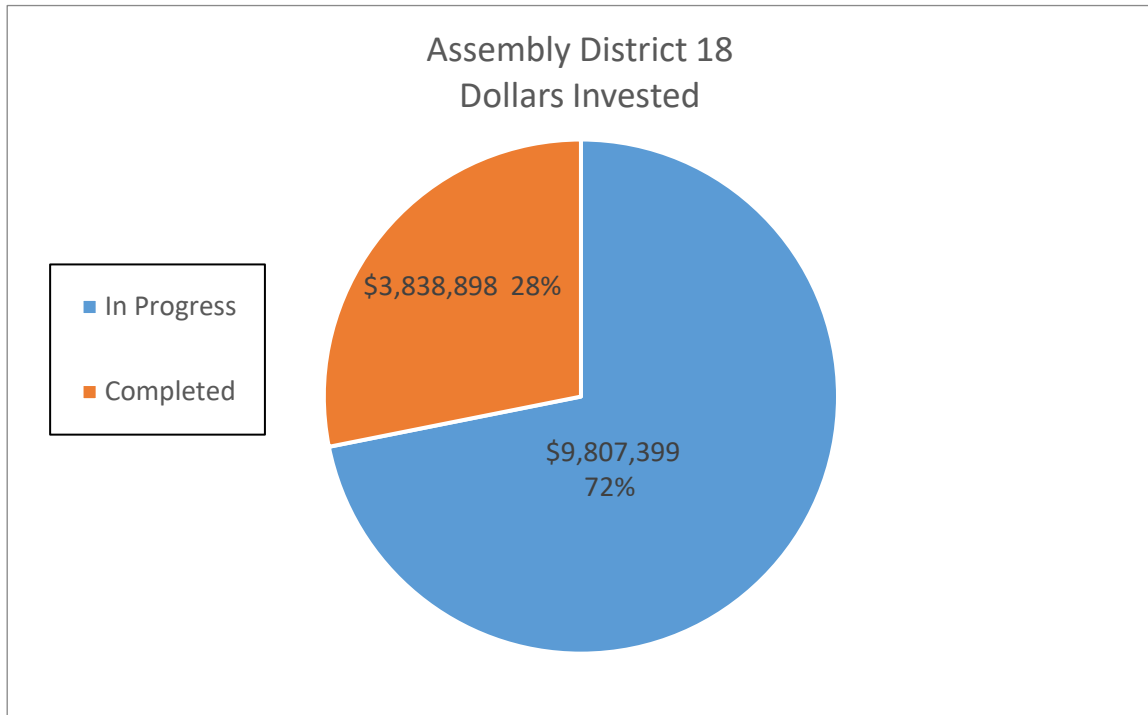
**Assembly District 17**

<b>In Progress</b>	<b>16</b>	<b>\$ 4,424,593.04</b>	<b>853,670</b>	<b>\$ 119,108.79</b>	<b>12,805,050</b>	<b>\$ 1,786,631.85</b>
<b>Completed</b>	<b>3</b>	<b>\$ 1,130,817.22</b>	<b>69,856</b>	<b>\$ 10,170.26</b>	<b>1,047,840</b>	<b>\$ 152,553.90</b>

<b>DAC</b>	<b>3</b>	<b>\$ 250,552.58</b>	<b>109,844</b>	<b>\$ 19,170.35</b>	<b>1,647,660</b>	<b>\$ 287,555.25</b>
------------	----------	----------------------	----------------	---------------------	------------------	----------------------

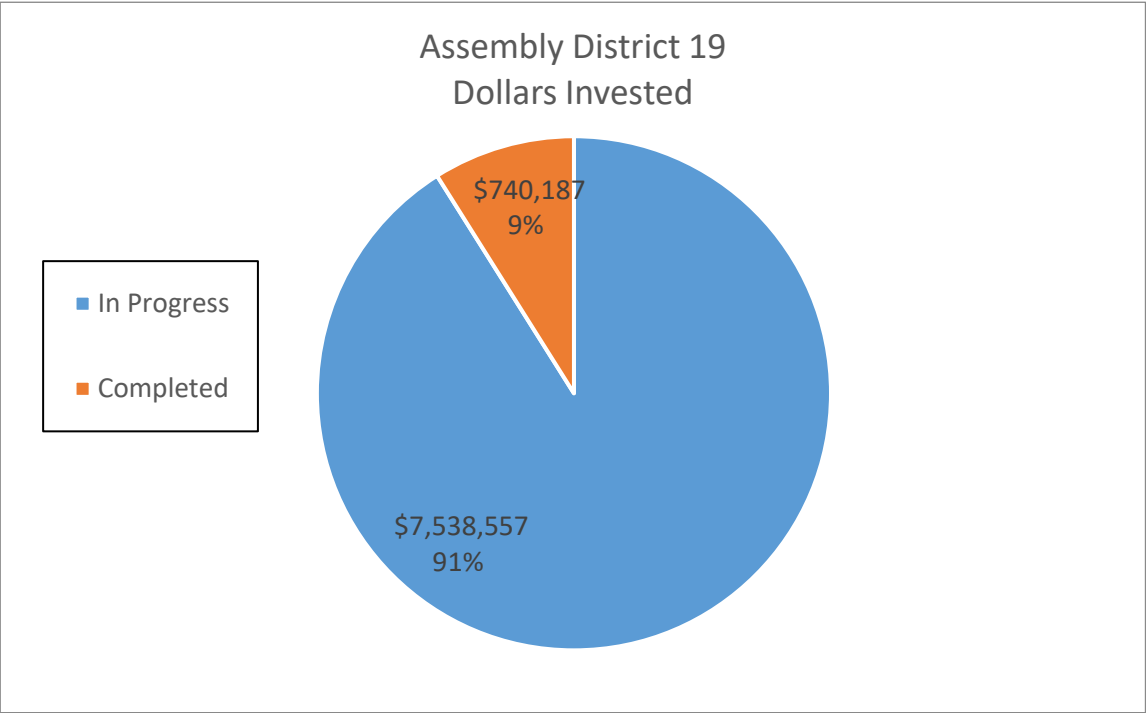


Assembly District 18						
	Number of Sites	Dollars Invested	Annual Electric Savings (kWh)	Annual Dollar Savings	15 Year Electric Savings (kWh)	15 Year Dollar Savings
In Progress	47	\$ 9,807,399.03	2,684,178	\$ 512,274.92	40,262,670	\$ 7,684,123.80
Completed	12	\$ 3,838,898.00	1,755,848	\$ 314,351.25	26,337,720	\$ 4,715,268.75
Grand Total	59	\$ 13,646,297.03	4,440,026	\$ 826,626.17	66,600,390.00	\$ 12,399,392.55
DAC	16	\$ 5,058,046.86	1,301,112	\$ 258,755.59	19,516,680	\$ 3,881,333.85



**Assembly District 19**

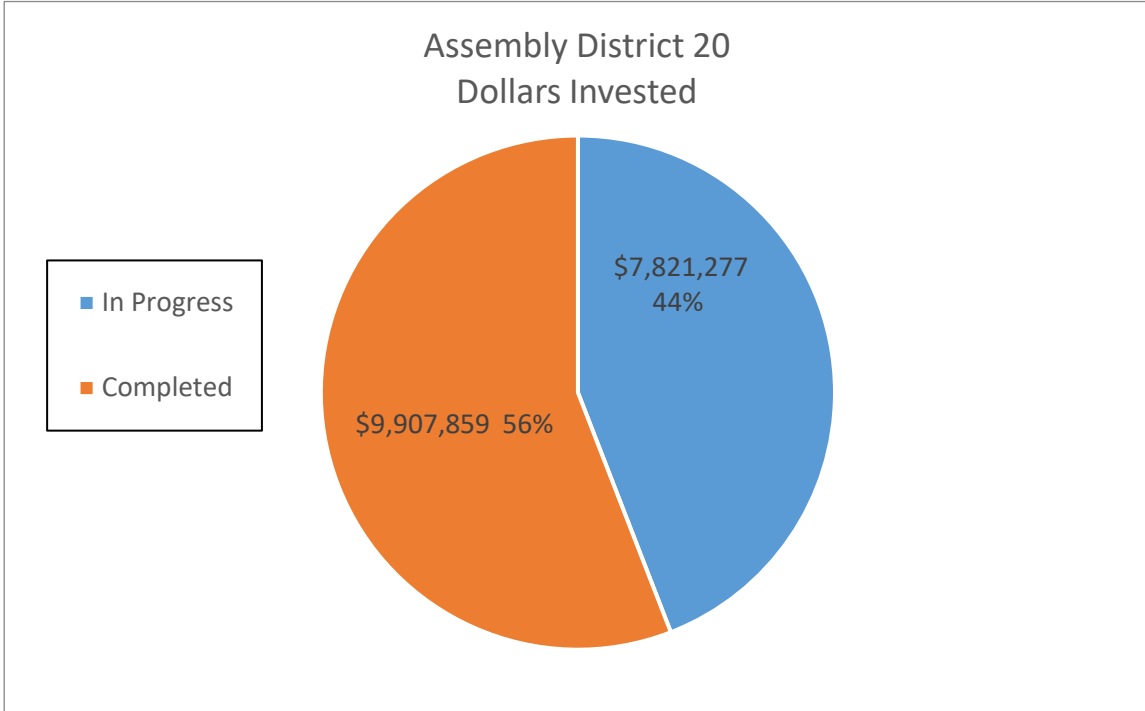
<b>In Progress</b>	<b>23</b>	<b>\$ 7,538,556.68</b>	<b>753,616</b>	<b>\$ 140,519.82</b>	<b>11,304,240</b>	<b>\$ 2,107,797.30</b>	
<b>Completed</b>	<b>3</b>	<b>\$ 740,186.86</b>	<b>354,125</b>	<b>\$ 71,910.00</b>	<b>5,311,875</b>	<b>\$ 1,078,650.00</b>	



**Assembly District 20**

<b>In Progress</b>	<b>19</b>	<b>\$ 7,821,277.00</b>	<b>4,834,937</b>	<b>\$ 728,412.60</b>	<b>72,524,055</b>	<b>\$ 10,926,189.00</b>
<b>Completed</b>	<b>57</b>	<b>\$ 9,907,858.60</b>	<b>3,587,530</b>	<b>\$ 625,194.00</b>	<b>53,812,950</b>	<b>\$ 9,377,910.00</b>

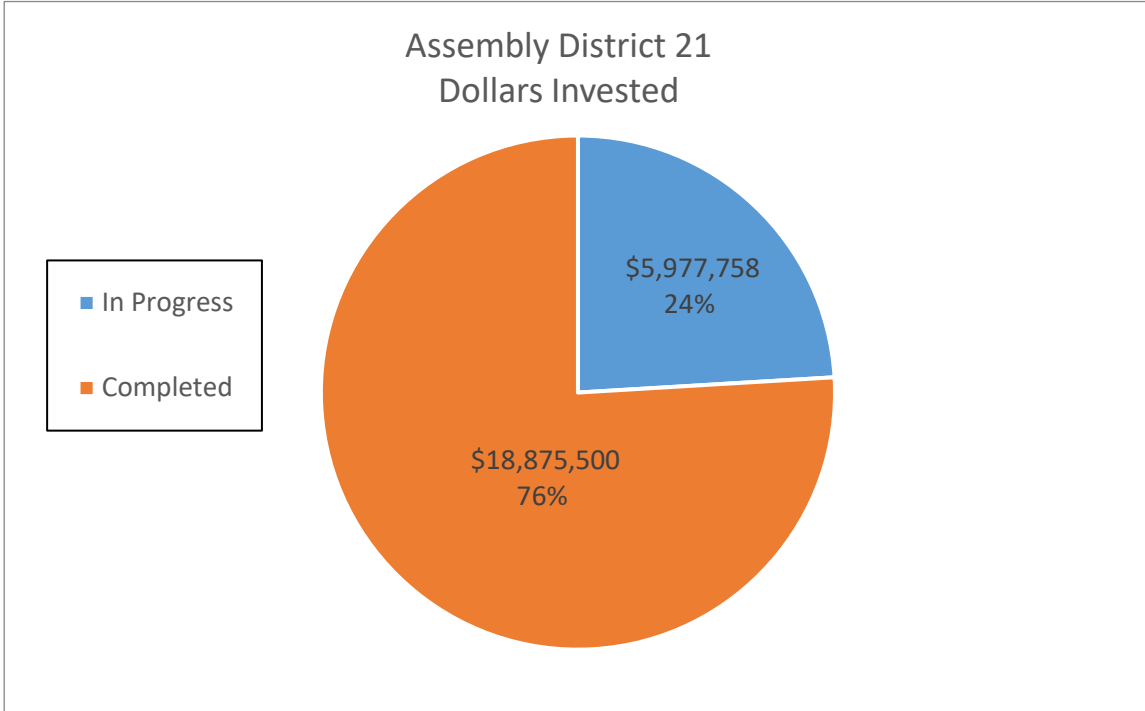
<b>DAC</b>	<b>2</b>	<b>\$ 542,806.00</b>	<b>105,936</b>	<b>\$ 18,636.00</b>	<b>1,589,040</b>	<b>\$ 279,540.00</b>
------------	----------	----------------------	----------------	---------------------	------------------	----------------------



**Assembly District 21**

<b>In Progress</b>	<b>35</b>	<b>\$ 5,977,758.02</b>	<b>2,612,669</b>	<b>\$ 405,844.21</b>	<b>39,190,035</b>	<b>\$ 6,087,663.15</b>
<b>Completed</b>	<b>97</b>	<b>\$ 18,875,500.29</b>	<b>6,735,658</b>	<b>\$ 1,042,930.29</b>	<b>101,034,870</b>	<b>\$ 15,643,954.35</b>

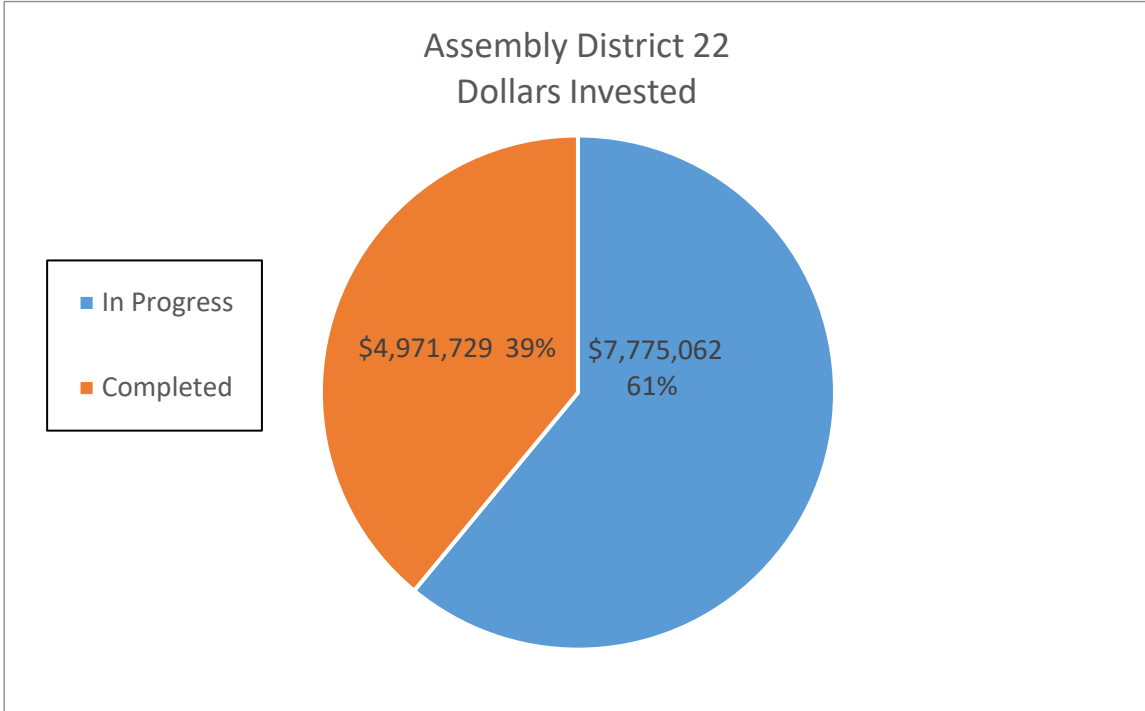
<b>DAC</b>	<b>113</b>	<b>\$ 18,805,060.65</b>	<b>7,333,900</b>	<b>\$ 1,120,221.01</b>	<b>110,008,500</b>	<b>\$ 16,803,315.15</b>
------------	------------	-------------------------	------------------	------------------------	--------------------	-------------------------



**Assembly District 22**

<b>In Progress</b>	<b>73</b>	<b>\$ 7,775,062.27</b>	<b>2,951,475</b>	<b>\$</b>	<b>533,158.78</b>	<b>44,272,125</b>	<b>\$</b>	<b>7,997,381.70</b>
<b>Completed</b>	<b>22</b>	<b>\$ 4,971,728.76</b>	<b>1,752,659</b>	<b>\$</b>	<b>347,631.52</b>	<b>26,289,885</b>	<b>\$</b>	<b>5,214,472.80</b>

<b>DAC</b>	<b>3</b>	<b>\$ 1,882,716.48</b>	<b>519,369</b>	<b>\$</b>	<b>125,020.53</b>	<b>7,790,535</b>	<b>\$</b>	<b>1,875,307.95</b>
------------	----------	------------------------	----------------	-----------	-------------------	------------------	-----------	---------------------

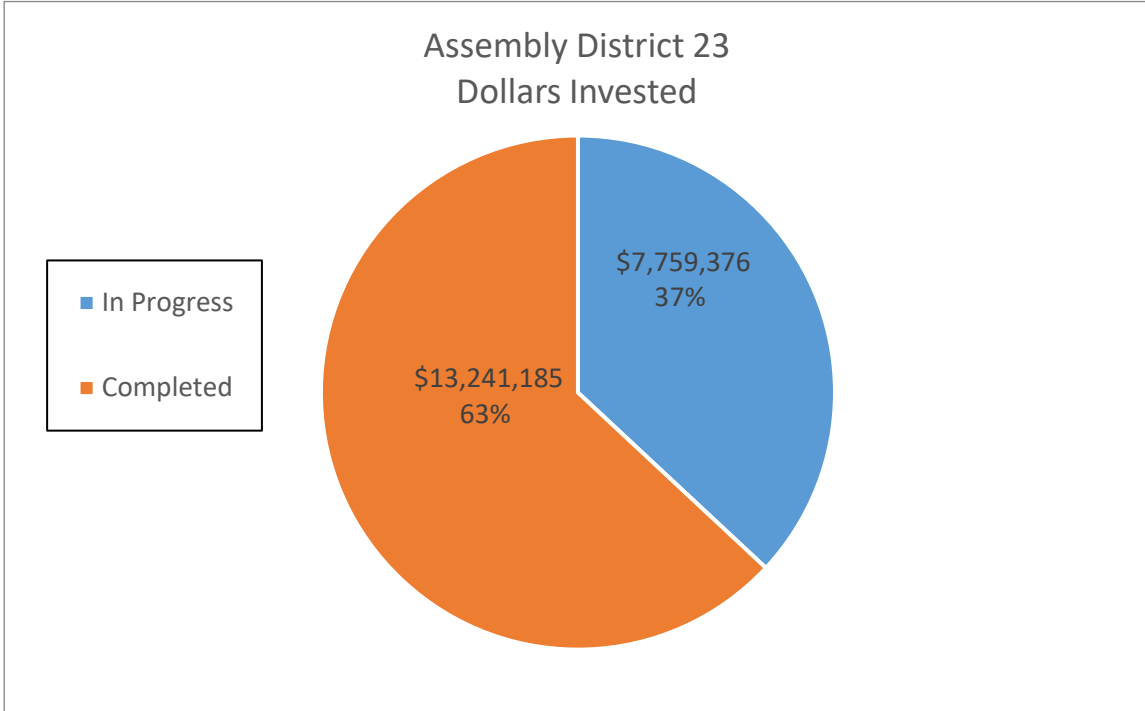




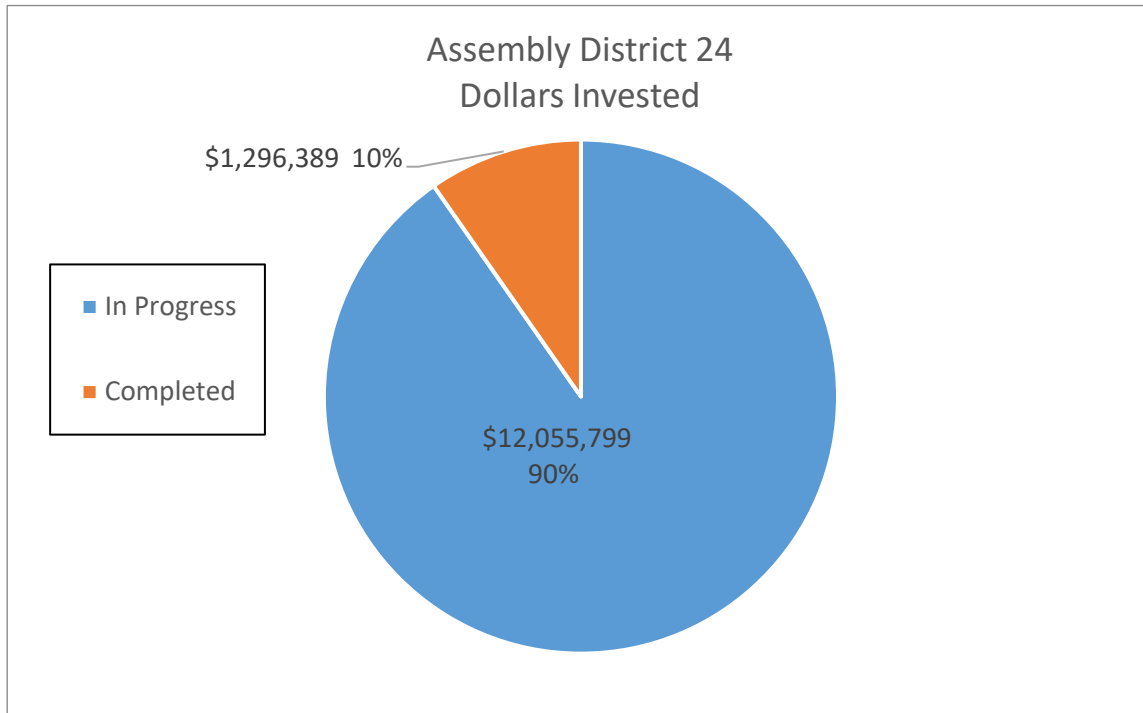
**Assembly District 23**

<b>In Progress</b>	<b>26</b>	<b>\$ 7,759,376.28</b>	<b>2,109,713</b>	<b>\$ 440,922.26</b>	<b>31,645,695</b>	<b>\$ 6,613,833.90</b>	
<b>Completed</b>	<b>57</b>	<b>\$ 13,241,184.95</b>	<b>5,042,893</b>	<b>\$ 984,047.47</b>	<b>75,643,395</b>	<b>\$ 14,760,712.05</b>	

<b>DAC</b>	<b>23</b>	<b>\$ 4,971,315.43</b>	<b>1,988,161</b>	<b>\$ 385,343.01</b>	<b>29,822,415</b>	<b>\$ 5,780,145.15</b>	
------------	-----------	------------------------	------------------	----------------------	-------------------	------------------------	--



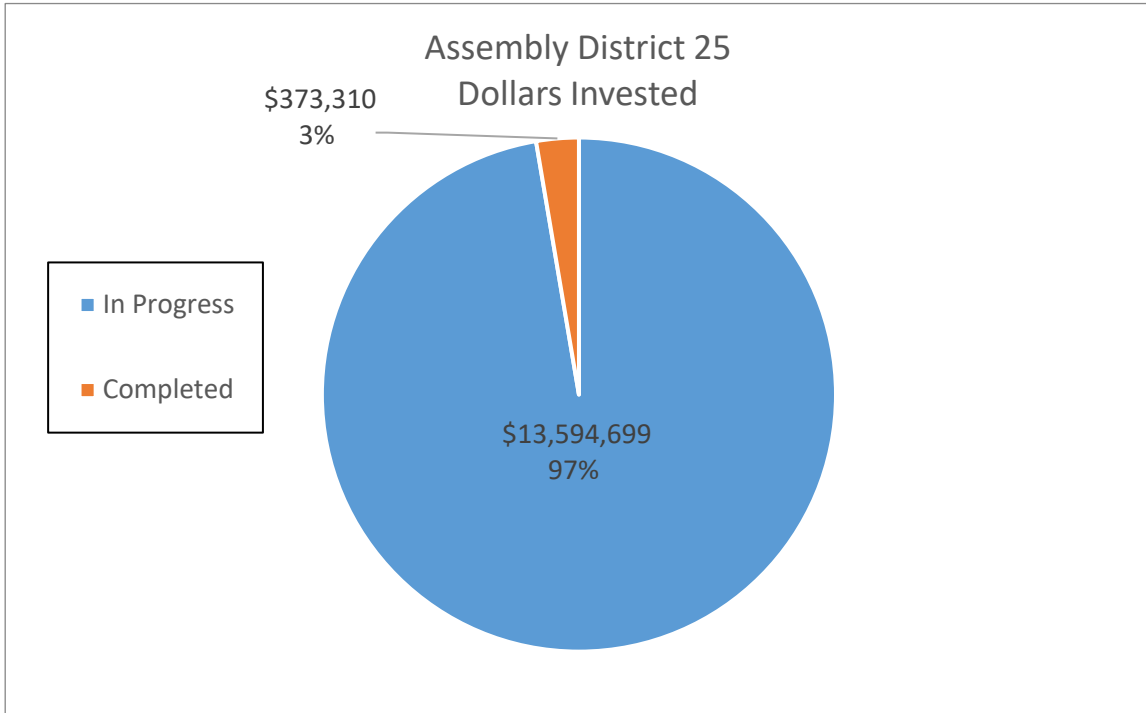
Assembly District 24						
	Number of Sites	Dollars Invested	Annual Electric Savings (kWh)	Annual Dollar Savings	15 Year Electric Savings (kWh)	15 Year Dollar Savings
In Progress	69	\$ 12,055,799.18	5,039,676	\$ 859,745.79	75,595,140	\$ 12,896,186.85
Completed	5	\$ 1,296,388.51	638,993	\$ 114,049.36	9,584,895	\$ 1,710,740.40
Grand Total	74	\$ 13,352,187.69	5,678,669	\$ 973,795.15	85,180,035.00	\$ 14,606,927.25
DAC	1	\$ 290,757.00	112,224	\$ 27,005.29	1,683,360	\$ 405,079.35



**Assembly District 25**

<b>In Progress</b>	<b>65</b>	<b>\$ 13,594,699.07</b>	<b>5,019,262</b>	<b>\$ 1,014,216.68</b>	<b>75,288,930</b>	<b>\$ 15,213,250.20</b>
<b>Completed</b>	<b>3</b>	<b>\$ 373,309.66</b>	<b>192,131</b>	<b>\$ 26,323.30</b>	<b>2,881,965</b>	<b>\$ 394,849.50</b>

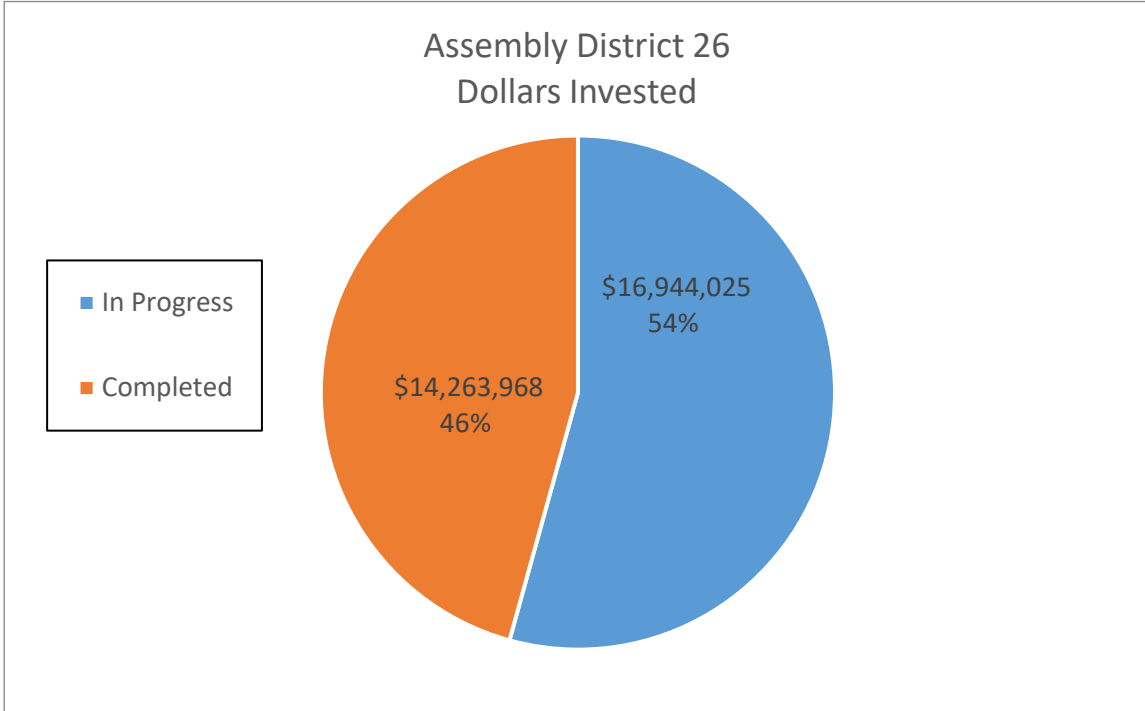
<b>DAC</b>	<b>6</b>	<b>\$ 836,480.72</b>	<b>569,139</b>	<b>\$ 116,549.46</b>	<b>8,537,085</b>	<b>\$ 1,748,241.90</b>
------------	----------	----------------------	----------------	----------------------	------------------	------------------------



**Assembly District 26**

<b>In Progress</b>	<b>65</b>	<b>\$ 16,944,024.98</b>	<b>6,002,510</b>	<b>\$ 1,036,047.04</b>	<b>90,037,650</b>	<b>\$ 15,540,705.57</b>
<b>Completed</b>	<b>109</b>	<b>\$ 14,263,968.30</b>	<b>5,511,214</b>	<b>\$ 993,733.84</b>	<b>82,668,210</b>	<b>\$ 14,906,007.60</b>

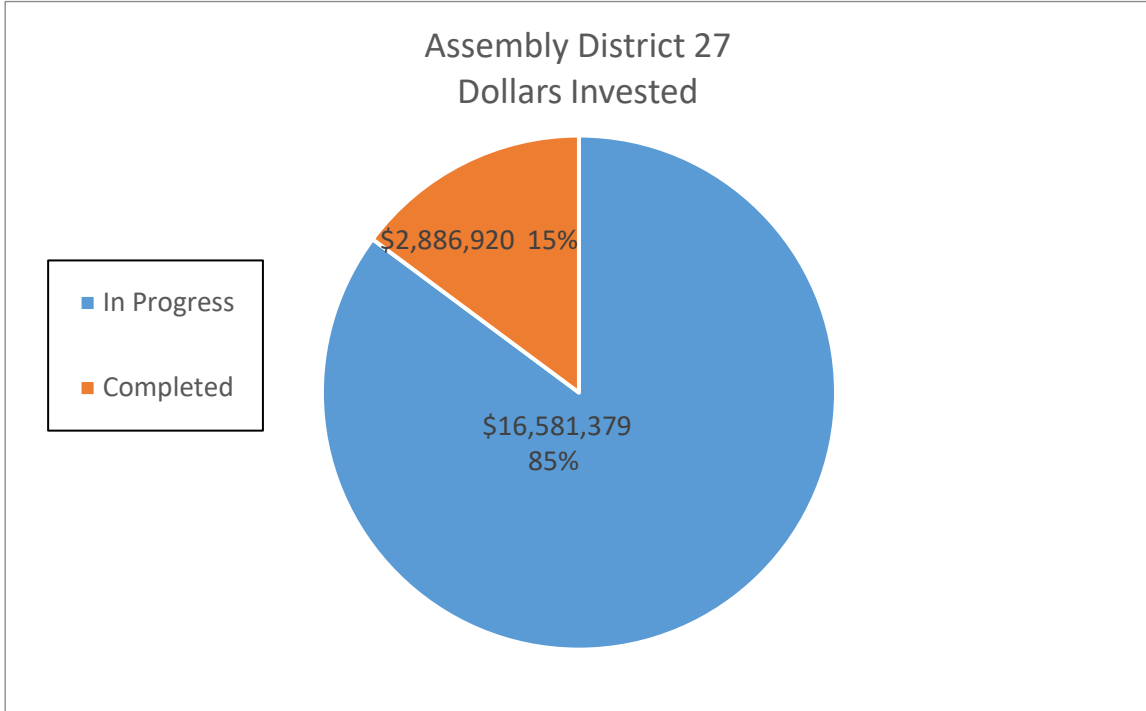
<b>DAC</b>	<b>74</b>	<b>\$ 15,641,309.61</b>	<b>5,873,736</b>	<b>\$ 1,033,174.05</b>	<b>88,106,040</b>	<b>\$ 15,497,610.75</b>
------------	-----------	-------------------------	------------------	------------------------	-------------------	-------------------------



**Assembly District 27**

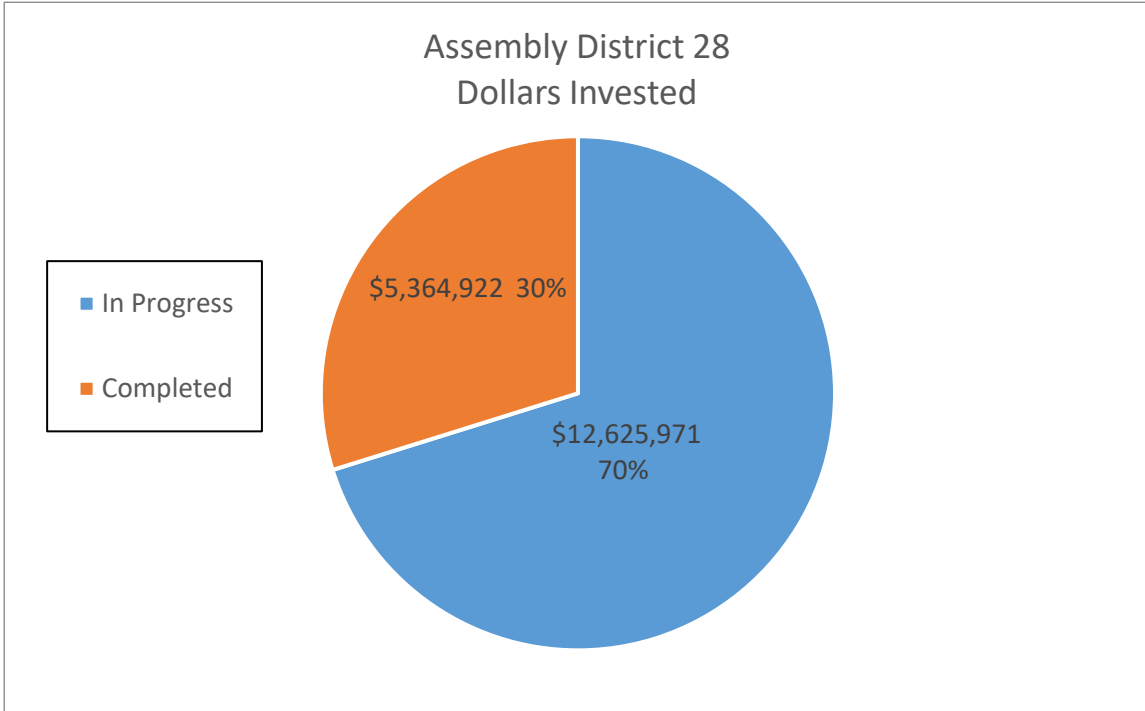
<b>In Progress</b>	<b>70</b>	<b>\$ 16,581,378.95</b>	<b>5,417,325</b>	<b>\$ 1,190,436.14</b>	<b>81,259,875</b>	<b>\$ 17,856,542.10</b>
<b>Completed</b>	<b>15</b>	<b>\$ 2,886,919.59</b>	<b>1,265,104</b>	<b>\$ 355,959.41</b>	<b>18,976,560</b>	<b>\$ 5,339,391.15</b>

<b>DAC</b>	<b>15</b>	<b>\$ 3,362,359.15</b>	<b>1,100,376</b>	<b>\$ 235,332.06</b>	<b>16,505,640</b>	<b>\$ 3,529,980.90</b>
------------	-----------	------------------------	------------------	----------------------	-------------------	------------------------



**Assembly District 28**

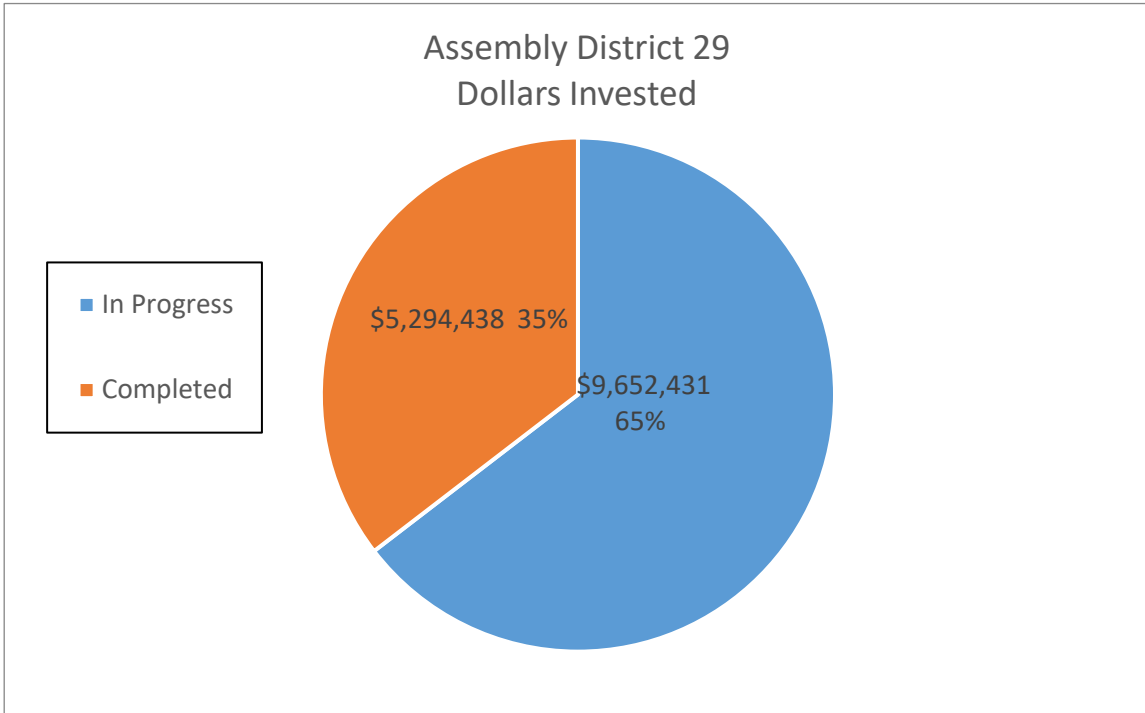
<b>In Progress</b>	<b>87</b>	<b>\$ 12,625,971.09</b>	<b>5,813,144</b>	<b>\$ 1,167,124.36</b>	<b>87,197,160</b>	<b>\$ 17,506,865.40</b>
<b>Completed</b>	<b>27</b>	<b>\$ 5,364,922.20</b>	<b>3,314,628</b>	<b>\$ 669,746.20</b>	<b>49,719,420</b>	<b>\$ 10,046,193.00</b>



**Assembly District 29**

<b>In Progress</b>	<b>101</b>	<b>\$ 9,652,430.97</b>	<b>4,913,917</b>	<b>\$ 924,655.80</b>	<b>73,708,755</b>	<b>\$ 13,869,837.00</b>	
<b>Completed</b>	<b>41</b>	<b>\$ 5,294,437.79</b>	<b>2,085,753</b>	<b>\$ 402,970.21</b>	<b>31,286,295</b>	<b>\$ 6,044,553.15</b>	

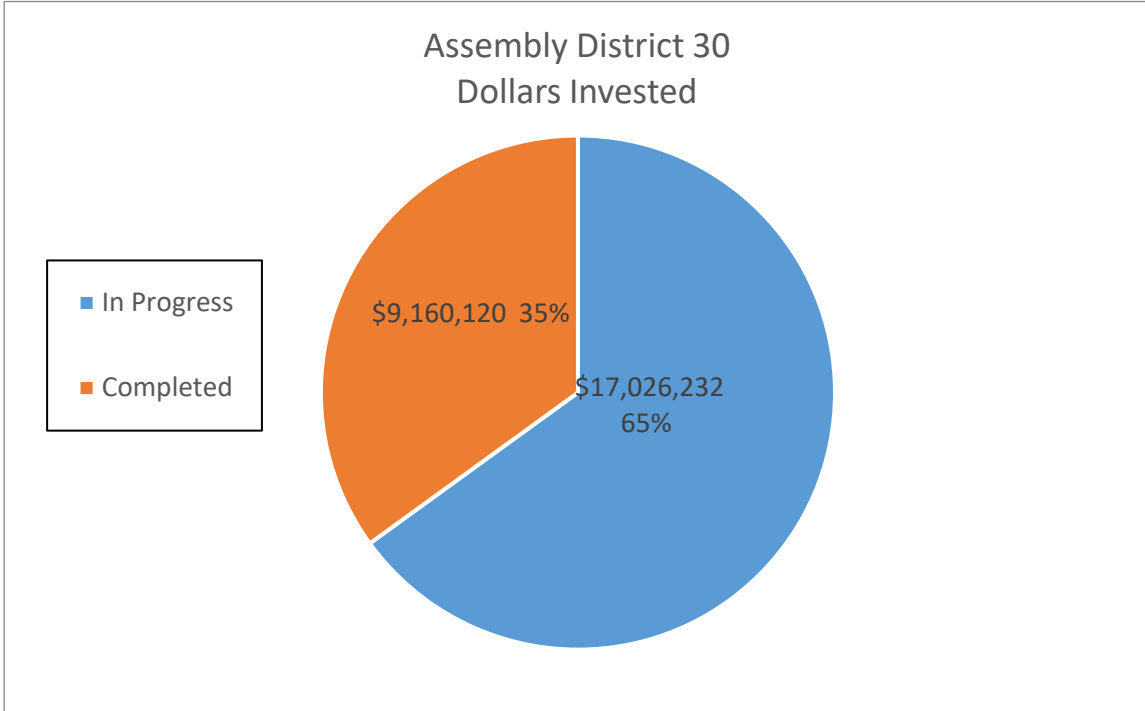
<b>DAC</b>	<b>2</b>	<b>\$ 160,303.15</b>	<b>113,265</b>	<b>\$ 21,733.91</b>	<b>1,698,975</b>	<b>\$ 326,008.65</b>	
------------	----------	----------------------	----------------	---------------------	------------------	----------------------	--



**Assembly District 30**

<b>In Progress</b>	<b>93</b>	<b>\$ 17,026,232.07</b>	<b>6,453,785</b>	<b>\$ 1,270,393.97</b>	<b>96,806,775</b>	<b>\$ 19,055,909.55</b>
<b>Completed</b>	<b>53</b>	<b>\$ 9,160,119.88</b>	<b>3,841,839</b>	<b>\$ 771,374.02</b>	<b>57,627,585</b>	<b>\$ 11,570,610.30</b>

<b>DAC</b>	<b>16</b>	<b>\$ 3,233,377.70</b>	<b>775,280</b>	<b>\$ 151,543.27</b>	<b>11,629,200</b>	<b>\$ 2,273,149.05</b>
------------	-----------	------------------------	----------------	----------------------	-------------------	------------------------

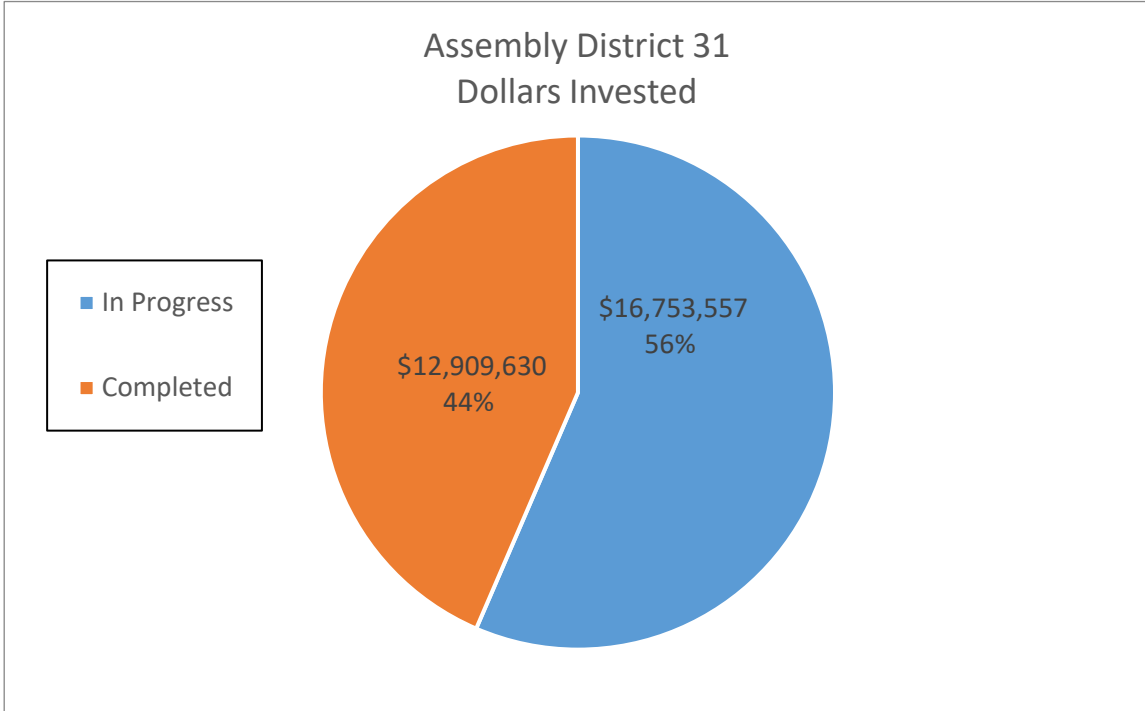




**Assembly District 31**

<b>In Progress</b>	<b>64</b>	<b>\$ 16,753,557.11</b>	<b>6,041,239</b>	<b>\$ 1,215,357.68</b>	<b>90,618,585</b>	<b>\$ 18,230,365.20</b>
<b>Completed</b>	<b>64</b>	<b>\$ 12,909,630.38</b>	<b>3,778,104</b>	<b>\$ 737,293.02</b>	<b>56,671,560</b>	<b>\$ 11,059,395.37</b>

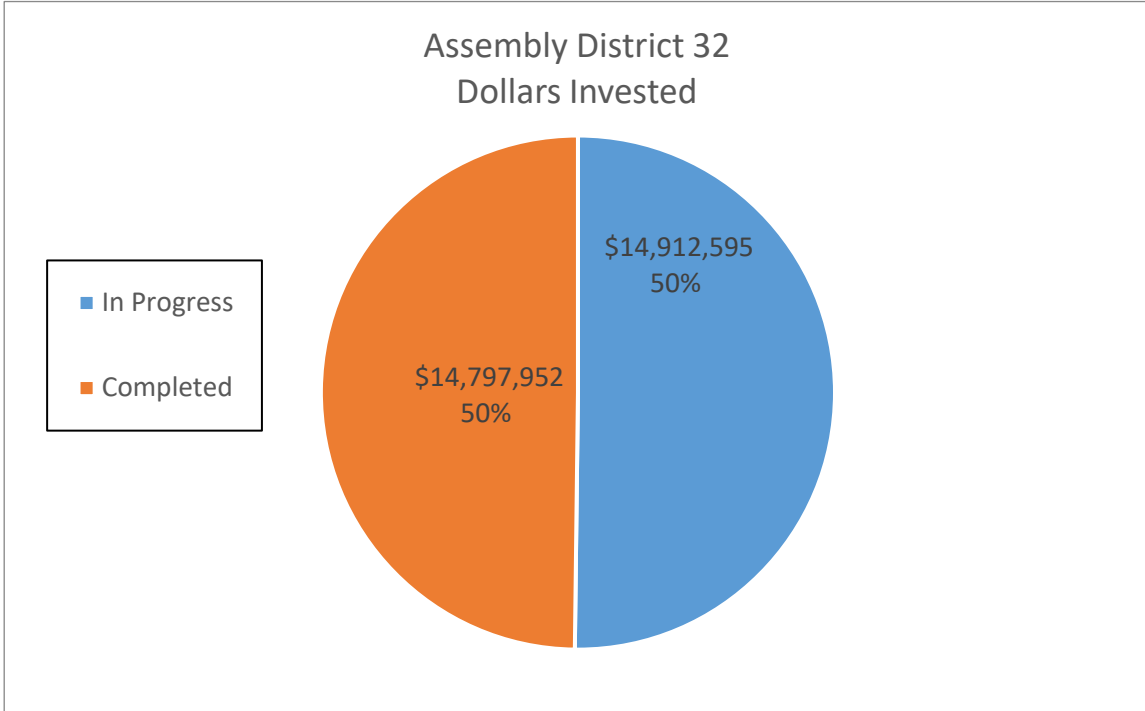
<b>DAC</b>	<b>112</b>	<b>\$ 25,696,029.83</b>	<b>7,961,039</b>	<b>\$ 1,559,687.98</b>	<b>119,415,585</b>	<b>\$ 23,395,319.77</b>
------------	------------	-------------------------	------------------	------------------------	--------------------	-------------------------



**Assembly District 32**

<b>In Progress</b>	<b>53</b>	<b>\$ 14,912,594.63</b>	<b>5,372,809</b>	<b>\$ 1,005,499.97</b>	<b>80,592,135</b>	<b>\$ 15,082,499.56</b>
<b>Completed</b>	<b>104</b>	<b>\$ 14,797,951.78</b>	<b>6,342,246</b>	<b>\$ 1,214,567.50</b>	<b>95,133,690</b>	<b>\$ 18,218,512.50</b>

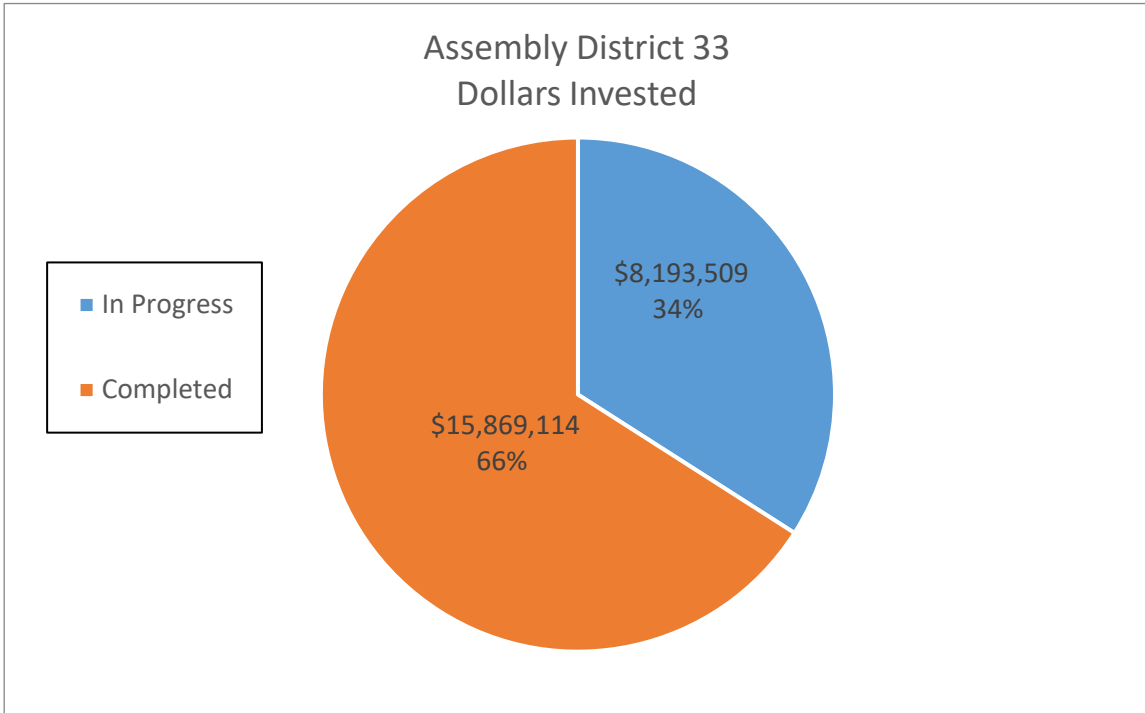
<b>DAC</b>	<b>92</b>	<b>\$ 16,440,182.14</b>	<b>6,059,739</b>	<b>\$ 1,153,726.49</b>	<b>90,896,085</b>	<b>\$ 17,305,897.36</b>
------------	-----------	-------------------------	------------------	------------------------	-------------------	-------------------------



**Assembly District 33**

<b>In Progress</b>	<b>32</b>	<b>\$ 8,193,508.95</b>	<b>3,163,371</b>	<b>\$ 588,157.14</b>	<b>47,450,565</b>	<b>\$ 8,822,357.10</b>	
<b>Completed</b>	<b>54</b>	<b>\$ 15,869,113.62</b>	<b>6,269,889</b>	<b>\$ 1,102,519.25</b>	<b>94,048,335</b>	<b>\$ 16,537,788.68</b>	

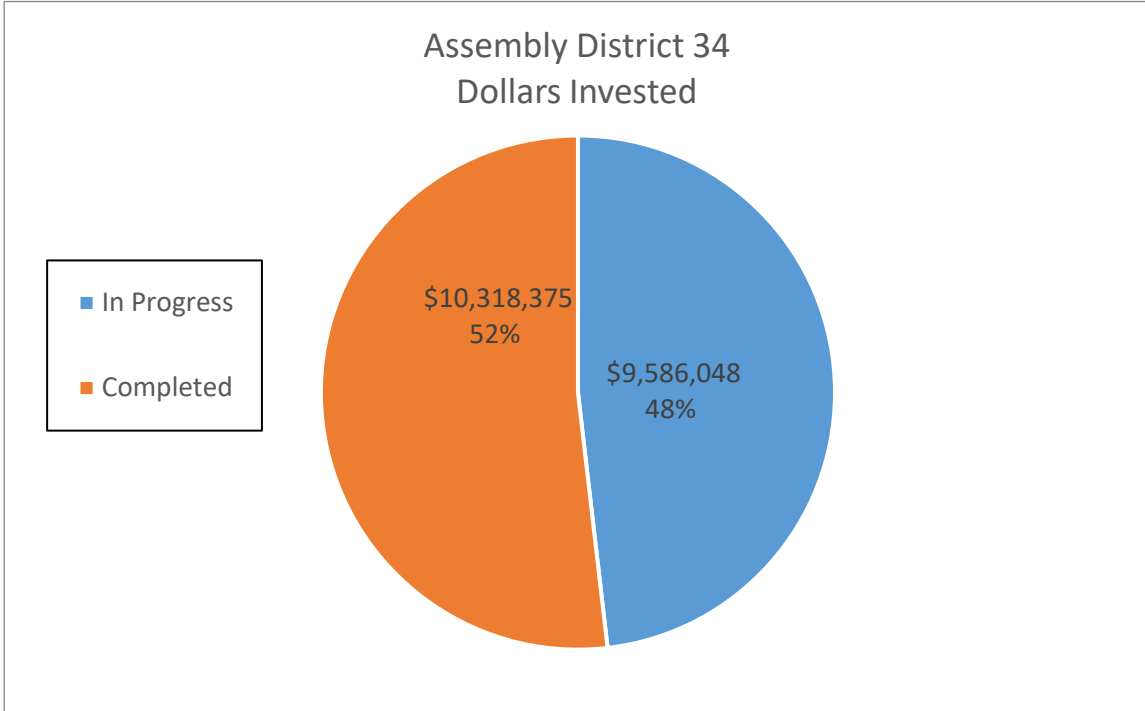
<b>DAC</b>	<b>10</b>	<b>\$ 3,558,850.60</b>	<b>1,460,799</b>	<b>\$ 228,163.97</b>	<b>21,911,985</b>	<b>\$ 3,422,459.55</b>	
------------	-----------	------------------------	------------------	----------------------	-------------------	------------------------	--



**Assembly District 34**

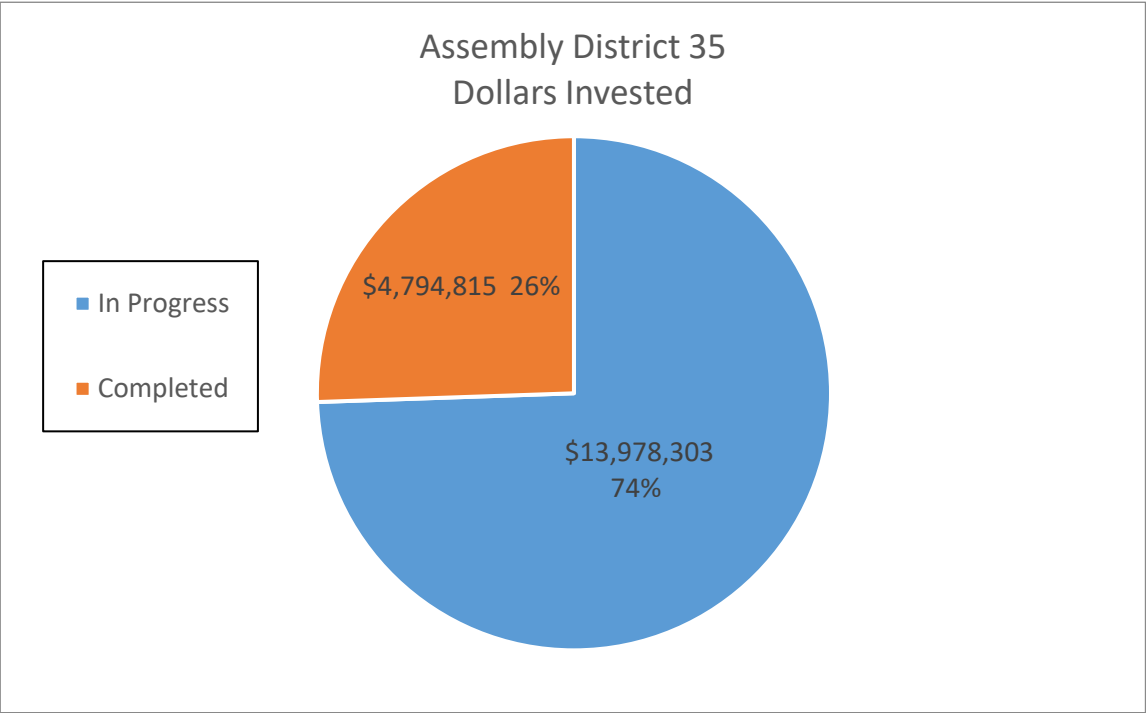
<b>In Progress</b>	<b>46</b>	<b>\$ 9,586,047.90</b>	<b>2,871,699</b>	<b>\$ 556,116.89</b>	<b>43,075,485</b>	<b>\$ 8,341,753.35</b>	
<b>Completed</b>	<b>46</b>	<b>\$ 10,318,374.61</b>	<b>3,432,035</b>	<b>\$ 716,265.75</b>	<b>51,480,525</b>	<b>\$ 10,743,986.27</b>	<b>2</b>

<b>DAC</b>	<b>48</b>	<b>\$ 8,716,807.76</b>	<b>2,448,529</b>	<b>\$ 493,901.13</b>	<b>36,727,935</b>	<b>\$ 7,408,516.97</b>	
------------	-----------	------------------------	------------------	----------------------	-------------------	------------------------	--



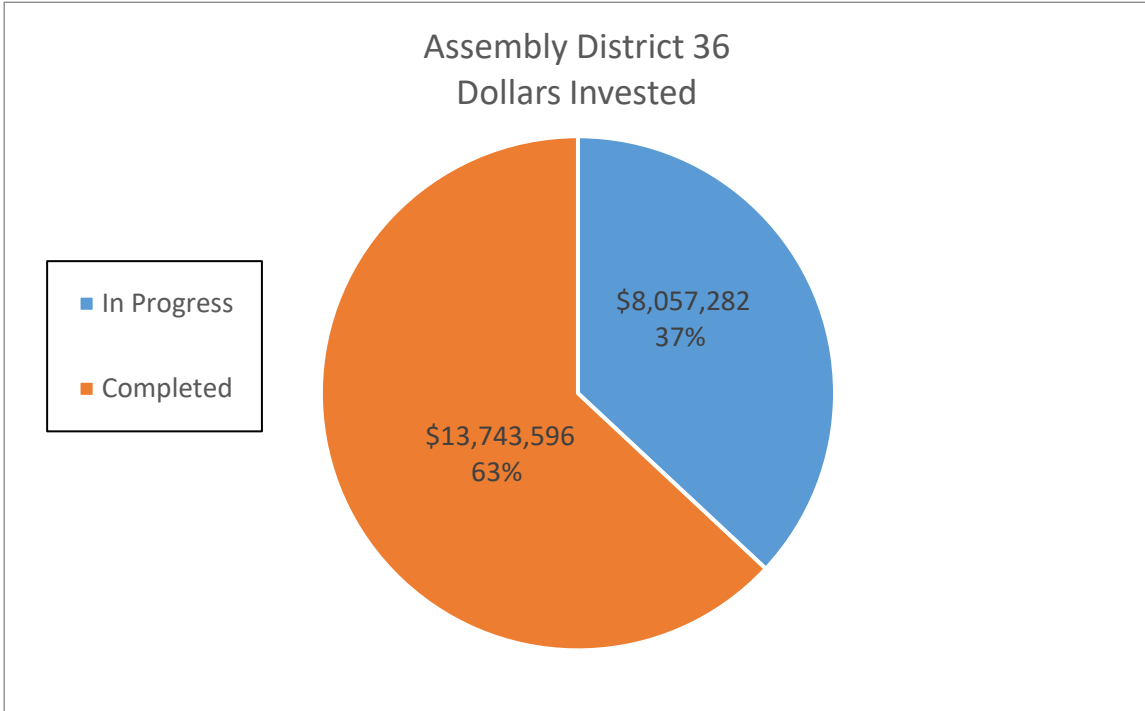
**Assembly District 35**

<b>In Progress</b>	<b>88</b>	<b>\$ 13,978,303.38</b>	<b>6,156,746</b>	<b>\$ 1,182,665.81</b>	<b>92,351,190</b>	<b>\$ 17,739,987.15</b>
<b>Completed</b>	<b>49</b>	<b>\$ 4,794,815.30</b>	<b>1,975,615</b>	<b>\$ 366,700.91</b>	<b>29,634,225</b>	<b>\$ 5,500,513.65</b>



**Assembly District 36**

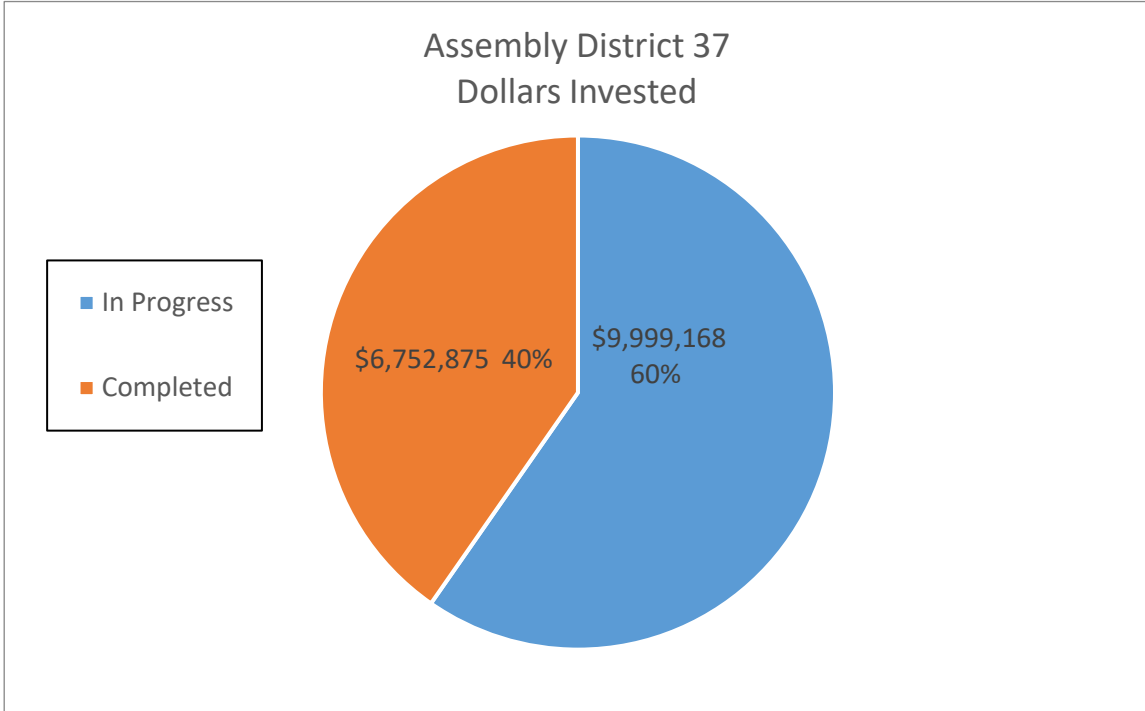
<b>In Progress</b>	<b>49</b>	<b>\$ 8,057,282.33</b>	<b>2,335,648</b>	<b>\$ 524,786.08</b>	<b>35,034,720</b>	<b>\$ 7,871,791.20</b>	
<b>Completed</b>	<b>45</b>	<b>\$ 13,743,596.02</b>	<b>5,140,070</b>	<b>\$ 791,312.92</b>	<b>77,101,050</b>	<b>\$ 11,869,693.79</b>	



**Assembly District 37**

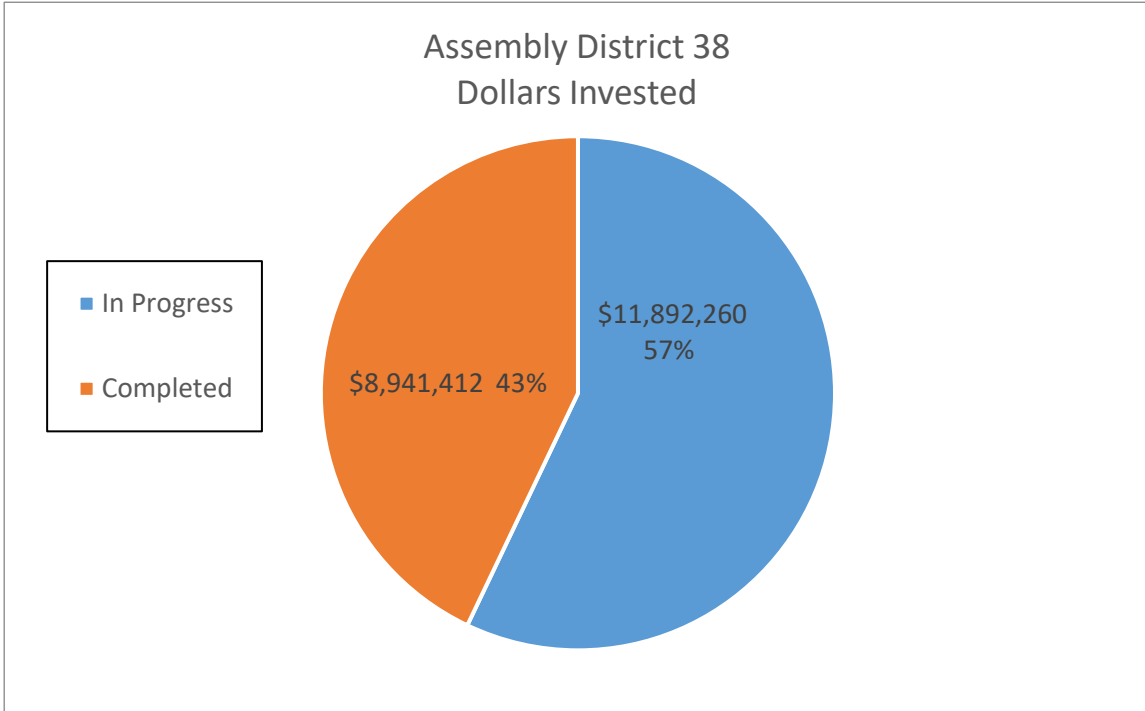
<b>In Progress</b>	<b>81</b>	<b>\$ 9,999,168.31</b>	<b>4,544,980</b>	<b>\$</b>	<b>741,376.40</b>	<b>68,174,700</b>	<b>\$</b>	<b>11,120,646.00</b>
<b>Completed</b>	<b>39</b>	<b>\$ 6,752,875.36</b>	<b>2,334,658</b>	<b>\$</b>	<b>411,810.17</b>	<b>35,019,870</b>	<b>\$</b>	<b>6,177,152.52</b>

<b>DAC</b>	<b>6</b>	<b>\$ 1,395,348.27</b>	<b>1,038,333</b>	<b>\$</b>	<b>104,134.78</b>	<b>15,574,995</b>	<b>\$</b>	<b>1,562,021.70</b>
------------	----------	------------------------	------------------	-----------	-------------------	-------------------	-----------	---------------------



**Assembly District 38**

<b>In Progress</b>	<b>33</b>	<b>\$ 11,892,259.80</b>	<b>3,898,821</b>	<b>\$ 716,395.43</b>	<b>58,482,315</b>	<b>\$ 10,745,931.45</b>	
<b>Completed</b>	<b>38</b>	<b>\$ 8,941,411.61</b>	<b>3,571,596</b>	<b>\$ 644,325.53</b>	<b>53,573,940</b>	<b>\$ 9,664,882.95</b>	

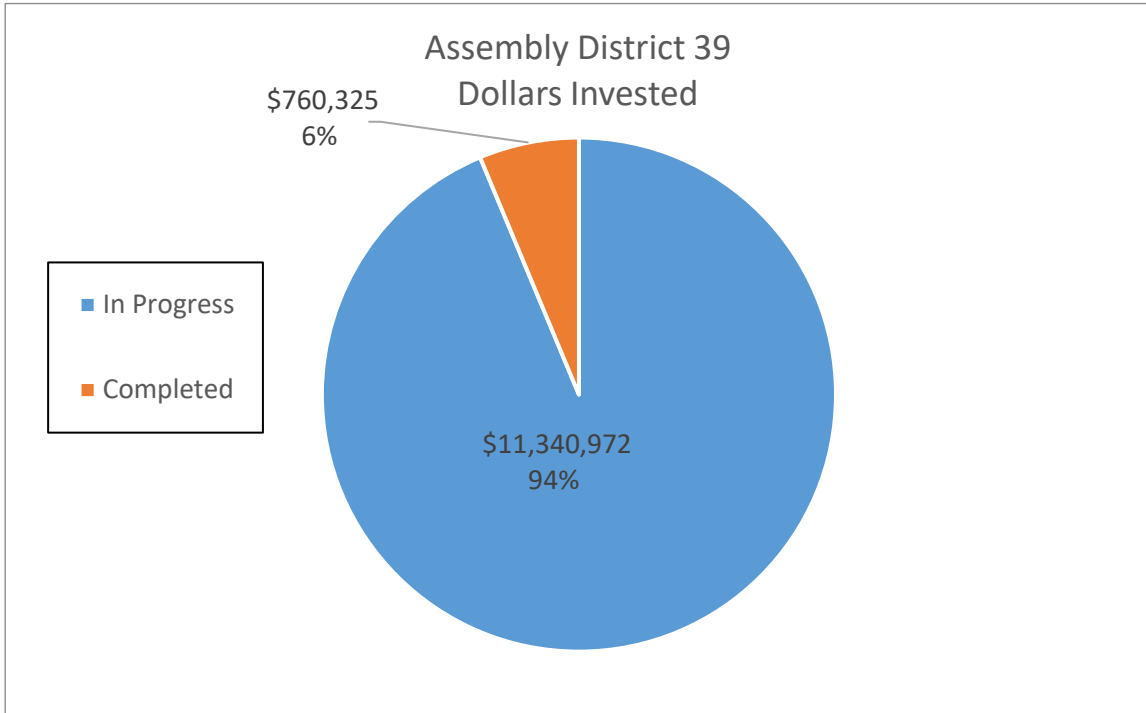




**Assembly District 39**

<b>In Progress</b>	<b>19</b>	<b>\$ 11,340,972.31</b>	<b>3,289,704</b>	<b>\$ 587,745.18</b>	<b>49,345,560</b>	<b>\$ 8,816,177.70</b>
<b>Completed</b>	<b>2</b>	<b>\$ 760,324.52</b>	<b>246,984</b>	<b>\$ 43,302.24</b>	<b>3,704,760</b>	<b>\$ 649,533.60</b>

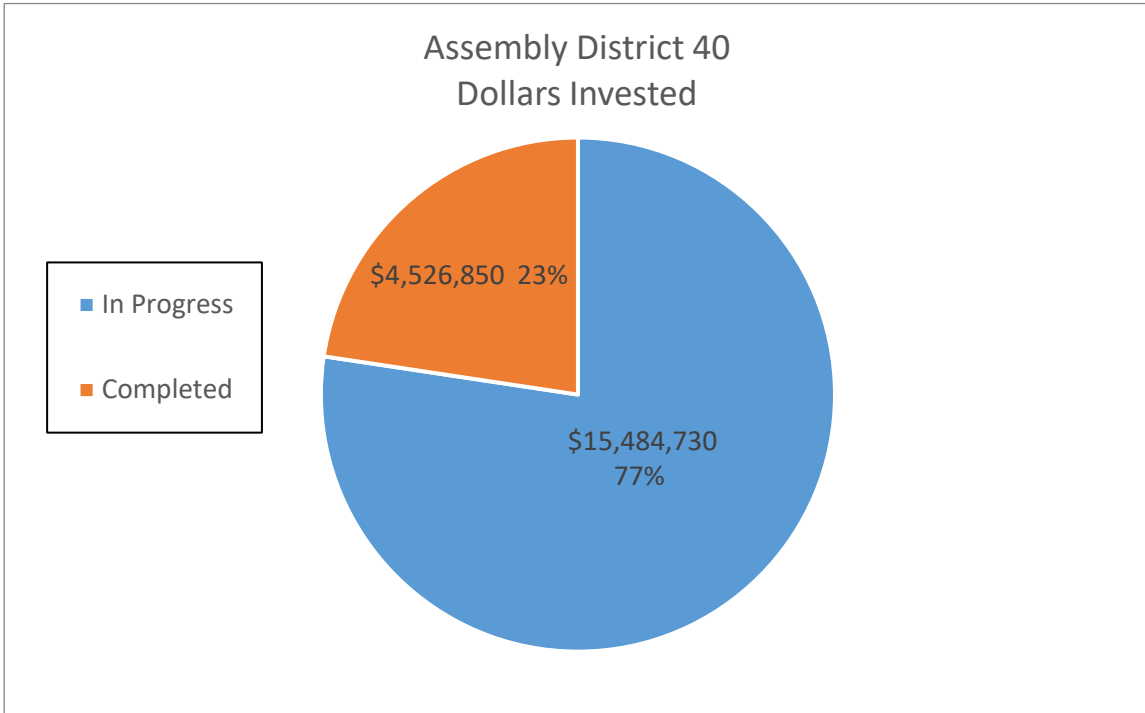
<b>DAC</b>	<b>12</b>	<b>\$ 6,181,267.83</b>	<b>1,824,830</b>	<b>\$ 342,166.13</b>	<b>27,372,450</b>	<b>\$ 5,132,491.95</b>
------------	-----------	------------------------	------------------	----------------------	-------------------	------------------------



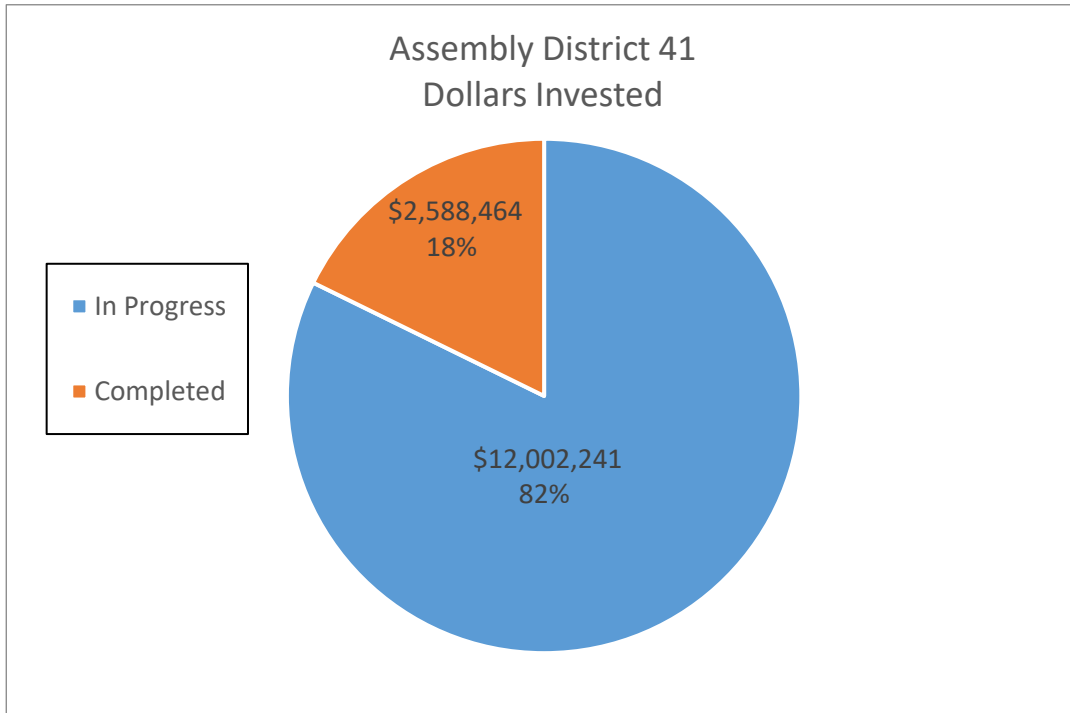
**Assembly District 40**

<b>In Progress</b>	<b>42</b>	<b>\$ 15,484,729.50</b>	<b>6,645,208</b>	<b>\$ 1,224,301.12</b>	<b>99,678,120</b>	<b>\$ 18,364,516.80</b>
<b>Completed</b>	<b>15</b>	<b>\$ 4,526,849.80</b>	<b>1,102,384</b>	<b>\$ 265,719.54</b>	<b>16,535,760</b>	<b>\$ 3,985,793.10</b>

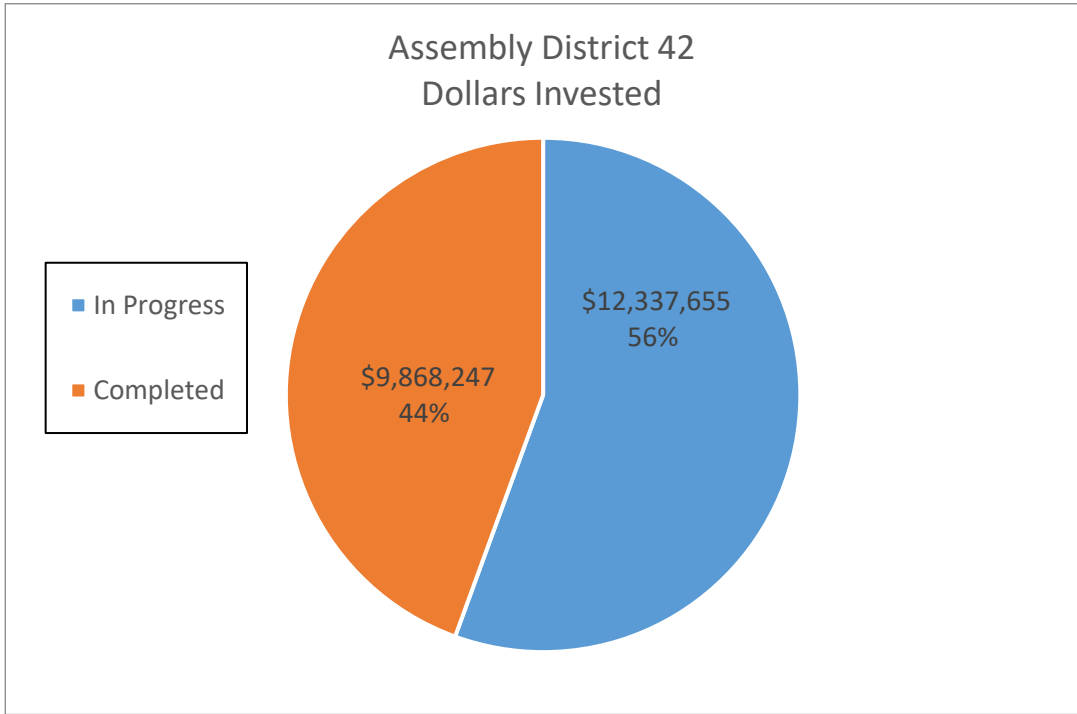
<b>DAC</b>	<b>18</b>	<b>\$ 6,351,293.49</b>	<b>2,263,770</b>	<b>\$ 439,333.79</b>	<b>33,956,550</b>	<b>\$ 6,590,006.85</b>
------------	-----------	------------------------	------------------	----------------------	-------------------	------------------------



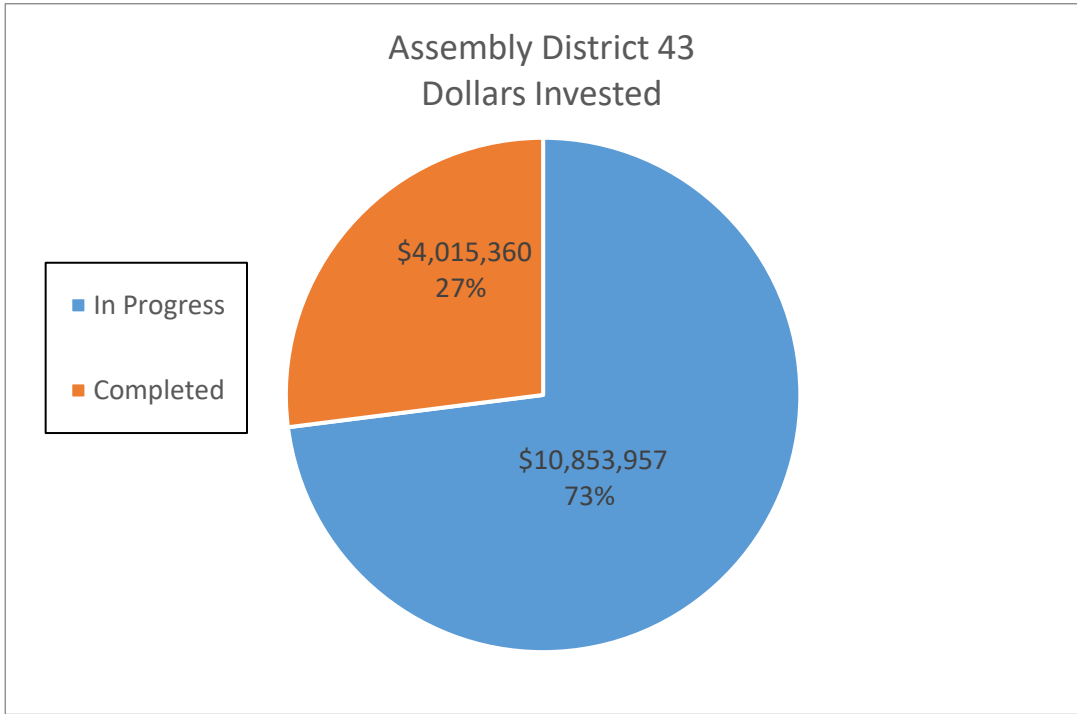
Assembly District 41						
	Number of Sites	Dollars Invested	Annual Electric Savings (kWh)	Annual Dollar Savings	15 Year Electric Savings (kWh)	15 Year Dollar Savings
In Progress	59	\$ 12,002,241.38	4,538,468	\$ 782,468.53	68,077,020	\$ 11,737,027.95
Completed	24	\$ 2,588,464.16	1,063,298	\$ 178,605.76	15,949,470	\$ 2,679,086.40
Grand Total	83	\$ 14,590,705.54	5,601,766	\$ 961,074.29	84,026,490.00	\$ 14,416,114.35
DAC	11	\$ 1,704,253.10	851,412	\$ 142,965.00	12,771,180	\$ 2,144,475.00



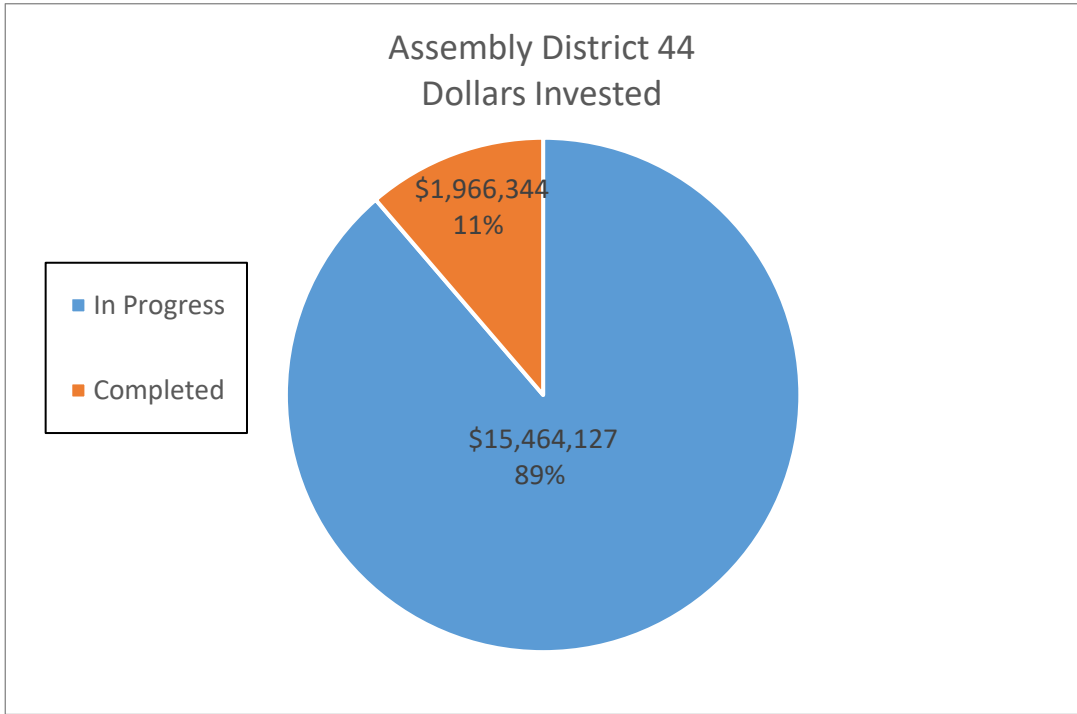
Assembly District 42						
	Number of Sites	Dollars Invested	Annual Electric Savings (kWh)	Annual Dollar Savings	15 Year Electric Savings (kWh)	15 Year Dollar Savings
In Progress	33	\$ 12,337,655.06	5,160,482	\$ 845,013.39	77,407,230	\$ 12,675,200.85
Completed	20	\$ 9,868,247.44	3,677,843	\$ 643,736.57	55,167,645	\$ 9,656,048.55
Grand Total	53	\$ 22,205,902.50	8,838,325	\$ 1,488,749.96	132,574,875.00	\$ 22,331,249.40
DAC	4	\$ 601,517.00	27,652	\$ 25,827.60	414,780	\$ 387,414.00



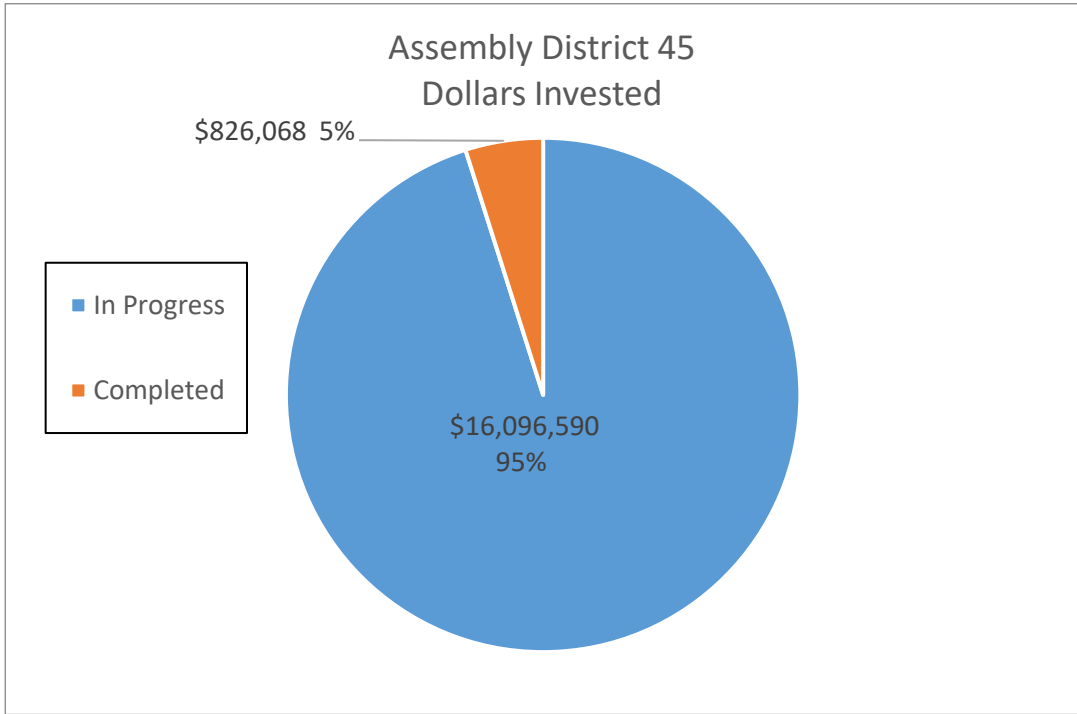
Assembly District 43						
	Number of Sites	Dollars Invested	Annual Electric Savings (kWh)	Annual Dollar Savings	15 Year Electric Savings (kWh)	15 Year Dollar Savings
In Progress	37	\$ 10,853,956.92	4,130,719	\$ 956,136.58	61,960,785	\$ 14,342,048.70
Completed	16	\$ 4,015,360.00	2,460,216	\$ 447,976.32	36,903,240	\$ 6,719,644.80
Grand Total	53	\$ 14,869,316.92	6,590,935	\$ 1,404,112.90	98,864,025.00	\$ 21,061,693.50
DAC	18	\$ 5,699,839.46	2,347,479	\$ 511,411.98	35,212,185	\$ 7,671,179.70



Assembly District 44						
	Number of Sites	Dollars Invested	Annual Electric Savings (kWh)	Annual Dollar Savings	15 Year Electric Savings (kWh)	15 Year Dollar Savings
In Progress	83	\$ 15,464,126.60	6,073,796	\$ 1,061,480.75	91,106,940	\$ 15,922,211.25
Completed	11	\$ 1,966,343.90	609,757	\$ 113,986.25	9,146,355	\$ 1,709,793.75
Grand Total	94	\$ 17,430,470.50	6,683,553	\$ 1,175,467.00	100,253,295.00	\$ 17,632,005.00
DAC	11	\$ 1,016,975.80	560,898	\$ 93,422.13	8,413,470	\$ 1,401,331.95



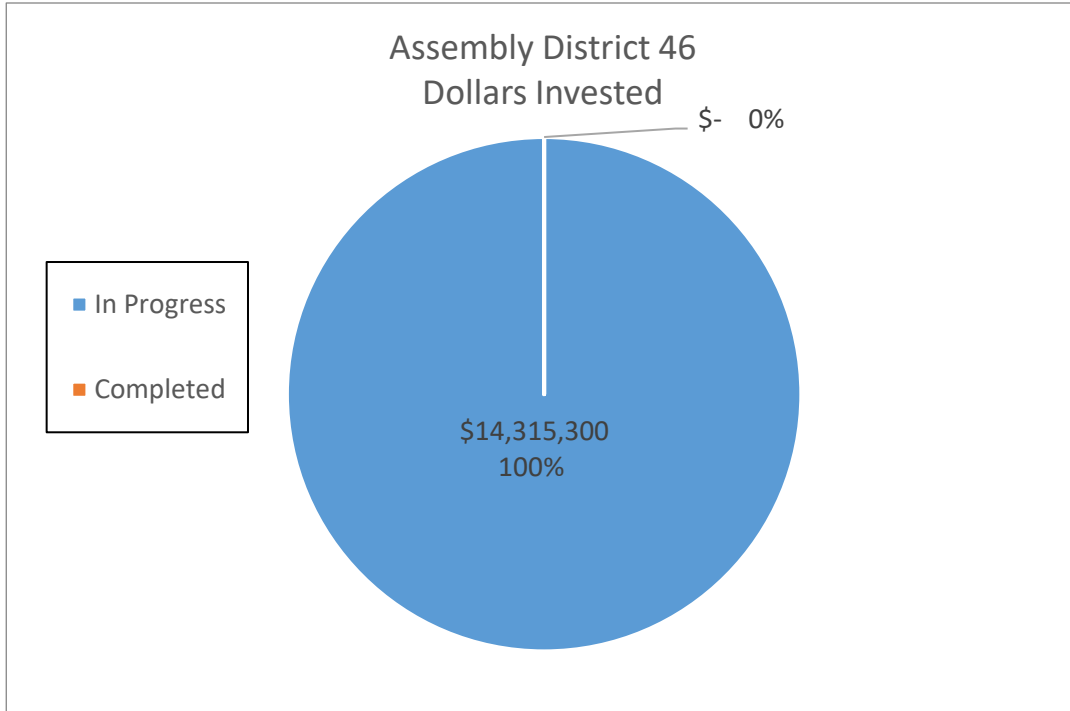
Assembly District 45						
	Number of Sites	Dollars Invested	Annual Electric Savings (kWh)	Annual Dollar Savings	15 Year Electric Savings (kWh)	15 Year Dollar Savings
In Progress	43	\$ 16,096,589.70	4,326,681	\$ 816,139.03	64,900,215	\$ 12,242,085.45
Completed	8	\$ 826,068.00	394,963	\$ 80,403.00	5,924,445	\$ 1,206,045.00
Grand Total	51	\$ 16,922,657.70	4,721,644	\$ 896,542.03	70,824,660.00	\$ 13,448,130.45
DAC	3	\$ 1,757,011.69	404,189	\$ 78,873.42	6,062,835	\$ 1,183,101.30



**Assembly District 46**

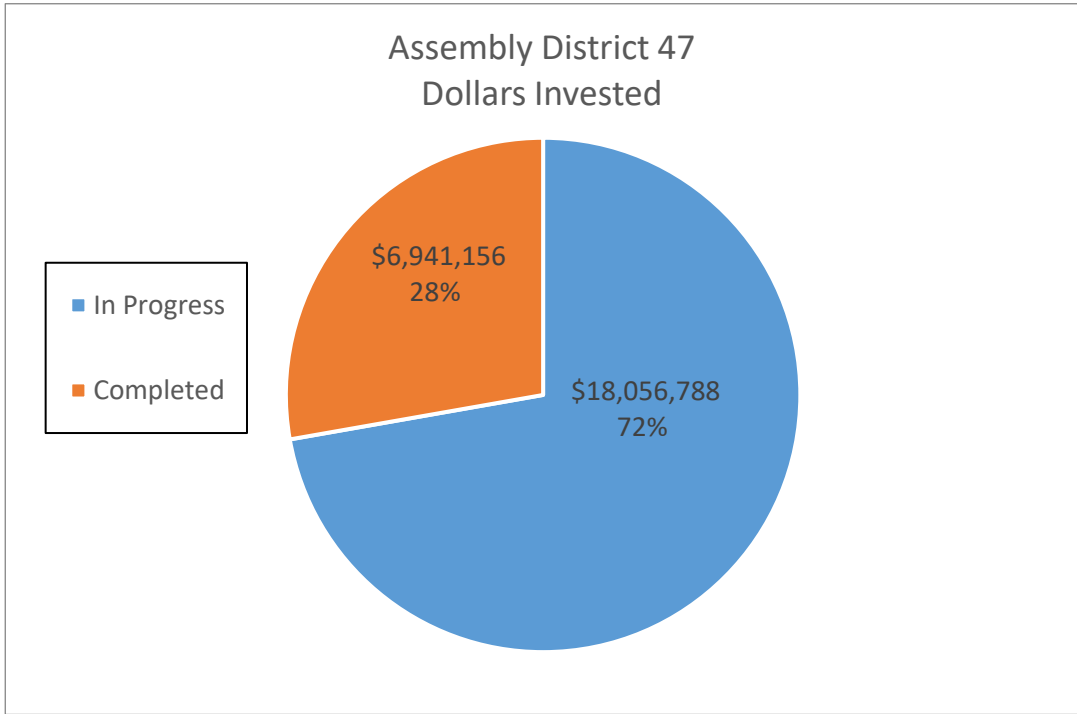
	Number of Sites	Dollars Invested	Annual Electric Savings (kWh)	Annual Dollar Savings	15 Year Electric Savings (kWh)	15 Year Dollar Savings
<b>In Progress</b>	19	\$ 14,315,300.20	4,228,682	\$ 774,928.07	63,430,230	\$ 11,623,921.05
<b>Grand Total</b>	19	\$ 14,315,300.20	4,228,682	\$ 774,928.07	63,430,230.00	\$ 11,623,921.05

<b>DAC</b>	8	\$ 9,153,272.31	2,688,007	\$ 472,431.88	40,320,105	\$ 7,086,478.20
------------	---	-----------------	-----------	---------------	------------	-----------------



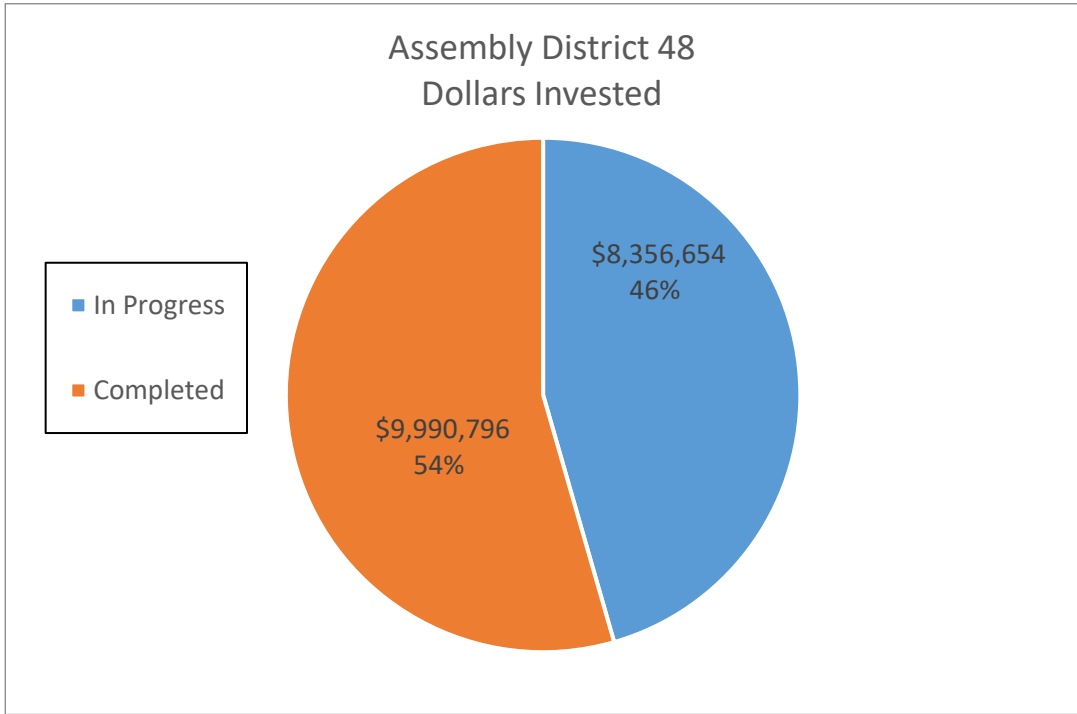


Assembly District 47						
	Number of Sites	Dollars Invested	Annual Electric Savings (kWh)	Annual Dollar Savings	15 Year Electric Savings (kWh)	15 Year Dollar Savings
In Progress	57	\$ 18,056,787.81	5,828,168	\$ 1,084,203.49	87,422,520	\$ 16,263,052.35
Completed	32	\$ 6,941,155.60	2,548,842	\$ 531,680.77	38,232,630	\$ 7,975,211.55
Grand Total	89	\$ 24,997,943.41	8,377,010	\$ 1,615,884.26	125,655,150.00	\$ 24,238,263.90
DAC	58	\$ 16,932,052.07	5,474,573	\$ 1,022,779.25	82,118,595	\$ 15,341,688.75

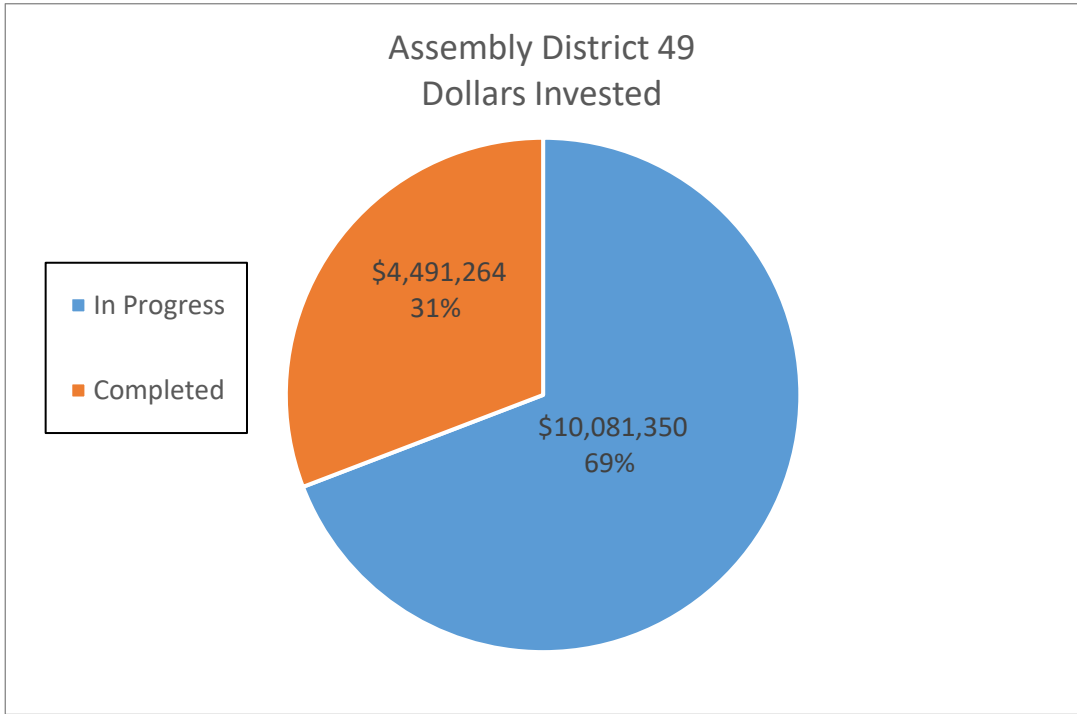


**Assembly District 48**

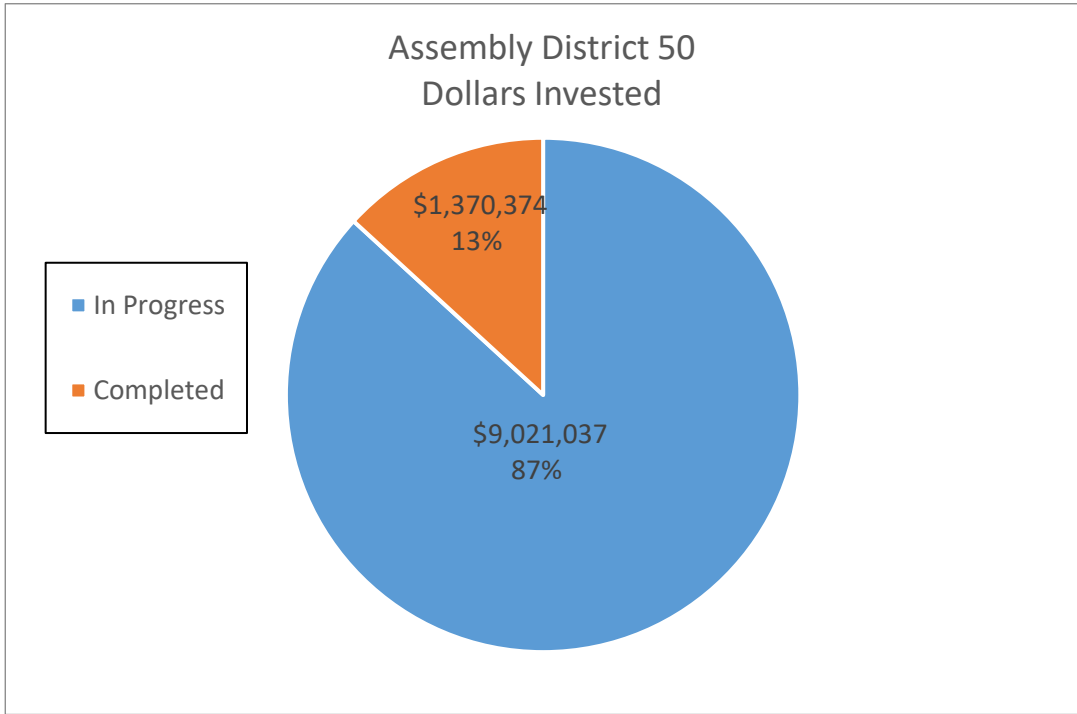
	Number of Sites	Dollars Invested	Annual Electric Savings (kWh)	Annual Dollar Savings	15 Year Electric Savings (kWh)	15 Year Dollar Savings
<b>In Progress</b>	57	\$ 8,356,653.54	3,923,410	\$ 653,333.93	58,851,150	\$ 9,800,008.95
<b>Completed</b>	68	\$ 9,990,795.80	3,995,922	\$ 744,553.44	59,938,830	\$ 11,168,301.60
<b>Grand Total</b>	125	\$ 18,347,449.34	7,919,332	\$ 1,397,887.37	118,789,980.00	\$ 20,968,310.55
<b>DAC</b>	45	\$ 8,002,736.58	3,591,364	\$ 588,546.53	53,870,460	\$ 8,828,197.95



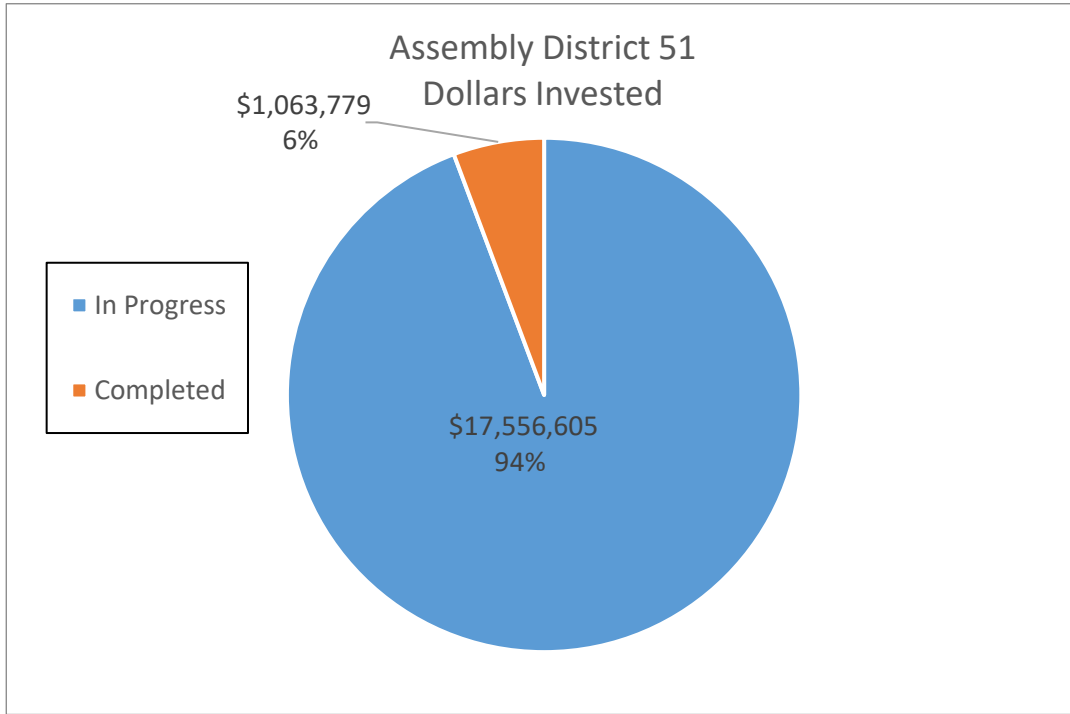
Assembly District 49						
	Number of Sites	Dollars Invested	Annual Electric Savings (kWh)	Annual Dollar Savings	15 Year Electric Savings (kWh)	15 Year Dollar Savings
In Progress	64	\$ 10,081,349.76	4,424,494	\$ 815,574.96	66,367,410	\$ 12,233,624.40
Completed	25	\$ 4,491,263.62	1,981,970	\$ 441,093.00	29,729,550	\$ 6,616,395.00
Grand Total	89	\$ 14,572,613.38	6,406,464	\$ 1,256,667.96	96,096,960.00	\$ 18,850,019.40
DAC	31	\$ 4,845,484.64	2,919,515	\$ 517,804.31	43,792,725	\$ 7,767,064.65



Assembly District 50						
	Number of Sites	Dollars Invested	Annual Electric Savings (kWh)	Annual Dollar Savings	15 Year Electric Savings (kWh)	15 Year Dollar Savings
In Progress	32	\$ 9,021,037.00	3,590,500	\$ 615,067.41	53,857,500	\$ 9,226,011.15
Completed	8	\$ 1,370,374.33	709,927	\$ 130,466.44	10,648,905	\$ 1,956,996.60
Grand Total	40	\$ 10,391,411.33	4,300,427	\$ 745,533.85	64,506,405.00	\$ 11,183,007.75
DAC	3	\$ 2,195,855.00	602,584	\$ 112,611.50	9,038,760	\$ 1,689,172.50



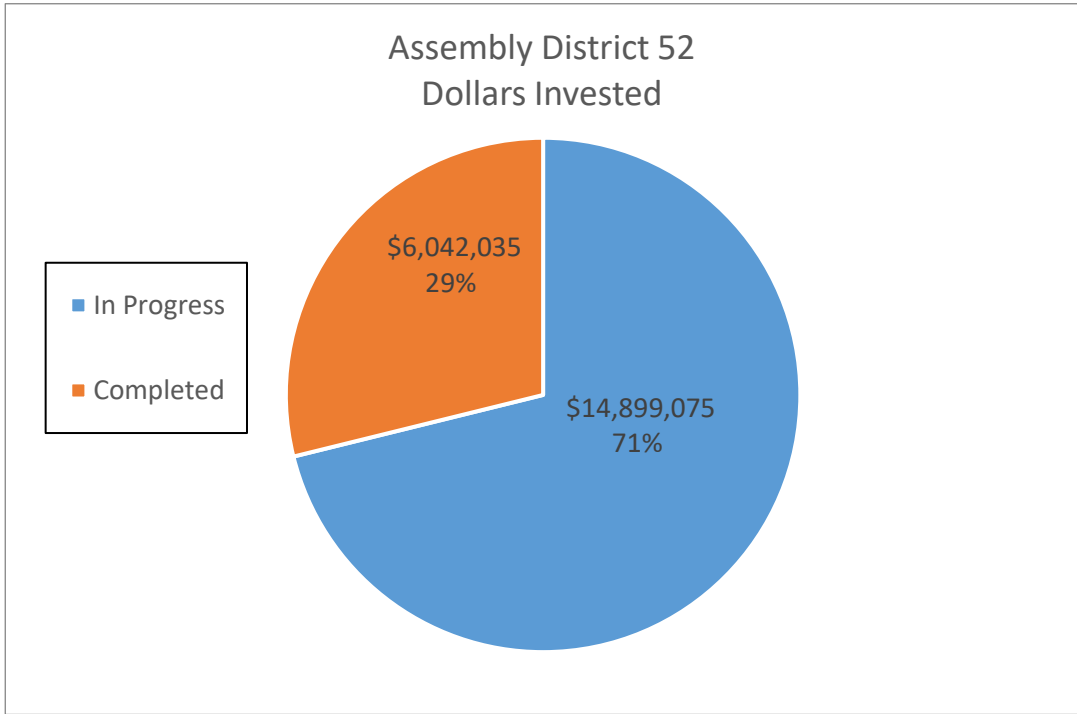
Assembly District 51						
	Number of Sites	Dollars Invested	Annual Electric Savings (kWh)	Annual Dollar Savings	15 Year Electric Savings (kWh)	15 Year Dollar Savings
In Progress	29	\$ 17,556,604.91	5,506,452	\$ 899,275.90	82,596,780	\$ 13,489,138.50
Completed	6	\$ 1,063,779.01	585,423	\$ 89,988.79	8,781,345	\$ 1,349,831.85
Grand Total	35	\$ 18,620,383.92	6,091,875	\$ 989,264.69	91,378,125.00	\$ 14,838,970.35
DAC	24	\$ 12,274,965.33	4,105,637	\$ 659,885.07	61,584,555	\$ 9,898,276.05



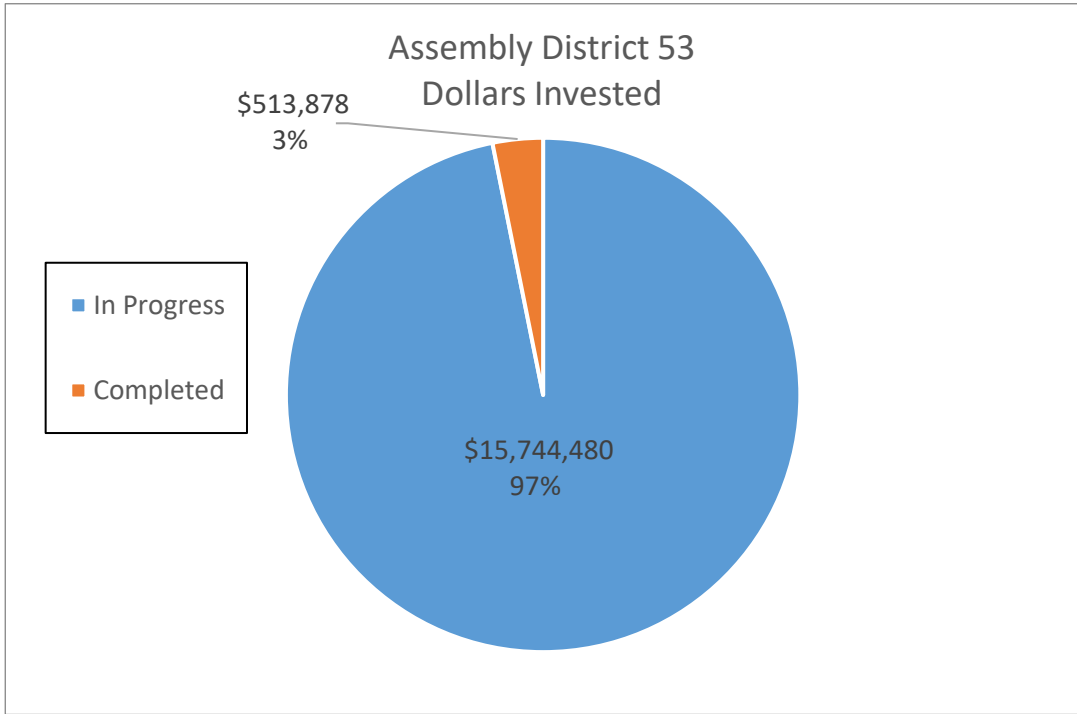
Assembly District 52						
	Number of Sites	Dollars Invested	Annual Electric Savings (kWh)	Annual Dollar Savings	15 Year Electric Savings (kWh)	15 Year Dollar Savings
In Progress	73	\$ 14,899,074.94	6,262,815	\$ 1,181,703.11	93,942,225	\$ 17,725,546.65
Completed	27	\$ 6,042,035.40	2,545,612	\$ 448,047.66	38,184,180	\$ 6,720,714.90
<b>Grand Total</b>	<b>100</b>	<b>\$ 20,941,110.34</b>	<b>8,808,427</b>	<b>\$ 1,629,750.77</b>	<b>132,126,405.00</b>	<b>\$ 24,446,261.55</b>

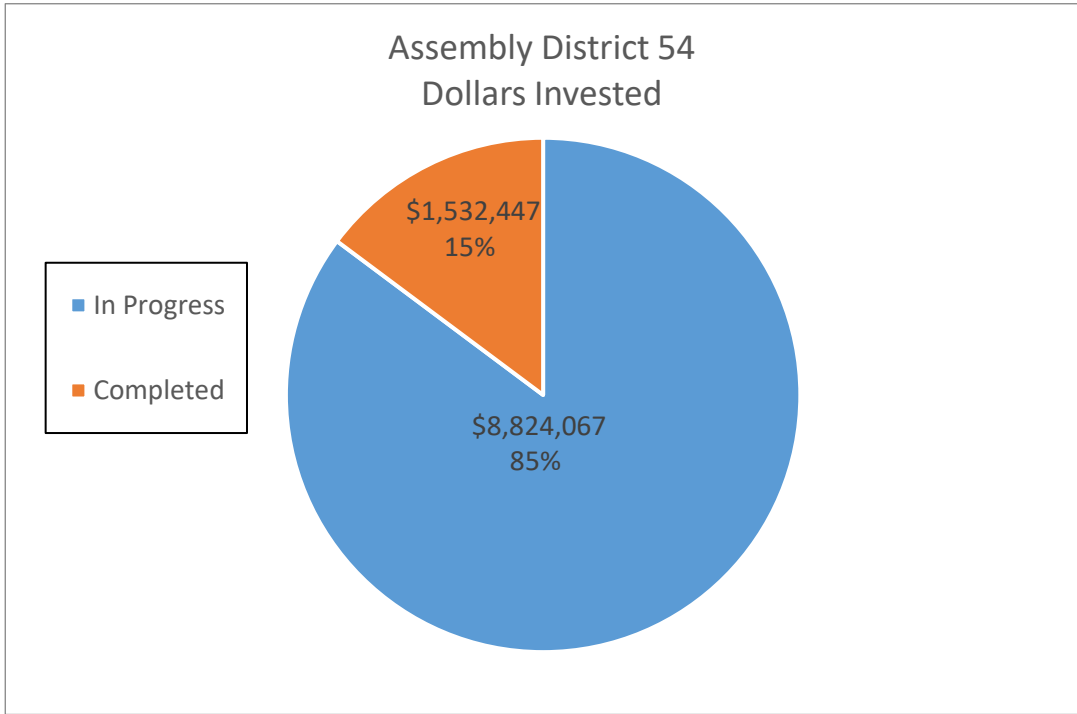
DAC	78	\$ 17,518,371.95	7,616,659	\$ 1,371,329.66	114,249,885	\$ 20,569,944.90
-----	----	------------------	-----------	-----------------	-------------	------------------



Assembly District 53						
	Number of Sites	Dollars Invested	Annual Electric Savings (kWh)	Annual Dollar Savings	15 Year Electric Savings (kWh)	15 Year Dollar Savings
In Progress	25	\$ 15,744,479.74	5,105,216	\$ 912,840.78	76,578,240	\$ 13,692,611.70
Completed	2	\$ 513,878.00	254,823	\$ 54,634.00	3,822,345	\$ 819,510.00
Grand Total	27	\$ 16,258,357.74	5,360,039	\$ 967,474.78	80,400,585.00	\$ 14,512,121.70
DAC	23	\$ 15,369,708.45	5,016,142	\$ 897,390.48	75,242,130	\$ 13,460,857.20

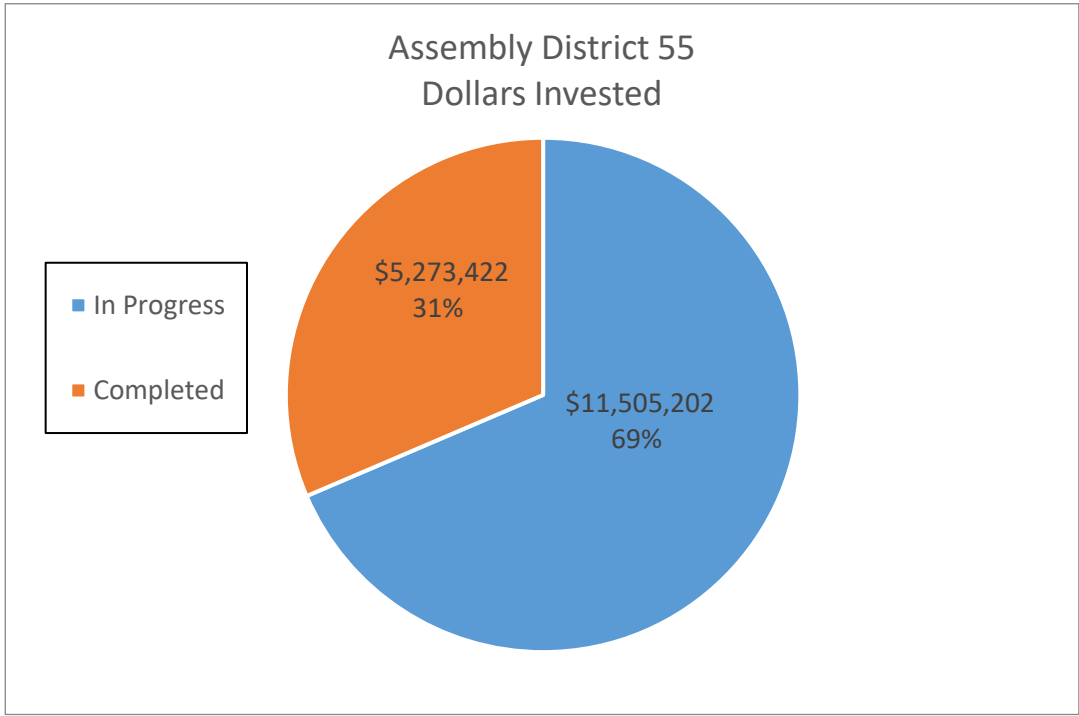


Assembly District 54						
	Number of Sites	Dollars Invested	Annual Electric Savings (kWh)	Annual Dollar Savings	15 Year Electric Savings (kWh)	15 Year Dollar Savings
In Progress	11	\$ 8,824,066.52	2,033,241	\$ 322,356.56	30,498,615	\$ 4,835,348.40
Completed	8	\$ 1,532,447.00	363,304	\$ 83,937.00	5,449,560	\$ 1,259,055.00
Grand Total	19	\$ 10,356,513.52	2,396,545	\$ 406,293.56	35,948,175.00	\$ 6,094,403.40
DAC	6	\$ 4,980,328.99	1,185,748	\$ 191,682.03	17,786,220	\$ 2,875,230.45

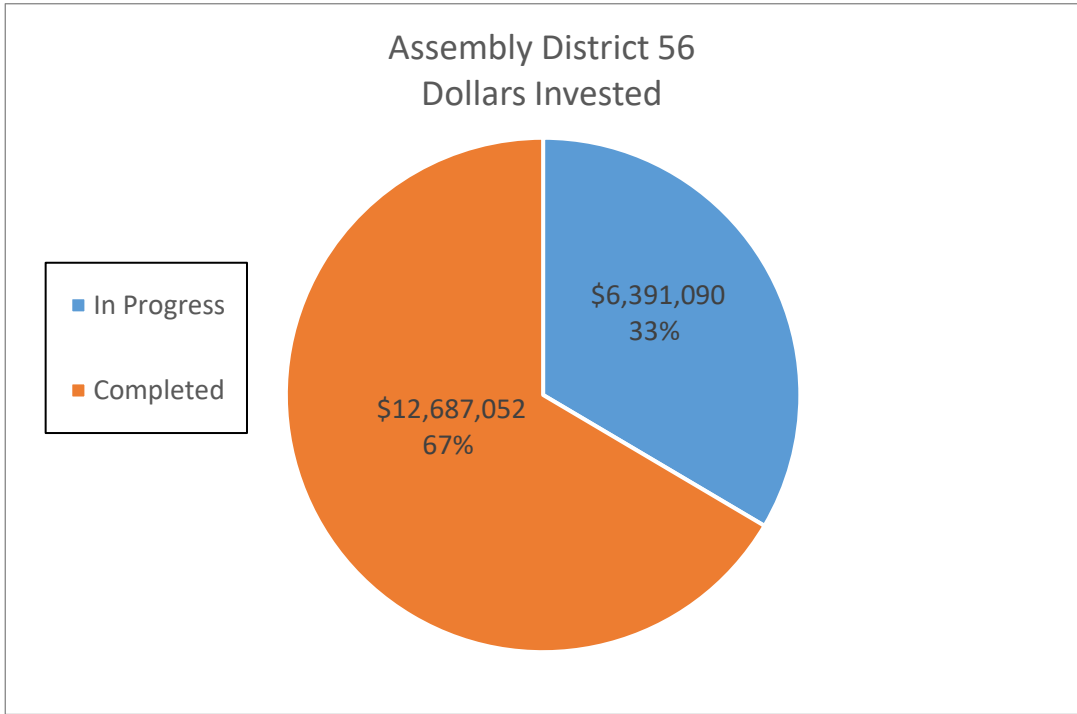




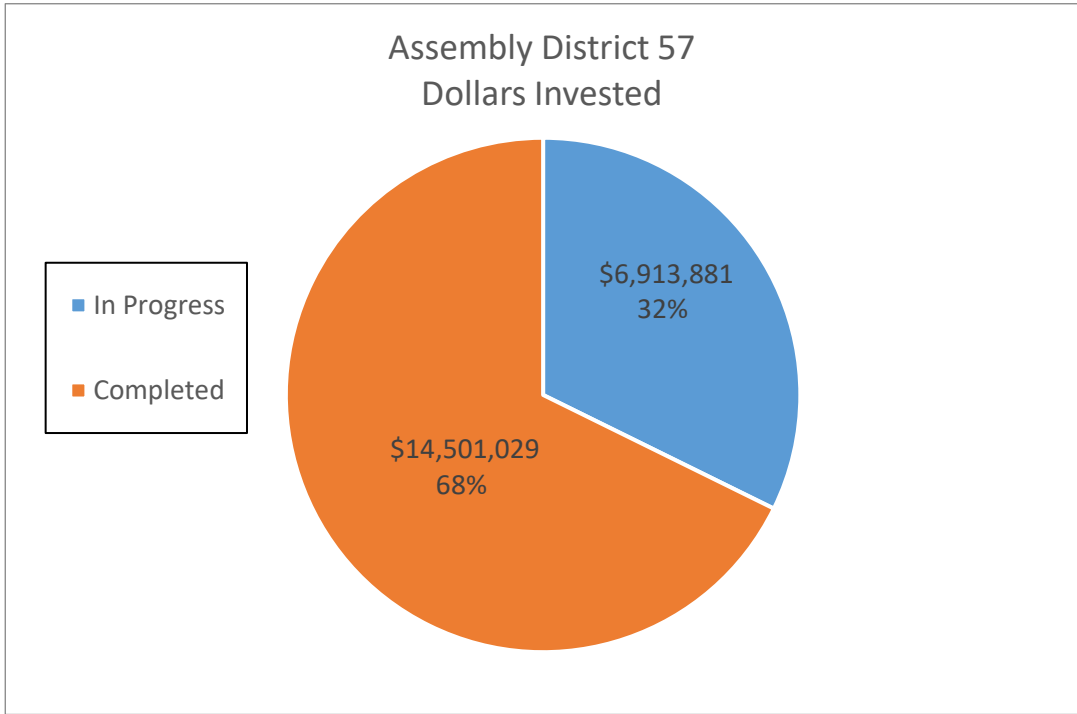
Assembly District 55						
	Number of Sites	Dollars Invested	Annual Electric Savings (kWh)	Annual Dollar Savings	15 Year Electric Savings (kWh)	15 Year Dollar Savings
In Progress	70	\$ 11,505,202.08	3,593,131	\$ 708,514.29	53,896,965	\$ 10,627,714.35
Completed	31	\$ 5,273,421.83	1,350,630	\$ 292,206.64	20,259,450	\$ 4,383,099.58
Grand Total	101	\$ 16,778,623.91	4,943,761	\$ 1,000,720.93	74,156,415.00	\$ 15,010,813.93
DAC	7	\$ 882,235.00	318,718	\$ 59,422.88	4,780,770	\$ 891,343.20



Assembly District 56						
	Number of Sites	Dollars Invested	Annual Electric Savings (kWh)	Annual Dollar Savings	15 Year Electric Savings (kWh)	15 Year Dollar Savings
In Progress	37	\$ 6,391,090.25	3,420,192	\$ 529,538.88	51,302,880	\$ 7,943,083.20
Completed	50	\$ 12,687,051.62	7,819,276	\$ 933,243.33	117,289,140	\$ 13,998,649.95
Grand Total	87	\$ 19,078,141.87	11,239,468	\$ 1,462,782.21	168,592,020.00	\$ 21,941,733.15
DAC	37	\$ 6,162,850.22	3,714,244	\$ 467,837.28	55,713,660	\$ 7,017,559.20



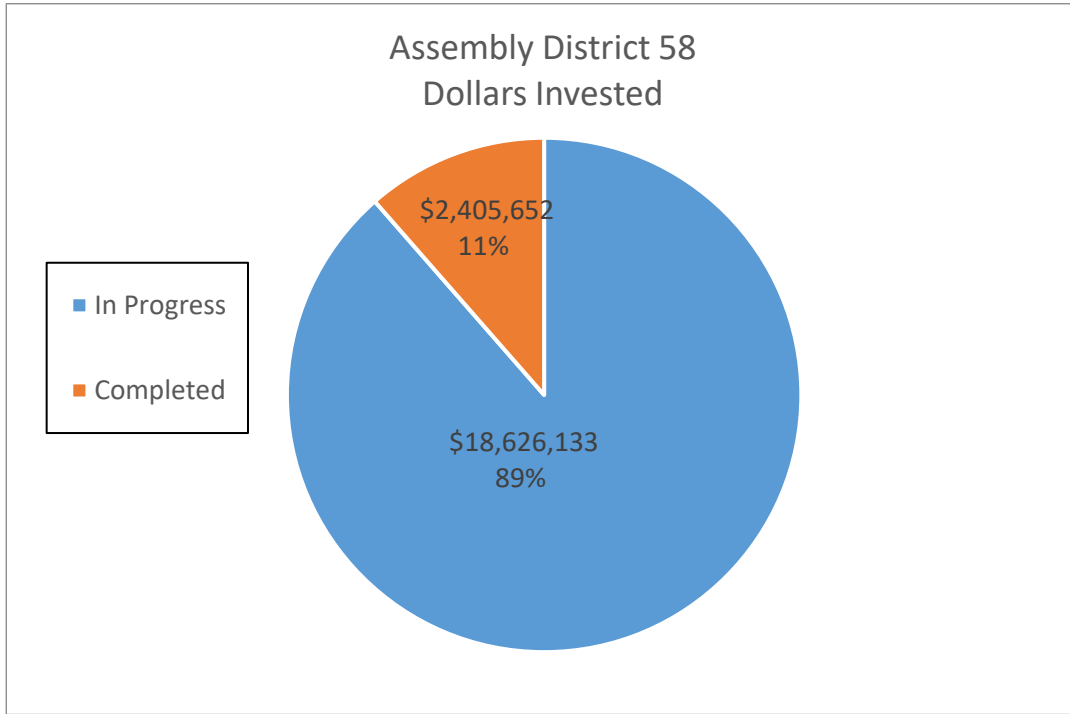
Assembly District 57						
	Number of Sites	Dollars Invested	Annual Electric Savings (kWh)	Annual Dollar Savings	15 Year Electric Savings (kWh)	15 Year Dollar Savings
In Progress	58	\$ 6,913,881.43	2,824,287	\$ 629,530.91	42,364,305	\$ 9,442,963.65
Completed	37	\$ 14,501,029.06	7,203,287	\$ 1,038,588.73	108,049,305	\$ 15,578,830.95
Grand Total	95	\$ 21,414,910.49	10,027,574	\$ 1,668,119.64	150,413,610.00	\$ 25,021,794.60
DAC	50	\$ 11,514,128.36	4,676,049	\$ 754,022.39	70,140,735	\$ 11,310,335.85



**Assembly District 58**

	Number of Sites	Dollars Invested	Annual Electric Savings (kWh)	Annual Dollar Savings	15 Year Electric Savings (kWh)	15 Year Dollar Savings
In Progress	80	\$ 18,626,132.82	5,836,803	\$ 1,436,697.94	87,552,045	\$ 21,550,469.10
Completed	16	\$ 2,405,652.38	711,060	\$ 122,155.60	10,665,900	\$ 1,832,334.00
<b>Grand Total</b>	<b>96</b>	<b>\$ 21,031,785.20</b>	<b>6,547,863</b>	<b>\$ 1,558,853.54</b>	<b>98,217,945.00</b>	<b>\$ 23,382,803.10</b>

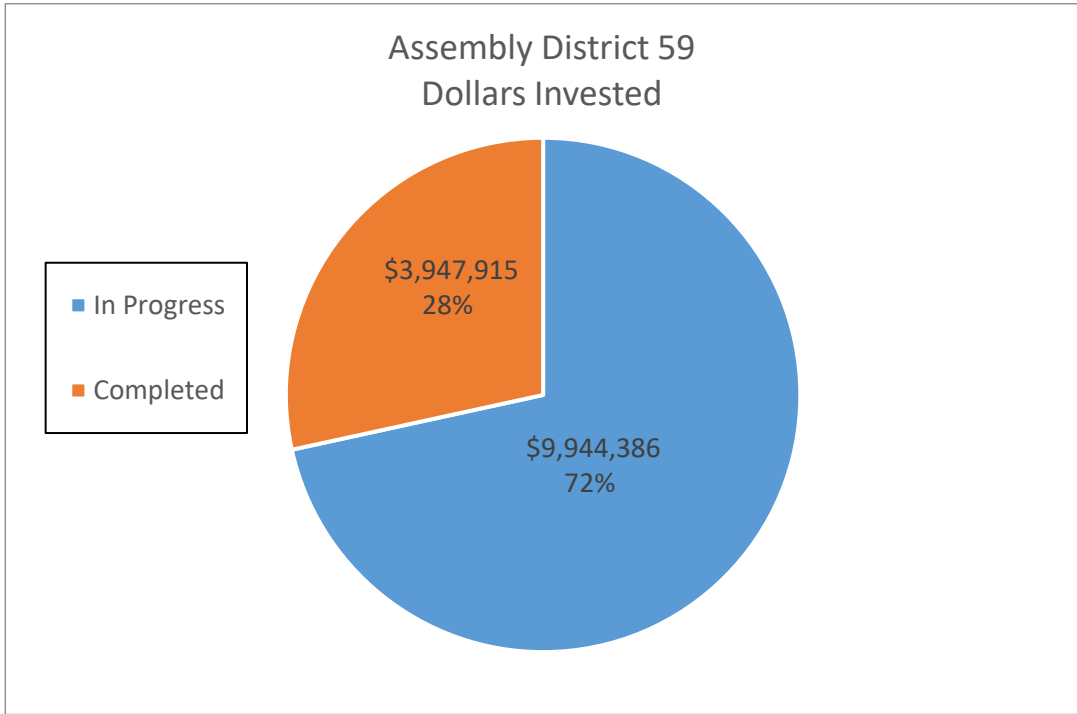
<b>DAC</b>	<b>45</b>	<b>\$ 11,642,326.62</b>	<b>4,027,058</b>	<b>\$ 821,198.89</b>	<b>60,405,870</b>	<b>\$ 12,317,983.35</b>
------------	-----------	-------------------------	------------------	----------------------	-------------------	-------------------------



Assembly District 59						
	Number of Sites	Dollars Invested	Annual Electric Savings (kWh)	Annual Dollar Savings	15 Year Electric Savings (kWh)	15 Year Dollar Savings
In Progress	22	\$ 9,944,385.91	3,528,142	\$ 564,106.74	52,922,130	\$ 8,461,601.10
Completed	5	\$ 3,947,914.74	1,551,441	\$ 276,635.63	23,271,615	\$ 4,149,534.45
<b>Grand Total</b>	<b>27</b>	<b>\$ 13,892,300.65</b>	<b>5,079,583</b>	<b>\$ 840,742.37</b>	<b>76,193,745.00</b>	<b>\$ 12,611,135.55</b>

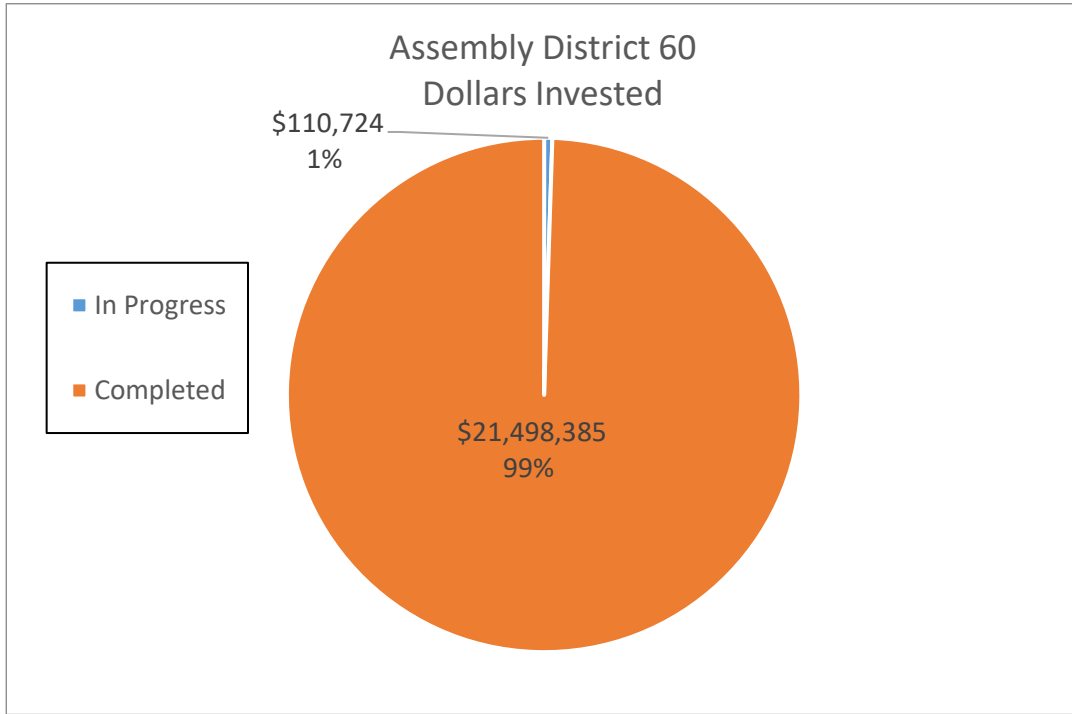
  

DAC	27	\$ 13,892,300.65	5,079,583	\$ 840,742.37	76,193,745	\$ 12,611,135.55
-----	----	------------------	-----------	---------------	------------	------------------

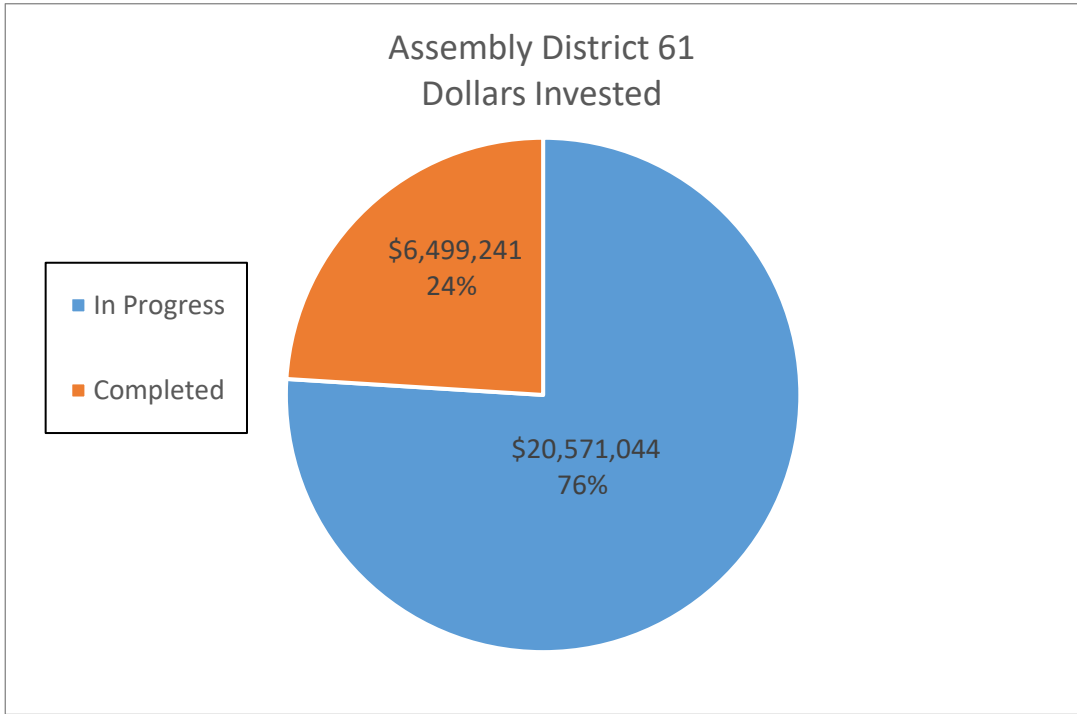


**Assembly District 60**

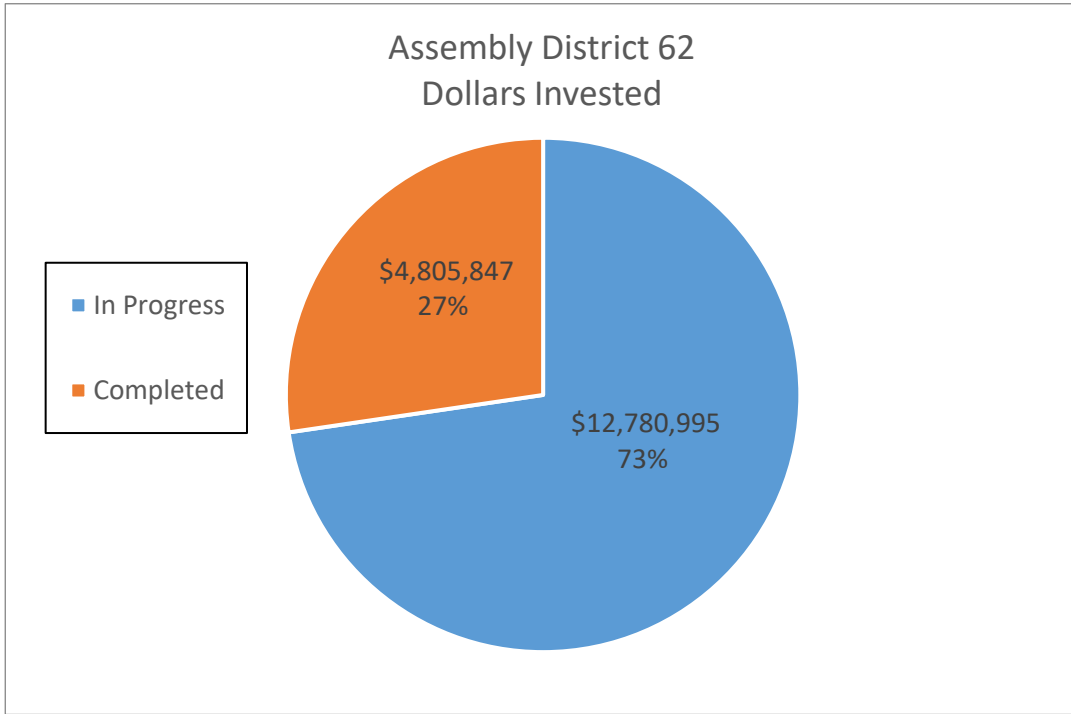
	Number of Sites	Dollars Invested	Annual Electric Savings (kWh)	Annual Dollar Savings	15 Year Electric Savings (kWh)	15 Year Dollar Savings
<b>In Progress</b>	1	\$ 110,724.00	85,522	\$ 13,581.00	1,282,830	\$ 203,715.00
<b>Completed</b>	116	\$ 21,498,384.81	6,883,738	\$ 1,246,524.58	103,256,070	\$ 18,697,868.72
<b>Grand Total</b>	117	\$ 21,609,108.81	6,969,260	\$ 1,260,105.58	104,538,900.00	\$ 18,901,583.72
<b>DAC</b>	46	\$ 7,722,570.47	2,589,801	\$ 465,713.52	38,847,015	\$ 6,985,702.82



Assembly District 61						
	Number of Sites	Dollars Invested	Annual Electric Savings (kWh)	Annual Dollar Savings	15 Year Electric Savings (kWh)	15 Year Dollar Savings
In Progress	61	\$ 20,571,043.96	7,958,270	\$ 1,431,379.76	119,374,050	\$ 21,470,696.40
Completed	12	\$ 6,499,241.48	1,791,825	\$ 337,232.00	26,877,375	\$ 5,058,480.00
Grand Total	73	\$ 27,070,285.44	9,750,095	\$ 1,768,611.76	146,251,425.00	\$ 26,529,176.40
DAC	37	\$ 11,028,711.44	3,905,491	\$ 698,926.24	58,582,365	\$ 10,483,893.60

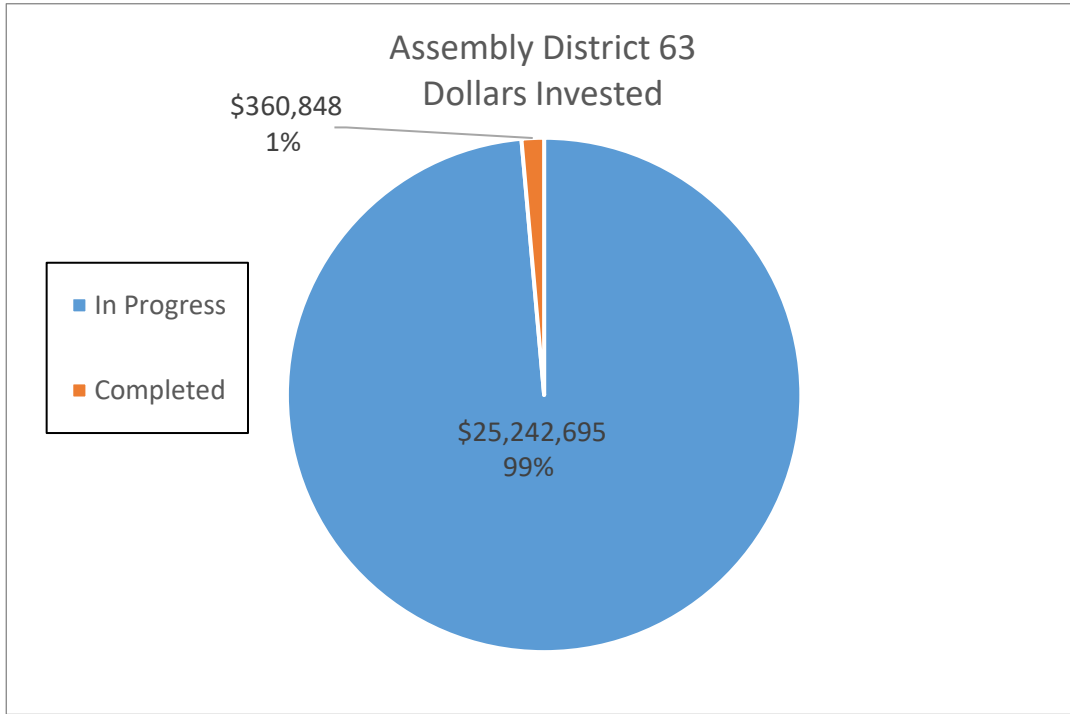


Assembly District 62						
	Number of Sites	Dollars Invested	Annual Electric Savings (kWh)	Annual Dollar Savings	15 Year Electric Savings (kWh)	15 Year Dollar Savings
In Progress	43	\$ 12,780,995.48	5,434,363	\$ 923,606.59	81,515,445	\$ 13,854,098.85
Completed	17	\$ 4,805,847.21	1,646,221	\$ 288,783.22	24,693,315	\$ 4,331,748.33
Grand Total	60	\$ 17,586,842.69	7,080,584	\$ 1,212,389.81	106,208,760.00	\$ 18,185,847.18
DAC	36	\$ 10,782,861.22	4,413,198	\$ 764,902.24	66,197,970	\$ 11,473,533.63

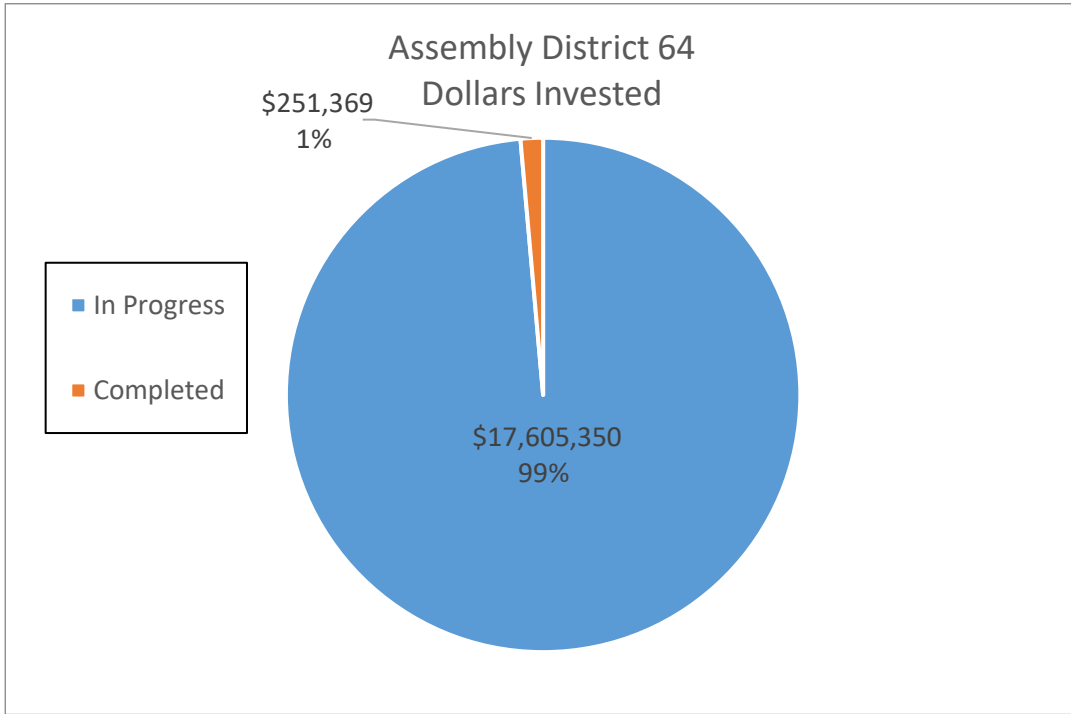




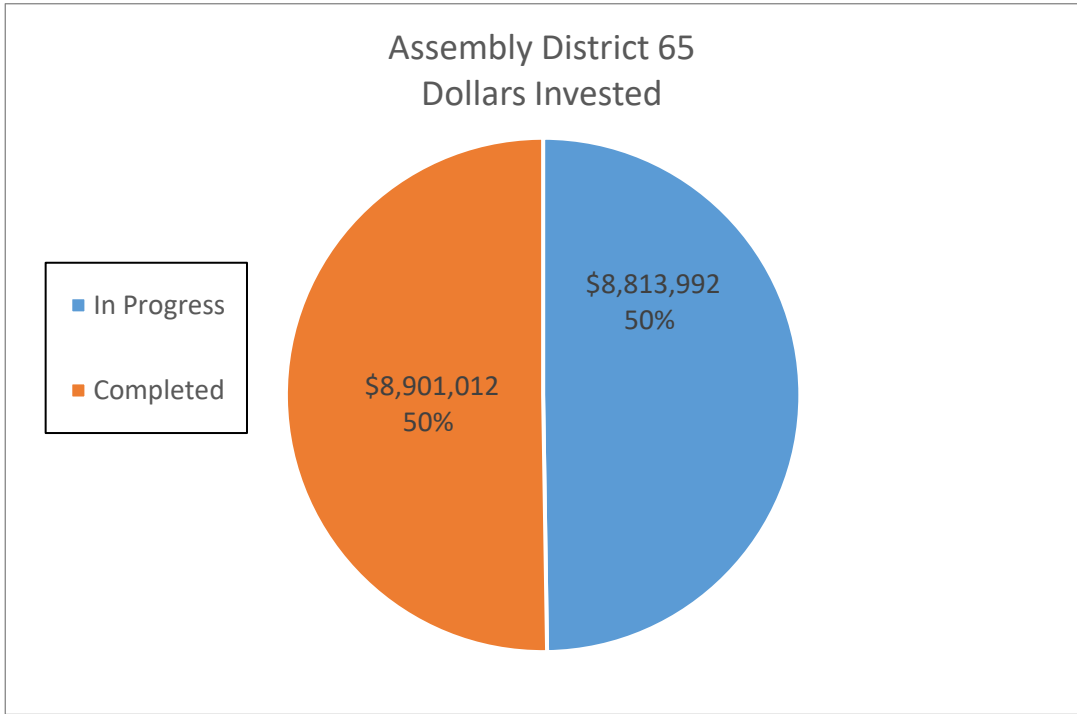
Assembly District 63						
	Number of Sites	Dollars Invested	Annual Electric Savings (kWh)	Annual Dollar Savings	15 Year Electric Savings (kWh)	15 Year Dollar Savings
In Progress	76	\$ 25,242,695.47	9,215,814	\$ 1,656,880.70	138,237,210	\$ 24,853,210.50
Completed	3	\$ 360,847.55	301,765	\$ 64,255.69	4,526,475	\$ 963,835.35
Grand Total	79	\$ 25,603,543.02	9,517,579	\$ 1,721,136.39	142,763,685.00	\$ 25,817,045.85
DAC	52	\$ 22,583,161.98	7,879,603	\$ 1,384,572.55	118,194,045	\$ 20,768,588.25



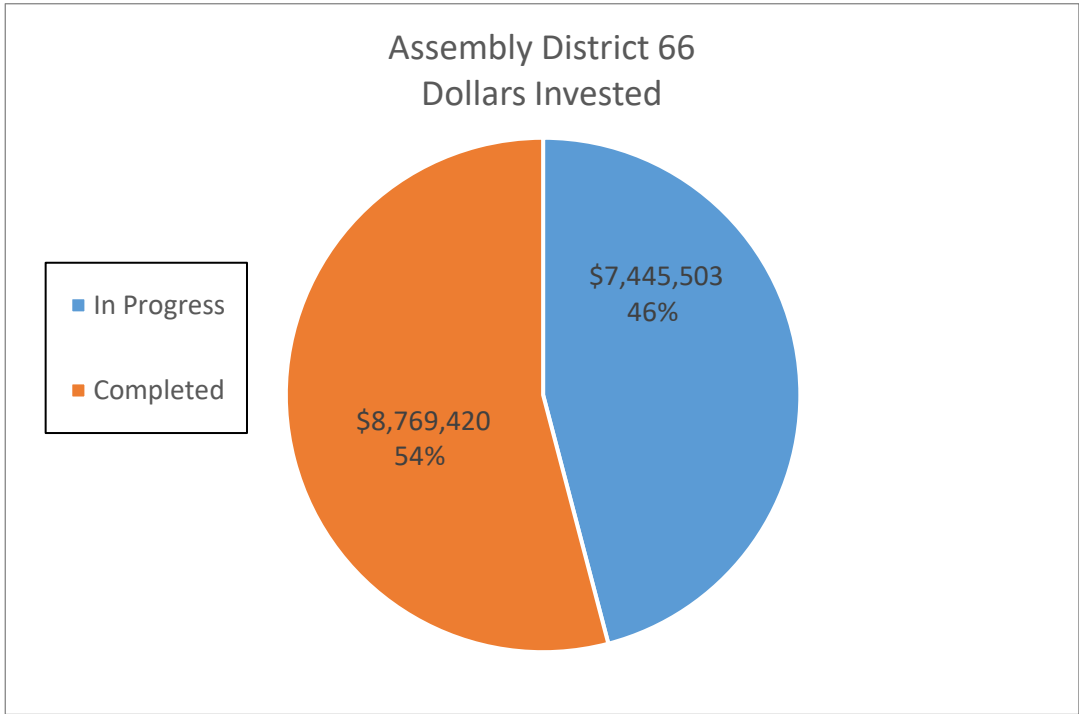
Assembly District 64						
	Number of Sites	Dollars Invested	Annual Electric Savings (kWh)	Annual Dollar Savings	15 Year Electric Savings (kWh)	15 Year Dollar Savings
In Progress	34	\$ 17,605,349.74	5,704,729	\$ 1,038,394.74	85,570,935	\$ 15,575,921.10
Completed	1	\$ 251,369.00	97,970	\$ 18,362.70	1,469,550	\$ 275,440.50
Grand Total	35	\$ 17,856,718.74	5,802,699	\$ 1,056,757.44	87,040,485.00	\$ 15,851,361.60
DAC	34	\$ 15,602,975.74	5,388,261	\$ 959,625.44	80,823,915	\$ 14,394,381.60



Assembly District 65						
	Number of Sites	Dollars Invested	Annual Electric Savings (kWh)	Annual Dollar Savings	15 Year Electric Savings (kWh)	15 Year Dollar Savings
In Progress	36	\$ 8,813,991.64	3,249,473	\$ 556,470.50	48,742,095	\$ 8,347,057.50
Completed	45	\$ 8,901,012.47	3,041,972	\$ 601,554.48	45,629,580	\$ 9,023,317.20
Grand Total	81	\$ 17,715,004.11	6,291,445	\$ 1,158,024.98	94,371,675.00	\$ 17,370,374.70
DAC	22	\$ 2,971,479.87	1,807,054	\$ 320,646.32	27,105,810	\$ 4,809,694.80



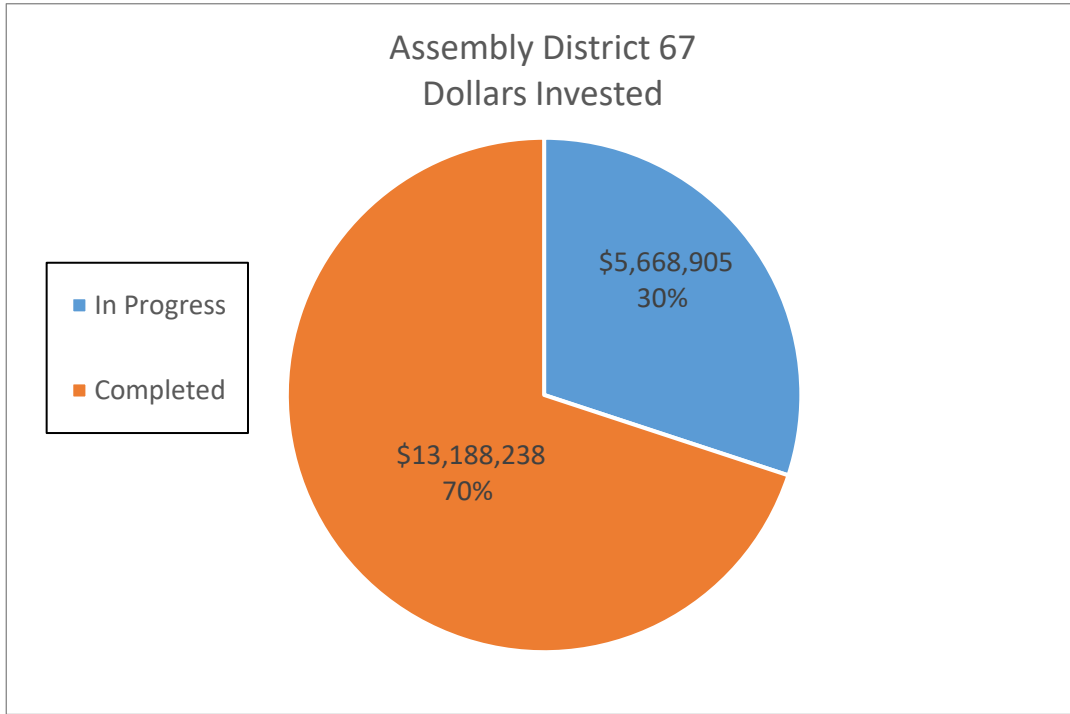
Assembly District 66						
	Number of Sites	Dollars Invested	Annual Electric Savings (kWh)	Annual Dollar Savings	15 Year Electric Savings (kWh)	15 Year Dollar Savings
In Progress	16	\$ 7,445,503.00	2,268,627	\$ 395,573.93	34,029,405	\$ 5,933,608.95
Completed	25	\$ 8,769,420.27	3,333,765	\$ 519,893.76	50,006,475	\$ 7,798,406.34
Grand Total	41	\$ 16,214,923.27	5,602,392	\$ 915,467.69	84,035,880.00	\$ 13,732,015.29
DAC	1	\$ 1,955,792.00	547,976	\$ 81,167.00	8,219,640	\$ 1,217,505.00



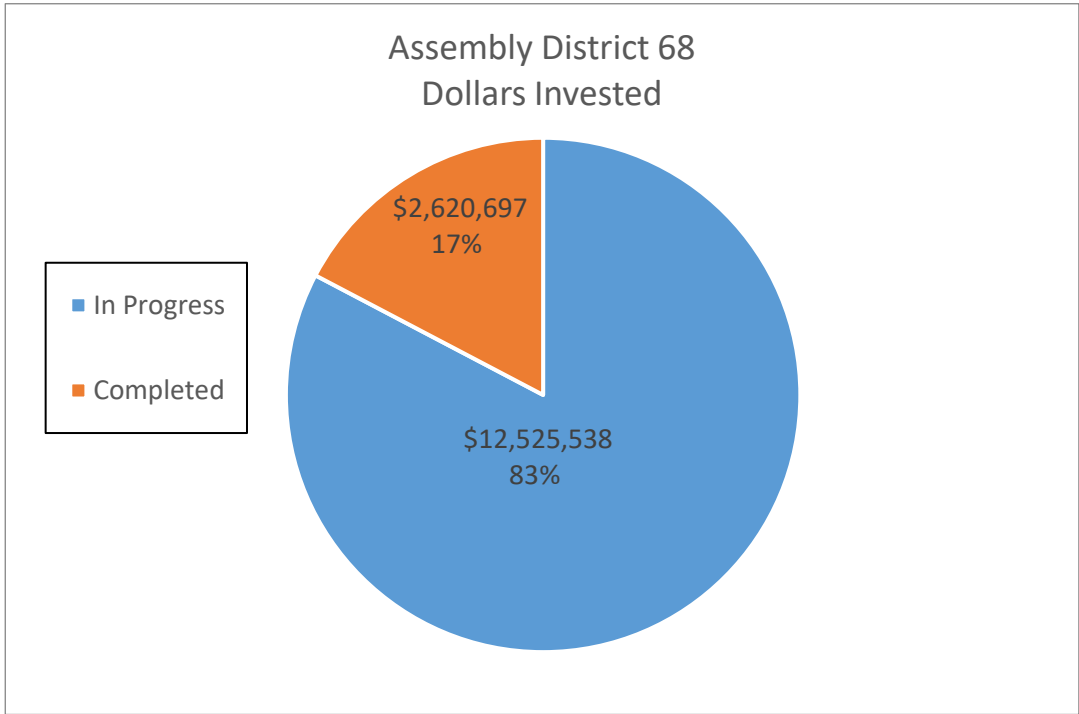
**Assembly District 67**

	Number of Sites	Dollars Invested	Annual Electric Savings (kWh)	Annual Dollar Savings	15 Year Electric Savings (kWh)	15 Year Dollar Savings
In Progress	33	\$ 5,668,905.26	3,608,759	\$ 464,703.15	54,131,385	\$ 6,970,547.25
Completed	55	\$ 13,188,238.33	4,706,186	\$ 1,123,301.32	70,592,790	\$ 16,849,519.73
<b>Grand Total</b>	<b>88</b>	<b>\$ 18,857,143.59</b>	<b>8,314,945</b>	<b>\$ 1,588,004.47</b>	<b>124,724,175.00</b>	<b>\$ 23,820,066.98</b>

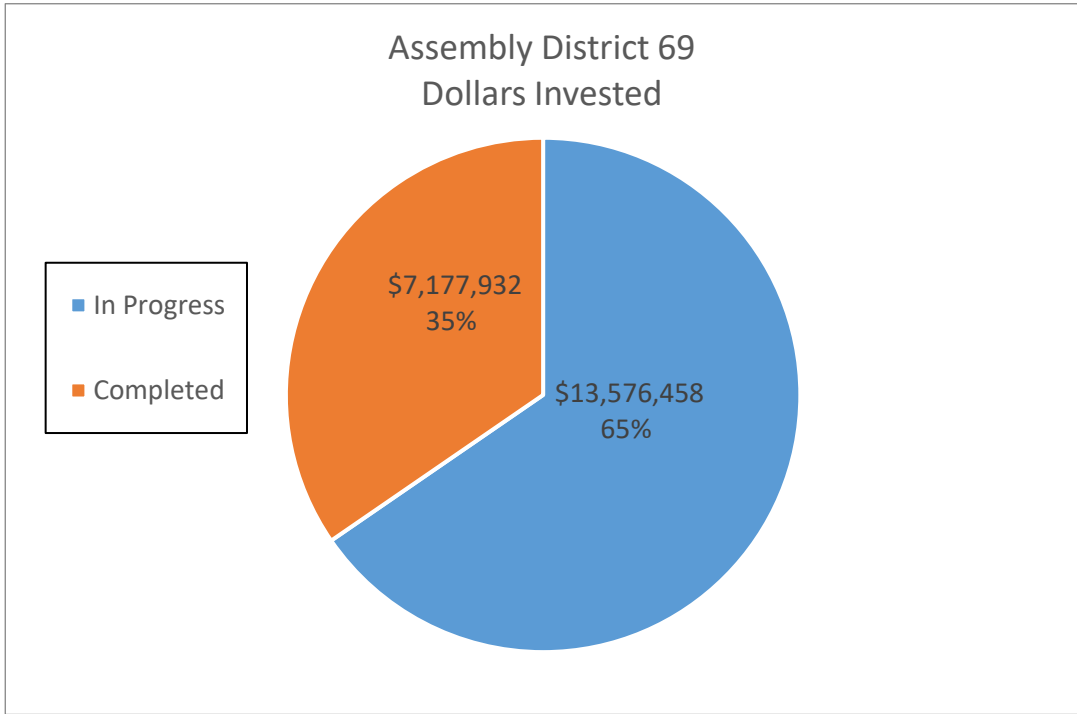
DAC	5	\$ 1,803,525.00	819,732	\$ 169,982.83	12,295,980	\$ 2,549,742.38
-----	---	-----------------	---------	---------------	------------	-----------------



Assembly District 68						
	Number of Sites	Dollars Invested	Annual Electric Savings (kWh)	Annual Dollar Savings	15 Year Electric Savings (kWh)	15 Year Dollar Savings
In Progress	51	\$ 12,525,537.71	3,739,934	\$ 795,117.67	56,099,010	\$ 11,926,765.05
Completed	11	\$ 2,620,696.52	1,595,594	\$ 283,168.10	23,933,910	\$ 4,247,521.47
Grand Total	62	\$ 15,146,234.23	5,335,528	\$ 1,078,285.77	80,032,920.00	\$ 16,174,286.52
DAC	2	\$ 211,932.68	55,312	\$ 13,214.69	829,680	\$ 198,220.35



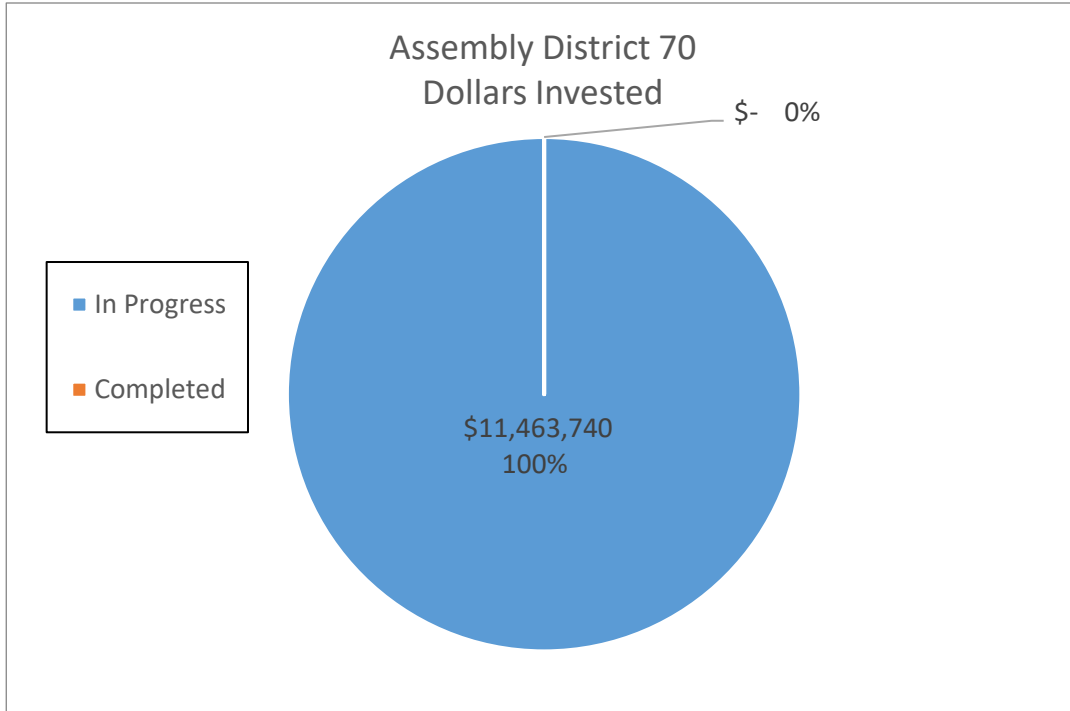
Assembly District 69						
	Number of Sites	Dollars Invested	Annual Electric Savings (kWh)	Annual Dollar Savings	15 Year Electric Savings (kWh)	15 Year Dollar Savings
In Progress	49	\$ 13,576,458.10	4,951,739	\$ 936,908.36	74,276,085	\$ 14,053,625.40
Completed	37	\$ 7,177,931.55	3,238,512	\$ 560,410.64	48,577,680	\$ 8,406,159.54
Grand Total	86	\$ 20,754,389.65	8,190,251	\$ 1,497,319.00	122,853,765.00	\$ 22,459,784.94
DAC	39	\$ 7,874,948.58	3,551,930	\$ 641,627.04	53,278,950	\$ 9,624,405.54



**Assembly District 70**

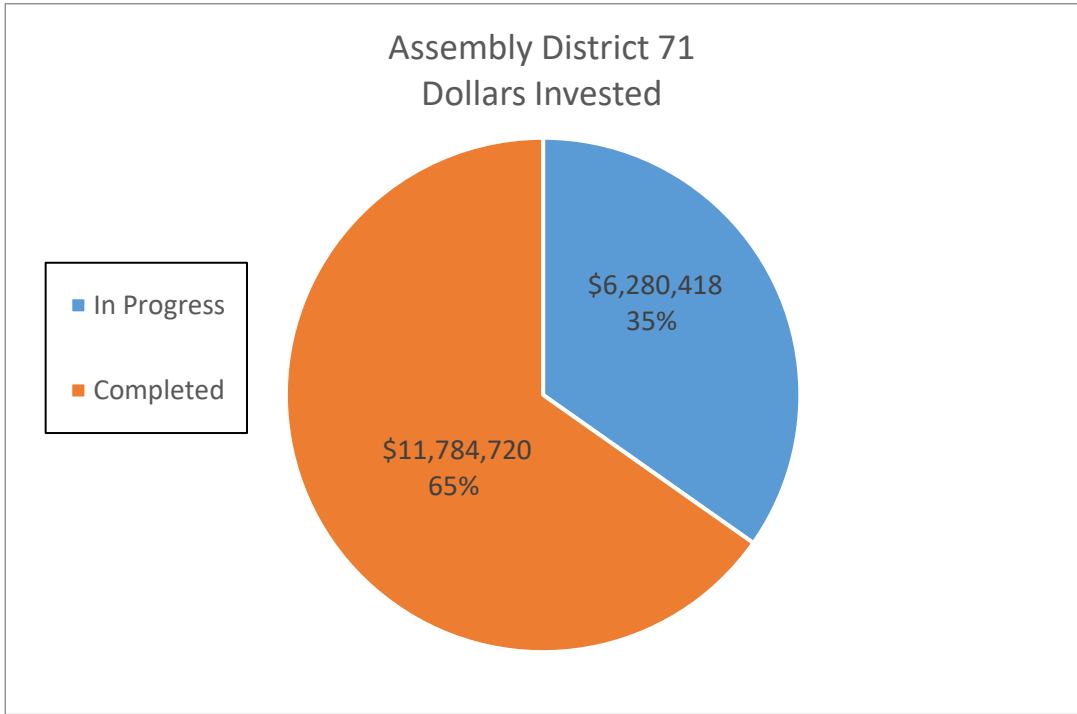
	Number of Sites	Dollars Invested	Annual Electric Savings (kWh)	Annual Dollar Savings	15 Year Electric Savings (kWh)	15 Year Dollar Savings
<b>In Progress</b>	129	\$ 11,463,739.94	2,868,870	\$ 584,631.38	43,033,050	\$ 8,769,470.70
<b>Grand Total</b>	129	\$ 11,463,739.94	2,868,870	\$ 584,631.38	43,033,050.00	\$ 8,769,470.70

<b>DAC</b>	50	\$ 7,277,933.75	1,871,665	\$ 398,100.45	28,074,975	\$ 5,971,506.75
------------	----	-----------------	-----------	---------------	------------	-----------------

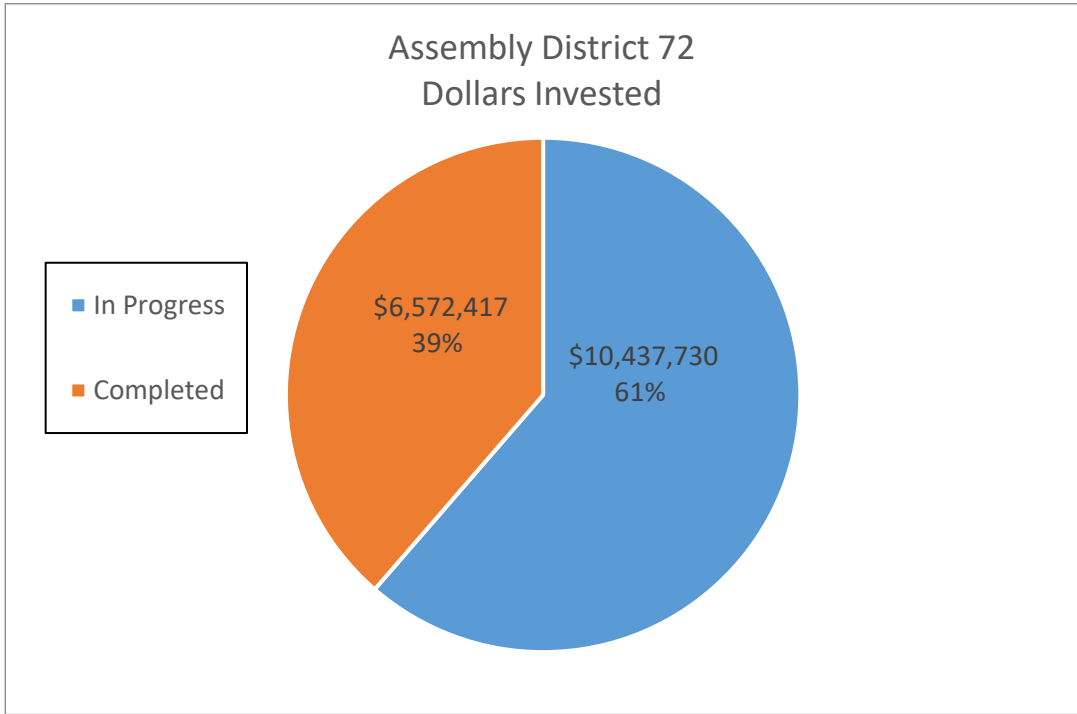




Assembly District 71						
	Number of Sites	Dollars Invested	Annual Electric Savings (kWh)	Annual Dollar Savings	15 Year Electric Savings (kWh)	15 Year Dollar Savings
In Progress	28	\$ 6,280,417.94	4,018,108	\$ 753,574.00	60,271,620	\$ 11,303,610.00
Completed	71	\$ 11,784,720.10	3,674,506	\$ 1,074,111.66	55,117,590	\$ 16,111,674.90
Grand Total	99	\$ 18,065,138.04	7,692,614	\$ 1,827,685.66	115,389,210.00	\$ 27,415,284.90
DAC	2	\$ 23,656.00	77,965	\$ 25,779.00	1,169,475	\$ 386,685.00

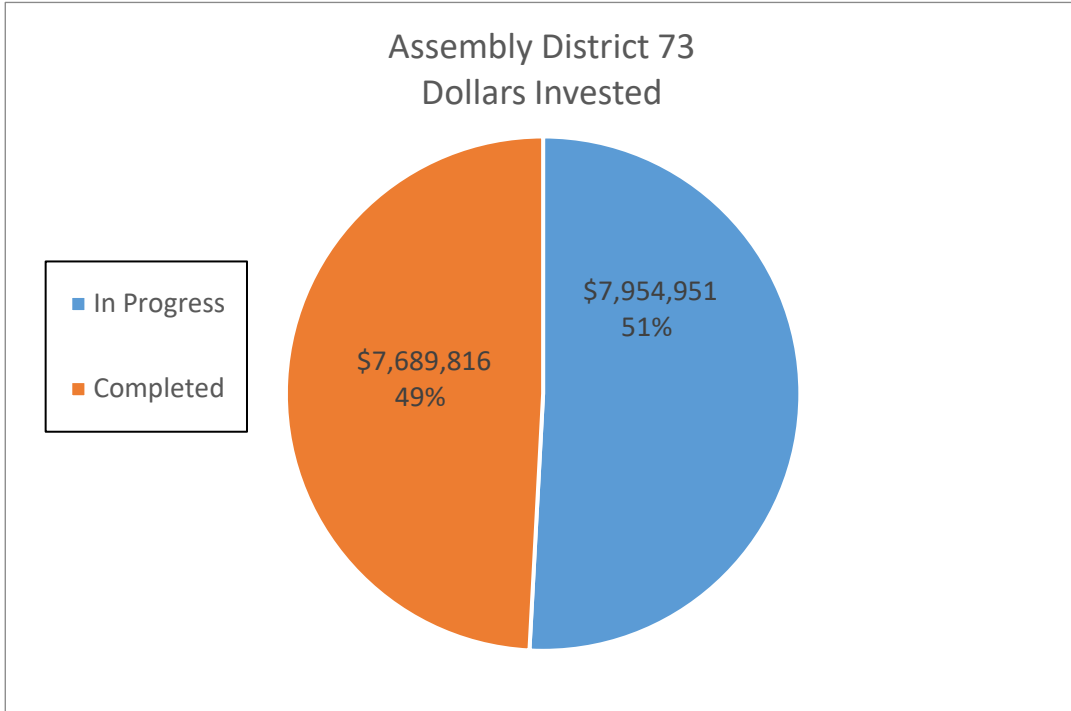


Assembly District 72						
	Number of Sites	Dollars Invested	Annual Electric Savings (kWh)	Annual Dollar Savings	15 Year Electric Savings (kWh)	15 Year Dollar Savings
In Progress	23	\$ 10,437,729.76	2,214,718	\$ 496,315.41	33,220,770	\$ 7,444,731.15
Completed	18	\$ 6,572,417.16	3,436,761	\$ 510,444.03	51,551,415	\$ 7,656,660.43
Grand Total	41	\$ 17,010,146.92	5,651,479	\$ 1,006,759.44	84,772,185.00	\$ 15,101,391.58
DAC	7	\$ 2,296,343.22	835,790	\$ 124,649.21	12,536,850	\$ 1,869,738.12



**Assembly District 73**

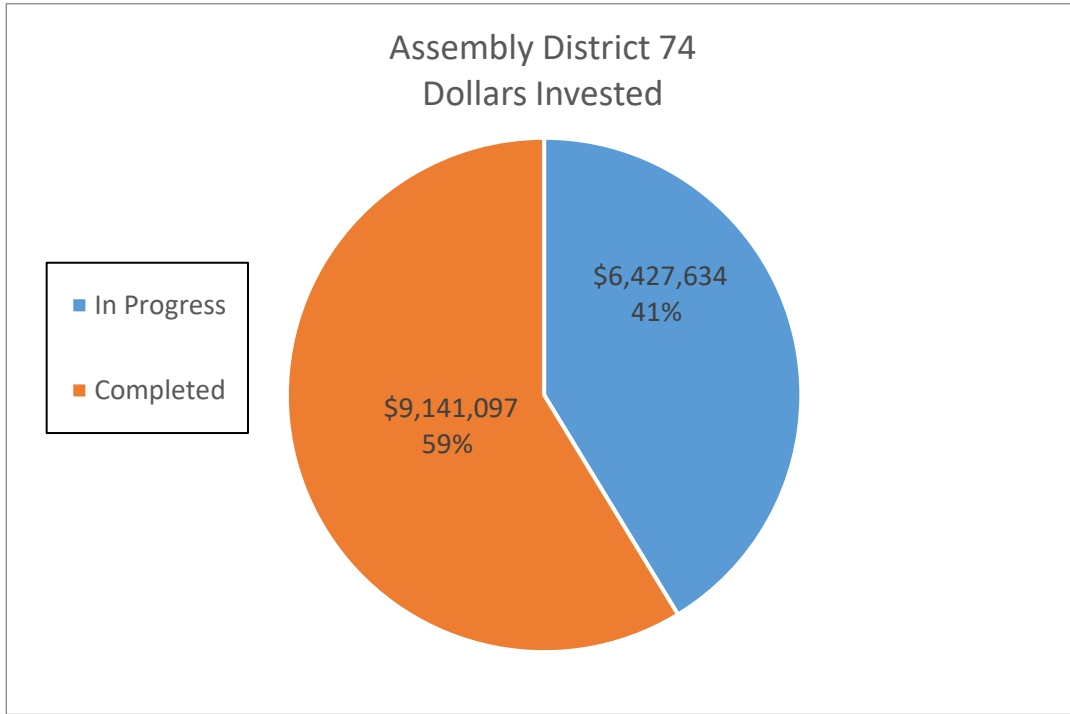
	Number of Sites	Dollars Invested	Annual Electric Savings (kWh)	Annual Dollar Savings	15 Year Electric Savings (kWh)	15 Year Dollar Savings
<b>In Progress</b>	21	\$ 7,954,951.34	4,998,951	\$ 1,084,564.25	74,984,265	\$ 16,268,463.75
<b>Completed</b>	28	\$ 7,689,816.00	2,853,947	\$ 572,116.43	42,809,205	\$ 8,581,746.45
<b>Grand Total</b>	49	\$ 15,644,767.34	7,852,898	\$ 1,656,680.68	117,793,470.00	\$ 24,850,210.20



**Assembly District 74**

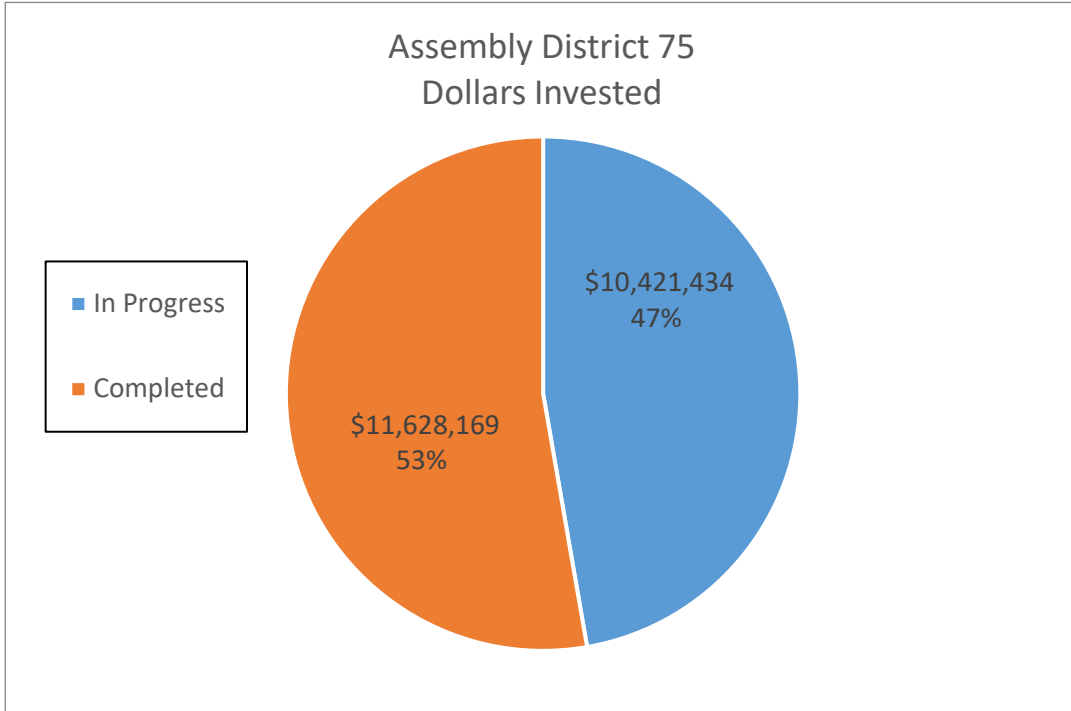
	Number of Sites	Dollars Invested	Annual Electric Savings (kWh)	Annual Dollar Savings	15 Year Electric Savings (kWh)	15 Year Dollar Savings
In Progress	13	\$ 6,427,634.27	2,236,088	\$ 383,377.23	33,541,320	\$ 5,750,658.45
Completed	33	\$ 9,141,097.05	4,236,153	\$ 664,487.04	63,542,295	\$ 9,967,305.64
<b>Grand Total</b>	<b>46</b>	<b>\$ 15,568,731.32</b>	<b>6,472,241</b>	<b>\$ 1,047,864.27</b>	<b>97,083,615.00</b>	<b>\$ 15,717,964.09</b>

DAC	1	\$ 117,104.00	51,984	\$ 10,197.00	779,760	\$ 152,955.00
-----	---	---------------	--------	--------------	---------	---------------



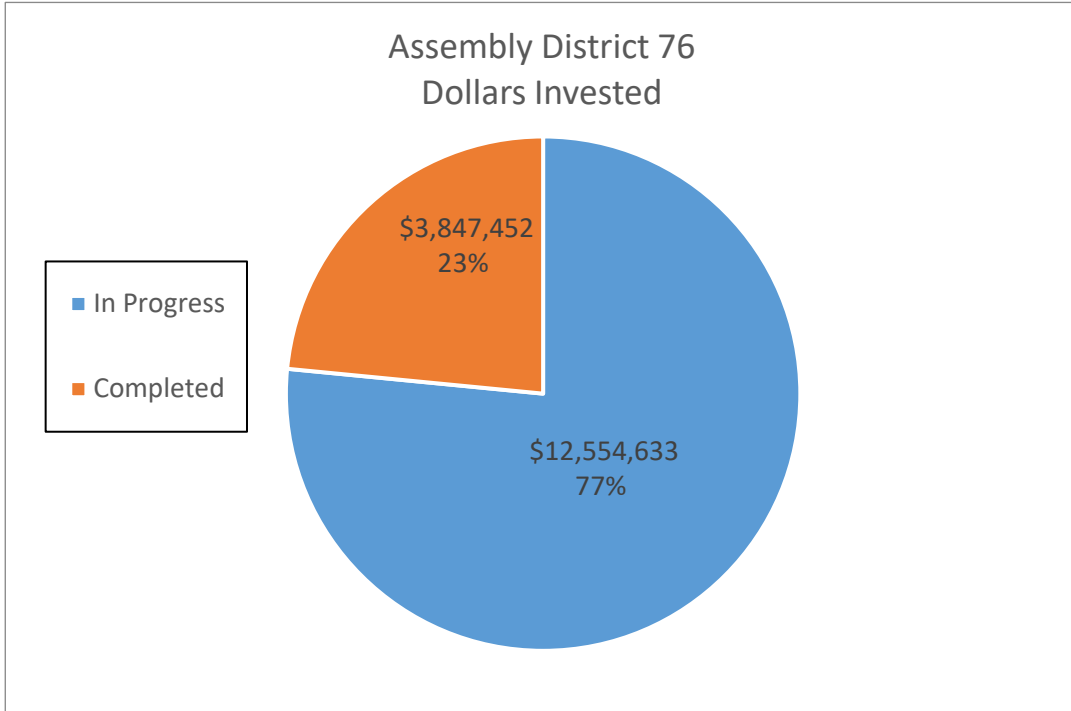
**Assembly District 75**

	Number of Sites	Dollars Invested	Annual Electric Savings (kWh)	Annual Dollar Savings	15 Year Electric Savings (kWh)	15 Year Dollar Savings
<b>In Progress</b>	62	\$ 10,421,434.31	3,353,652	\$ 927,757.21	50,304,780	\$ 13,916,358.15
<b>Completed</b>	37	\$ 11,628,168.73	4,298,715	\$ 980,502.49	64,480,725	\$ 14,707,537.35
<b>Grand Total</b>	99	\$ 22,049,603.04	7,652,367	\$ 1,908,259.70	114,785,505.00	\$ 28,623,895.50



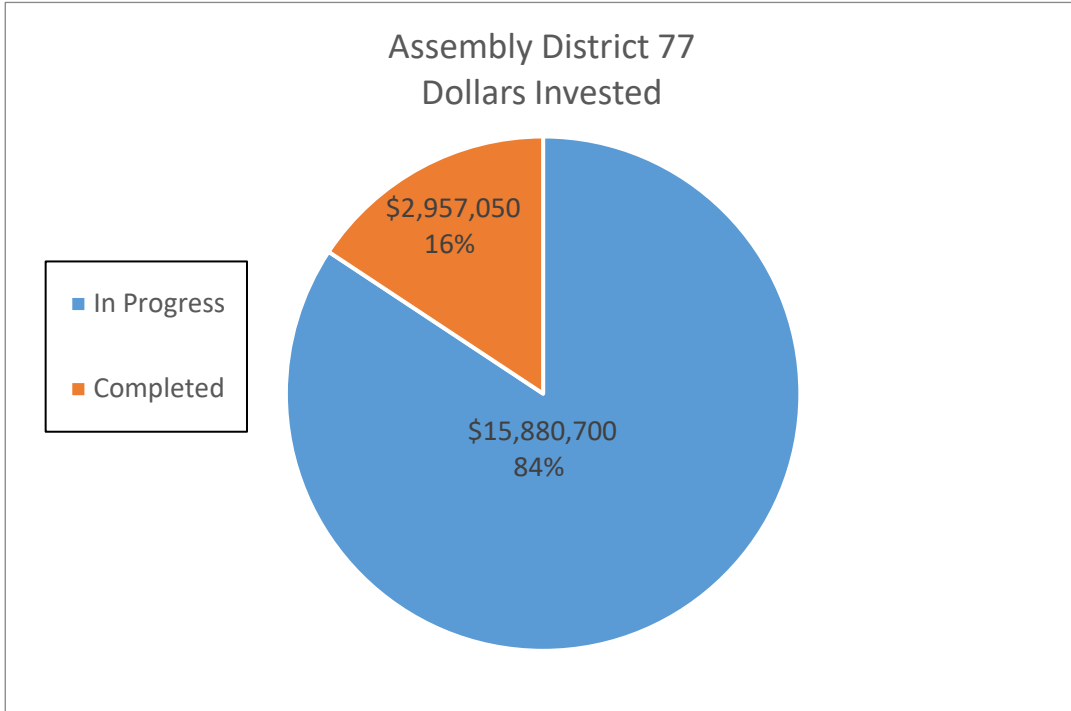
**Assembly District 76**

	Number of Sites	Dollars Invested	Annual Electric Savings (kWh)	Annual Dollar Savings	15 Year Electric Savings (kWh)	15 Year Dollar Savings
<b>In Progress</b>	47	\$ 12,554,633.23	2,951,327	\$ 788,797.18	44,269,905	\$ 11,831,957.70
<b>Completed</b>	10	\$ 3,847,451.85	1,418,539	\$ 332,150.38	21,278,085	\$ 4,982,255.70
<b>Grand Total</b>	57	\$ 16,402,085.08	4,369,866	\$ 1,120,947.56	65,547,990.00	\$ 16,814,213.40

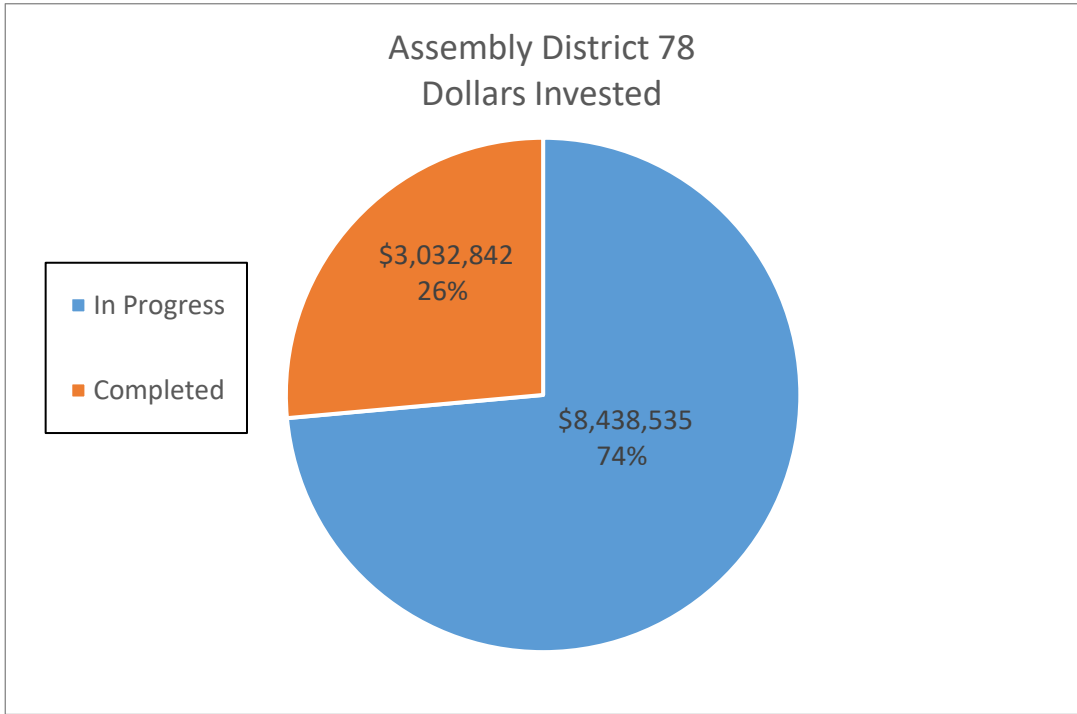


**Assembly District 77**

	Number of Sites	Dollars Invested	Annual Electric Savings (kWh)	Annual Dollar Savings	15 Year Electric Savings (kWh)	15 Year Dollar Savings
<b>In Progress</b>	76	\$ 15,880,699.95	5,990,291	\$ 1,265,775.80	89,854,365	\$ 18,986,637.00
<b>Completed</b>	15	\$ 2,957,050.32	1,135,270	\$ 256,254.99	17,029,050	\$ 3,843,824.85
<b>Grand Total</b>	91	\$ 18,837,750.27	7,125,561	\$ 1,522,030.79	106,883,415.00	\$ 22,830,461.85

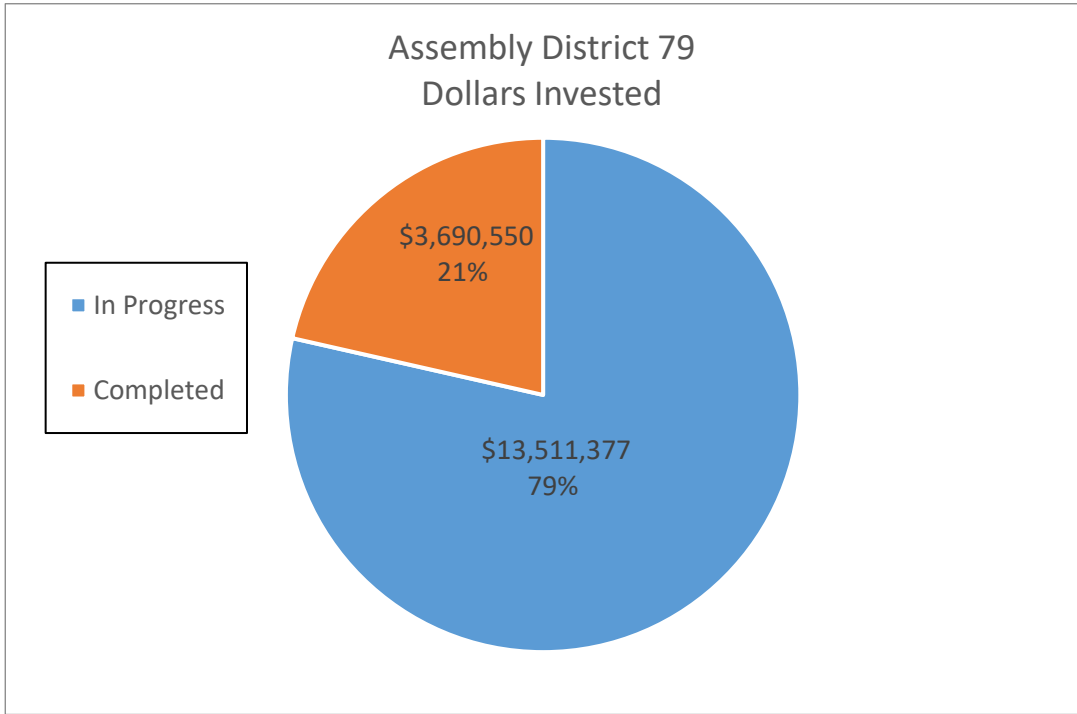


Assembly District 78						
	Number of Sites	Dollars Invested	Annual Electric Savings (kWh)	Annual Dollar Savings	15 Year Electric Savings (kWh)	15 Year Dollar Savings
In Progress	41	\$ 8,438,535.49	2,856,234	\$ 617,297.37	42,843,510	\$ 9,259,460.55
Completed	20	\$ 3,032,842.19	1,441,037	\$ 347,879.21	21,615,555	\$ 5,218,188.15
Grand Total	61	\$ 11,471,377.68	4,297,271	\$ 965,176.58	64,459,065.00	\$ 14,477,648.70
DAC	7	\$ 808,480.12	360,273	\$ 85,050.82	5,404,095	\$ 1,275,762.30





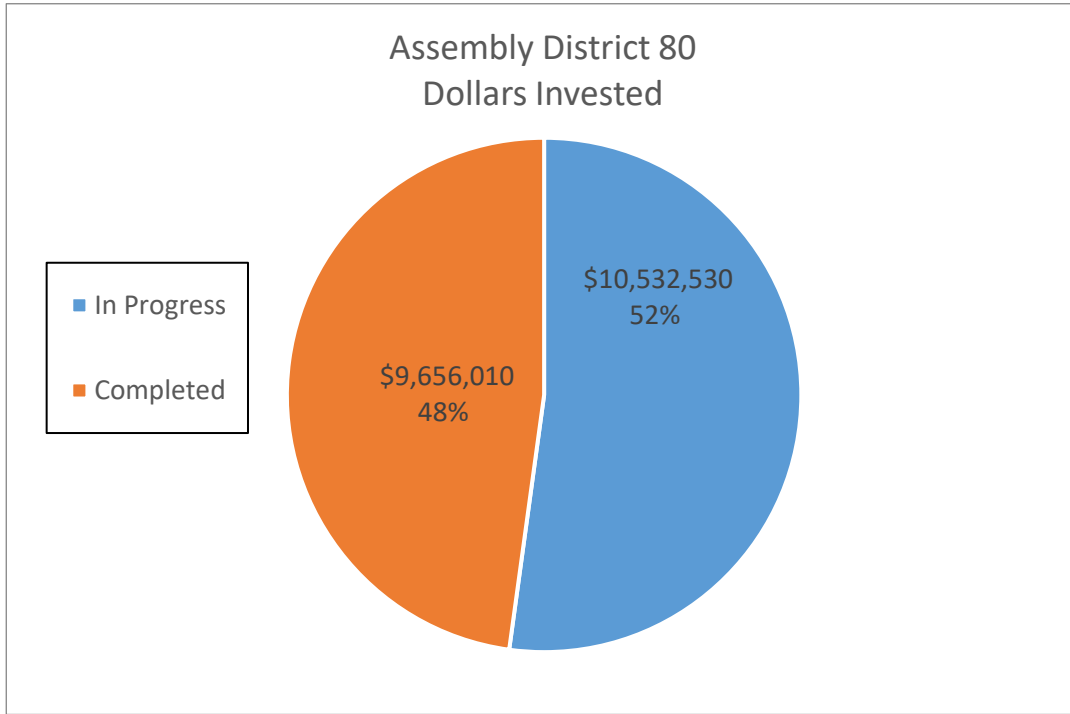
Assembly District 79						
	Number of Sites	Dollars Invested	Annual Electric Savings (kWh)	Annual Dollar Savings	15 Year Electric Savings (kWh)	15 Year Dollar Savings
In Progress	49	\$ 13,511,376.73	4,908,612	\$ 1,158,108.82	73,629,180	\$ 17,371,632.30
Completed	17	\$ 3,690,550.37	1,334,663	\$ 364,631.65	20,019,945	\$ 5,469,474.71
Grand Total	66	\$ 17,201,927.10	6,243,275	\$ 1,522,740.47	93,649,125.00	\$ 22,841,107.01
DAC	5	\$ 3,315,028.03	1,065,418	\$ 267,698.95	15,981,270	\$ 4,015,484.25



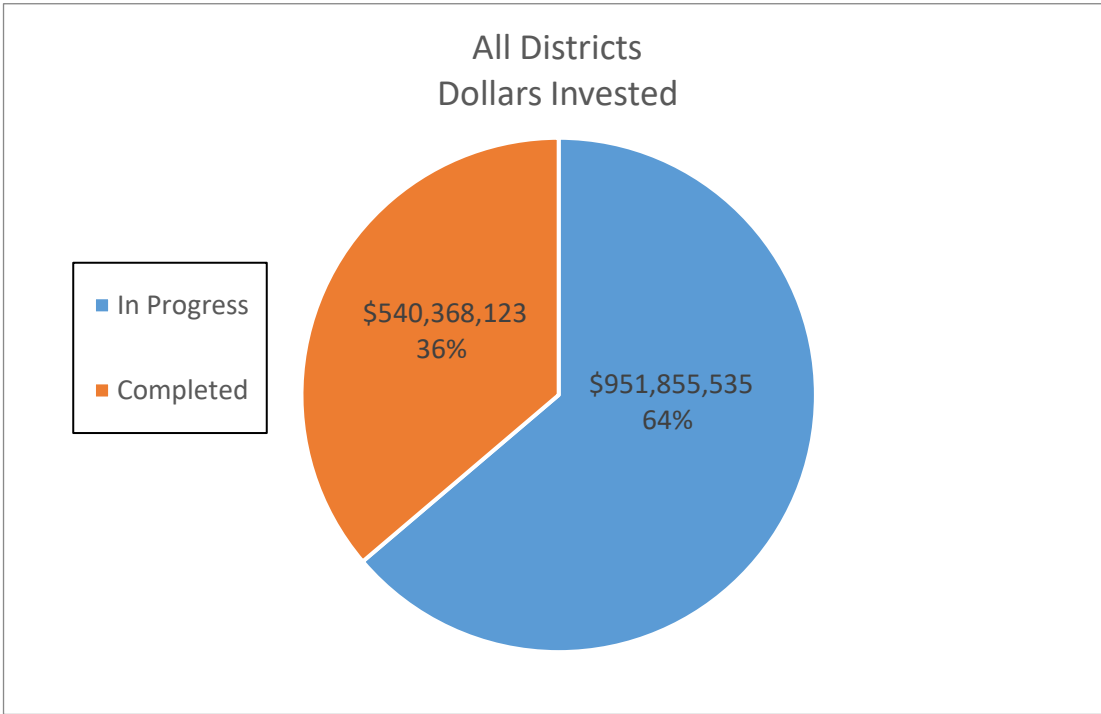
**Assembly District 80**

	Number of Sites	Dollars Invested	Annual Electric Savings (kWh)	Annual Dollar Savings	15 Year Electric Savings (kWh)	15 Year Dollar Savings
In Progress	47	\$ 10,532,530.10	4,383,056	\$ 1,021,199.34	65,745,840	\$ 15,317,990.10
Completed	38	\$ 9,656,009.88	2,429,733	\$ 661,808.07	36,445,995	\$ 9,927,121.05
<b>Grand Total</b>	<b>85</b>	<b>\$ 20,188,539.98</b>	<b>6,812,789</b>	<b>\$ 1,683,007.41</b>	<b>102,191,835.00</b>	<b>\$ 25,245,111.15</b>

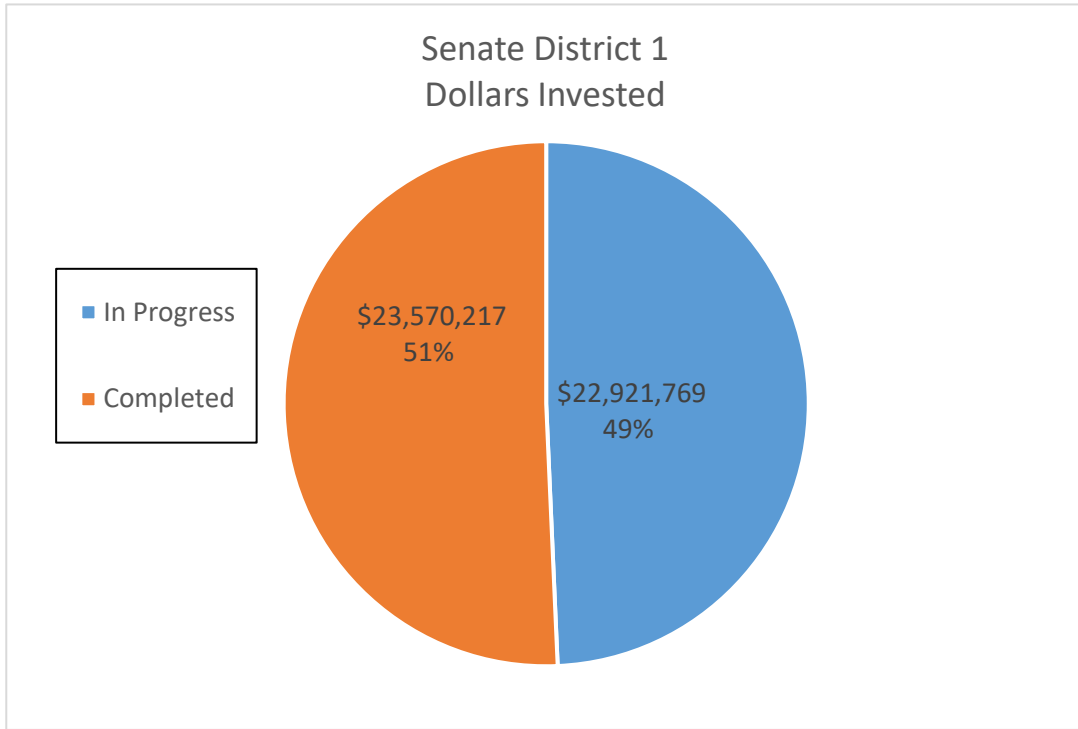
DAC	25	\$ 4,960,006.83	1,688,281	\$ 397,657.95	25,324,215	\$ 5,964,869.25
-----	----	-----------------	-----------	---------------	------------	-----------------



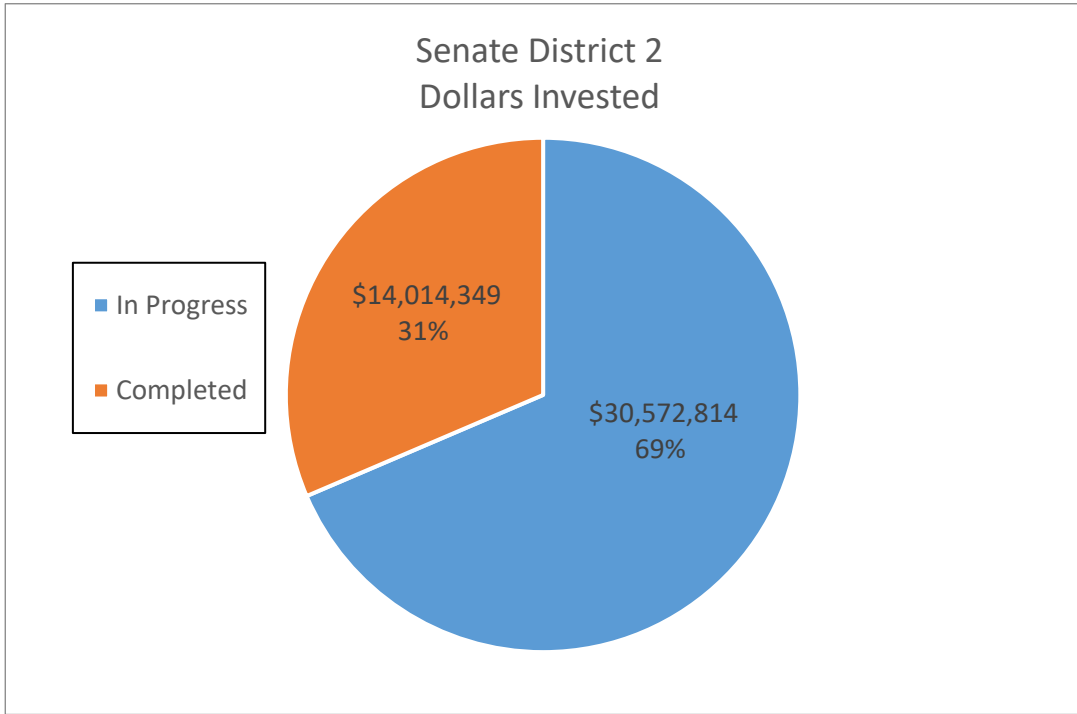
All Districts						
	Number of Sites	Dollars Invested	Annual Electric Savings (kWh)	Annual Dollar Savings	15 Year Electric Savings (kWh)	15 Year Dollar Savings
In Progress	4329	\$ 951,855,535.38	345,754,830	\$ 65,386,529.75	5,186,322,450	\$ 980,797,946.28
Completed	2795	\$ 540,368,122.74	213,282,084	\$ 39,392,434.62	3,199,231,260	\$ 590,886,519.25
Grand Total	7124	\$ 1,492,223,658.13	559,036,914	\$ 104,778,964.37	8,385,553,710.00	\$ 1,571,684,465.53
DAC	1684	\$ 418,935,423.45	151,589,191	\$ 27,112,425.43	2,273,837,865	\$ 406,686,381.41



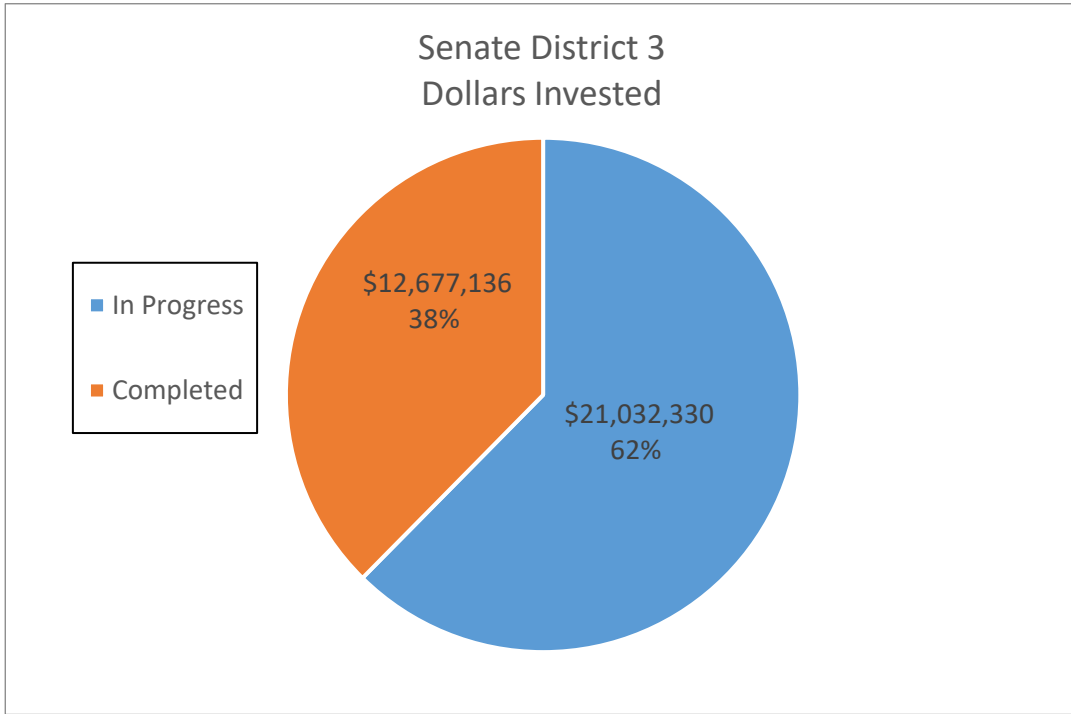
Senate District 1						
	Number of Sites	Dollars Invested	Annual Electric Savings (kWh)	Annual Dollar Savings	15 Year Electric Savings (kWh)	15 Year Dollar Savings
In Progress	175	\$ 22,921,769.11	11,096,637	\$ 2,065,535.86	166,449,555	\$ 30,983,037.90
Completed	167	\$ 23,570,217.17	9,691,388	\$ 1,694,111.12	145,370,820	\$ 25,411,666.80
<b>Grand Total</b>	<b>342</b>	<b>\$ 46,491,986.28</b>	<b>20,788,025</b>	<b>\$ 3,759,646.98</b>	<b>311,820,375.00</b>	<b>\$ 56,394,704.70</b>



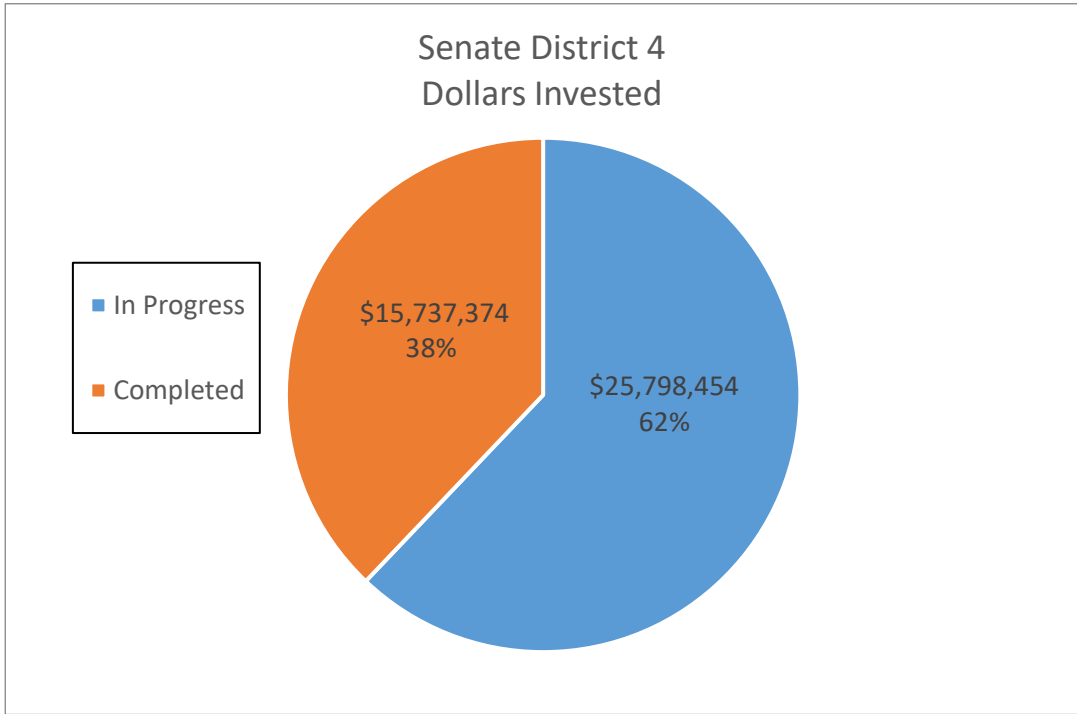
Senate District 2						
	Number of Sites	Dollars Invested	Annual Electric Savings (kWh)	Annual Dollar Savings	15 Year Electric Savings (kWh)	15 Year Dollar Savings
In Progress	213	\$ 30,572,814.49	11,088,533	\$ 2,361,244.97	166,327,995	\$ 35,418,674.49
Completed	132	\$ 14,014,349.04	5,199,190	\$ 1,010,953.41	77,987,850	\$ 15,164,301.12
Grand Total	345	\$ 44,587,163.53	16,287,723	\$ 3,372,198.37	244,315,845.00	\$ 50,582,975.61
DAC	2	\$ 202,769.00	136,049	\$ 7,985.25	2,040,735	\$ 119,778.75



Senate District 3						
	Number of Sites	Dollars Invested	Annual Electric Savings (kWh)	Annual Dollar Savings	15 Year Electric Savings (kWh)	15 Year Dollar Savings
In Progress	113	\$ 21,032,330.06	6,807,097	\$ 1,495,060.30	102,106,455	\$ 22,425,904.50
Completed	57	\$ 12,677,135.54	5,687,455	\$ 1,236,039.47	85,311,825	\$ 18,540,591.99
Grand Total	170	\$ 33,709,465.60	12,494,552	\$ 2,731,099.77	187,418,280.00	\$ 40,966,496.49
DAC	4	\$ 277,812.58	85,381	\$ 17,800.14	1,280,715	\$ 267,002.10



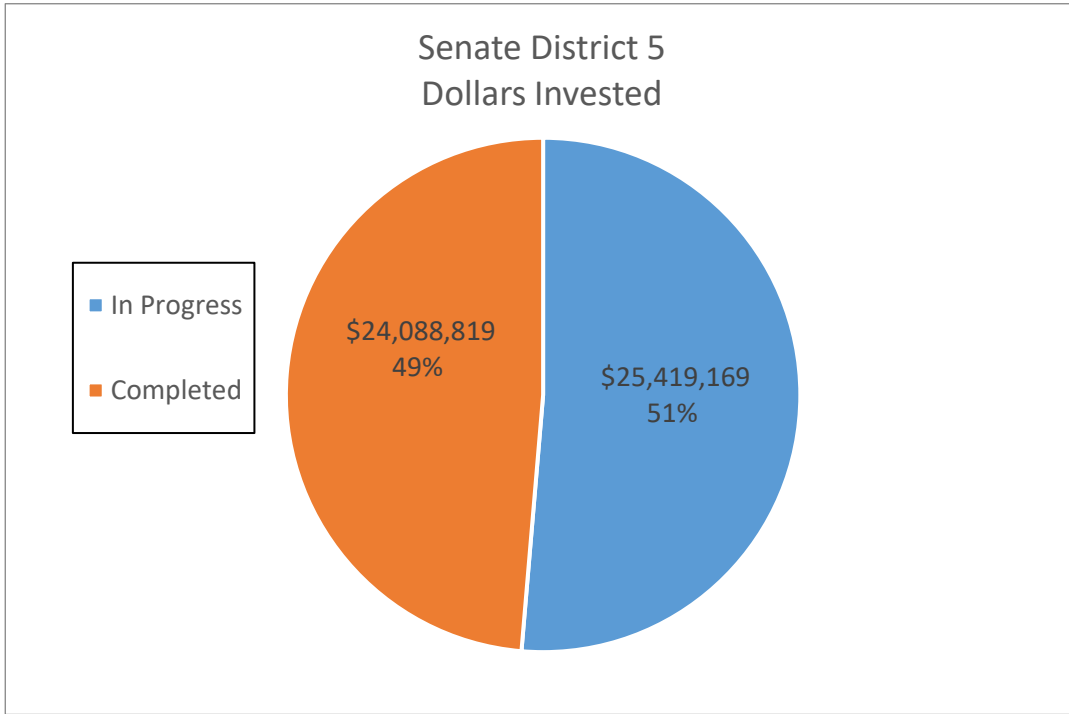
Senate District 4						
	Number of Sites	Dollars Invested	Annual Electric Savings (kWh)	Annual Dollar Savings	15 Year Electric Savings (kWh)	15 Year Dollar Savings
In Progress	176	\$ 25,798,454.27	9,631,297	\$ 1,790,122.31	144,469,455	\$ 26,851,834.61
Completed	141	\$ 15,737,373.59	6,672,589	\$ 1,172,348.29	100,088,835	\$ 17,585,224.35
Grand Total	317	\$ 41,535,827.86	16,303,886	\$ 2,962,470.60	244,558,290.00	\$ 44,437,058.96
DAC	12	\$ 1,539,663.89	531,336	\$ 100,124.76	7,970,040	\$ 1,501,871.40



Senate District 5						
	Number of Sites	Dollars Invested	Annual Electric Savings (kWh)	Annual Dollar Savings	15 Year Electric Savings (kWh)	15 Year Dollar Savings
In Progress	152	\$ 25,419,168.50	9,937,379	\$ 1,776,958.02	149,060,685	\$ 26,654,370.30
Completed	118	\$ 24,088,818.97	9,556,472	\$ 1,468,947.76	143,347,080	\$ 22,034,216.40
Grand Total	270	\$ 49,507,987.47	19,493,851	\$ 3,245,905.78	292,407,765.00	\$ 48,688,586.70

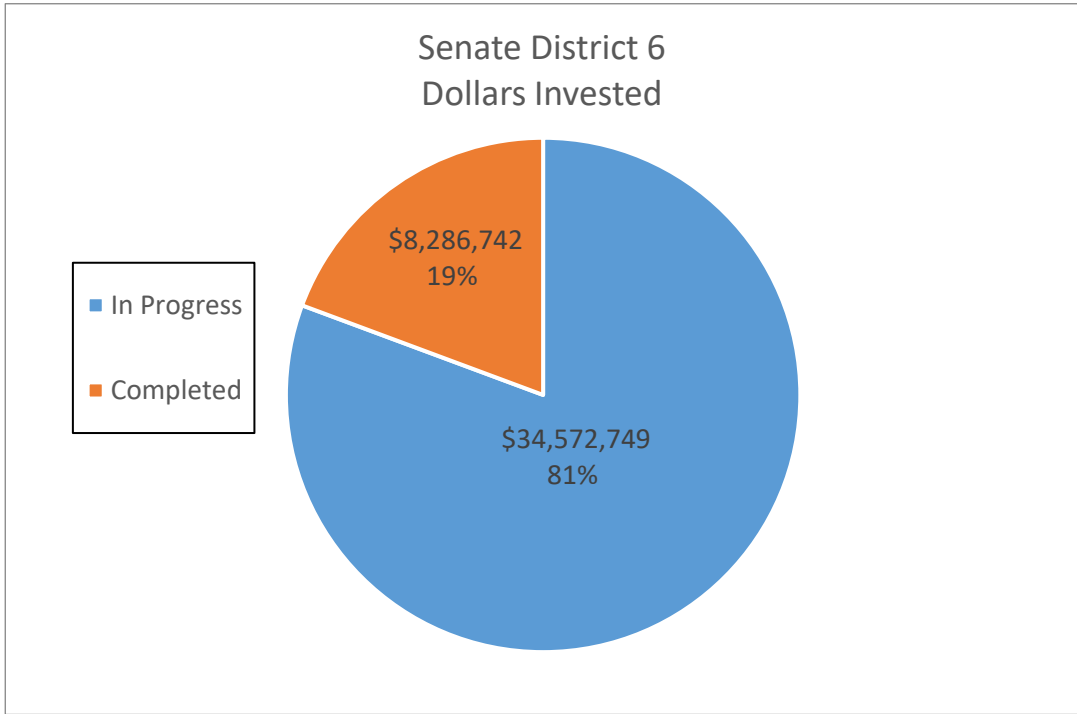
  

DAC	157	\$ 26,809,982.25	9,969,293	\$ 1,713,552.05	149,539,395	\$ 25,703,280.75
-----	-----	------------------	-----------	-----------------	-------------	------------------

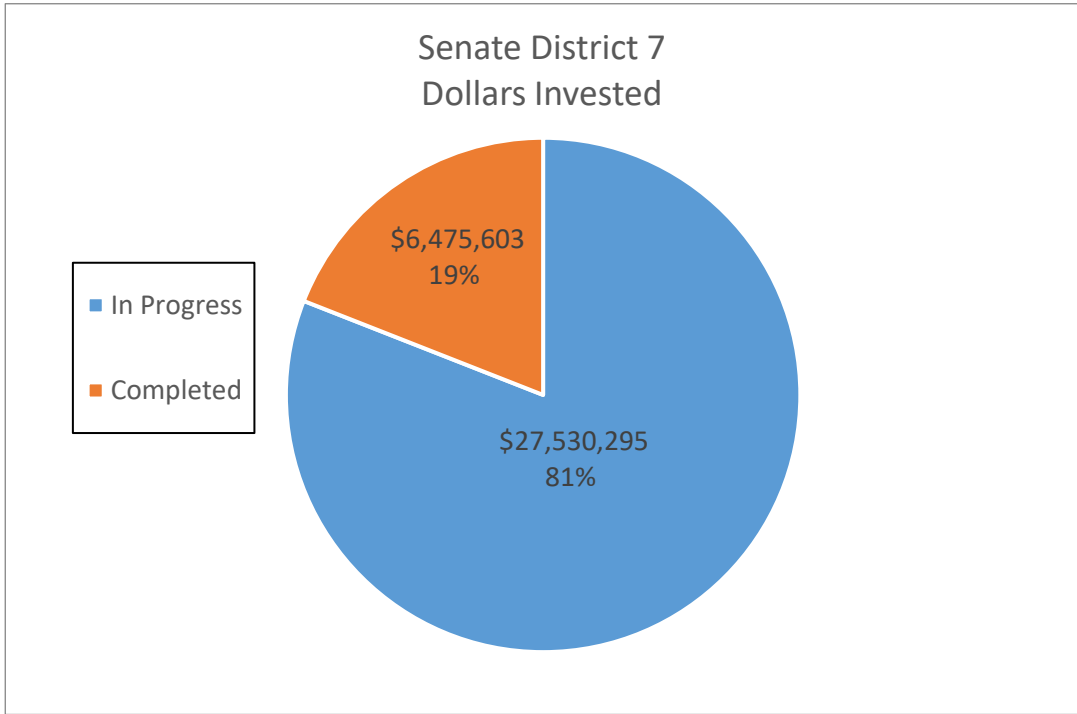




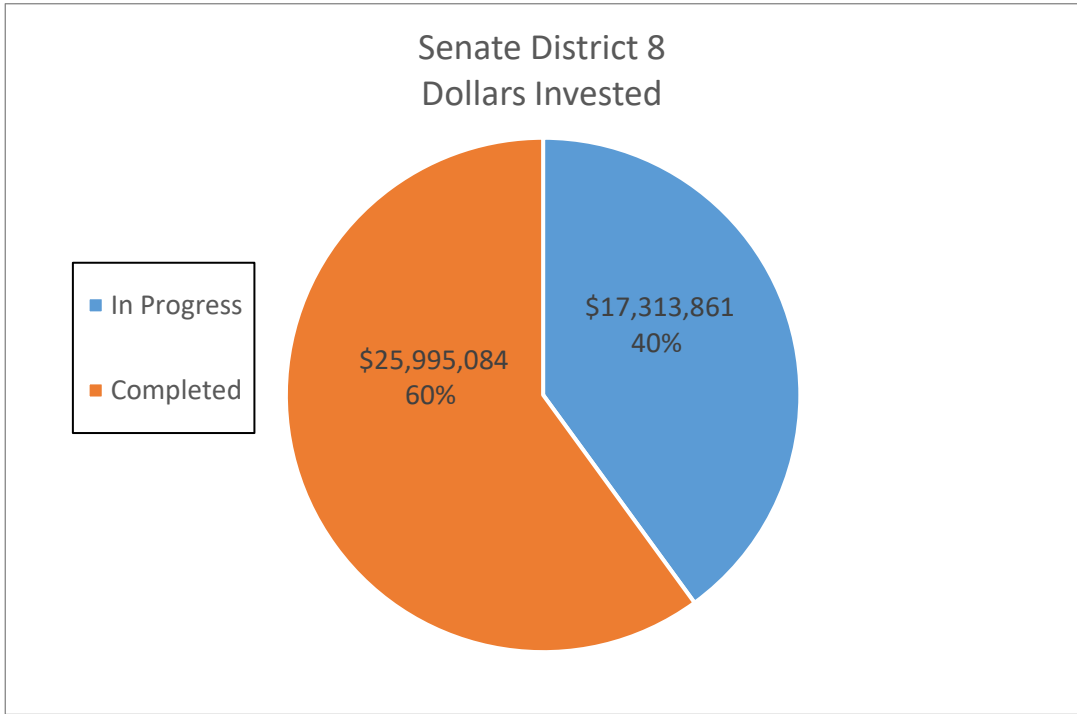
Senate District 6						
	Number of Sites	Dollars Invested	Annual Electric Savings (kWh)	Annual Dollar Savings	15 Year Electric Savings (kWh)	15 Year Dollar Savings
In Progress	92	\$ 34,572,749.23	12,705,427	\$ 1,769,771.31	190,581,405	\$ 26,546,569.65
Completed	49	\$ 8,286,742.00	2,921,233	\$ 443,312.64	43,818,495	\$ 6,649,689.60
Grand Total	141	\$ 42,859,491.23	15,626,660	\$ 2,213,083.95	234,399,900.00	\$ 33,196,259.25
DAC	30	\$ 8,766,704.99	2,427,729	\$ 371,909.17	36,415,935	\$ 5,578,637.55



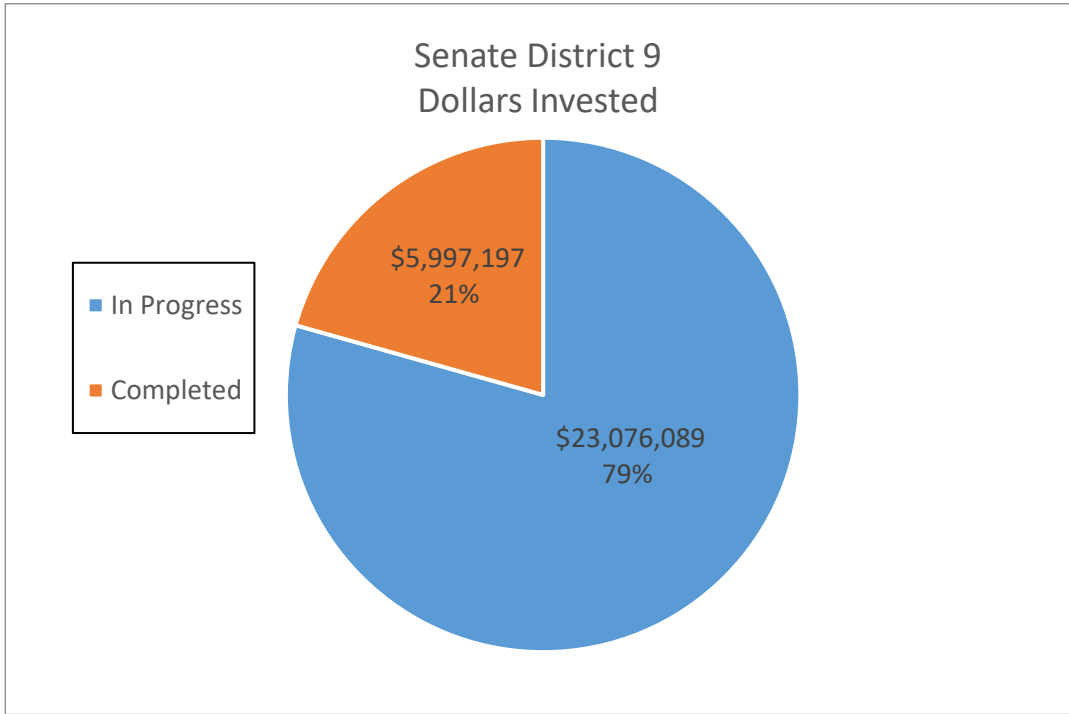
Senate District 7						
	Number of Sites	Dollars Invested	Annual Electric Savings (kWh)	Annual Dollar Savings	15 Year Electric Savings (kWh)	15 Year Dollar Savings
In Progress	171	\$ 27,530,295.16	5,712,491	\$ 1,214,425.94	85,687,365	\$ 18,216,389.10
Completed	56	\$ 6,475,603.41	3,033,126	\$ 583,490.02	45,496,890	\$ 8,752,350.30
Grand Total	227	\$ 34,005,898.57	8,745,617	\$ 1,797,915.96	131,184,255.00	\$ 26,968,739.40
DAC	12	\$ 3,032,655.84	676,949	\$ 121,206.66	10,154,235	\$ 1,818,099.90



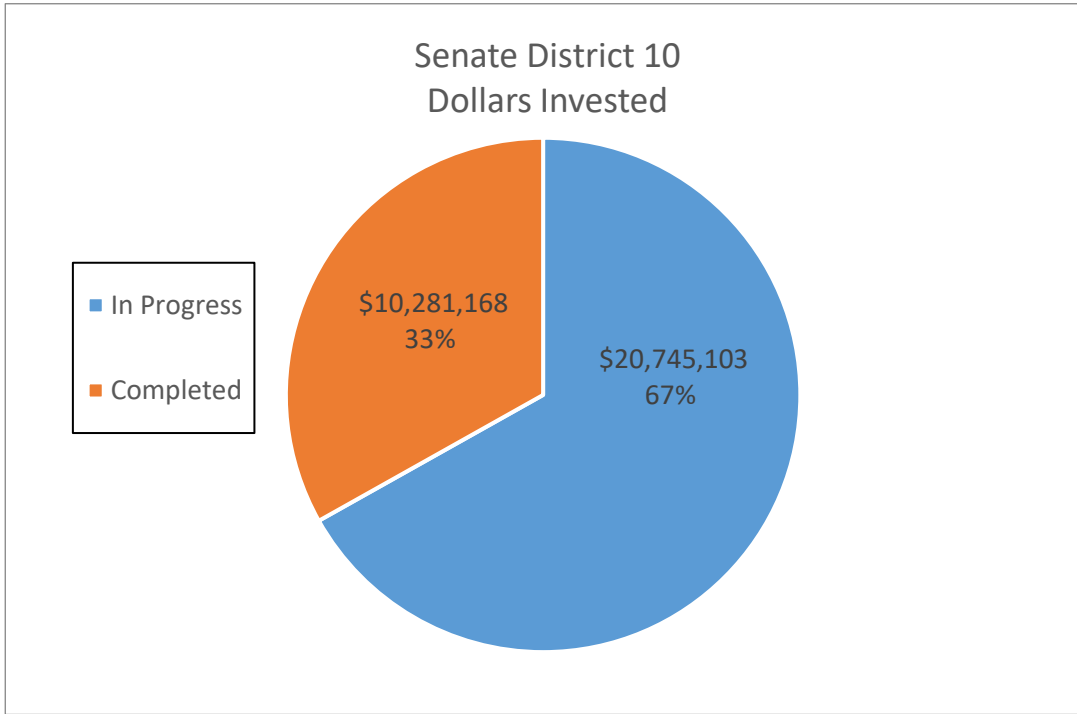
Senate District 8						
	Number of Sites	Dollars Invested	Annual Electric Savings (kWh)	Annual Dollar Savings	15 Year Electric Savings (kWh)	15 Year Dollar Savings
In Progress	85	\$ 17,313,860.51	6,236,733	\$ 1,114,445.69	93,550,995	\$ 16,716,685.35
Completed	150	\$ 25,995,083.61	10,824,632	\$ 1,972,802.45	162,369,480	\$ 29,592,036.75
Grand Total	235	\$ 43,308,944.12	17,061,365	\$ 3,087,248.14	255,920,475.00	\$ 46,308,722.10
DAC	50	\$ 10,023,208.11	3,762,717	\$ 726,292.77	56,440,755	\$ 10,894,391.55



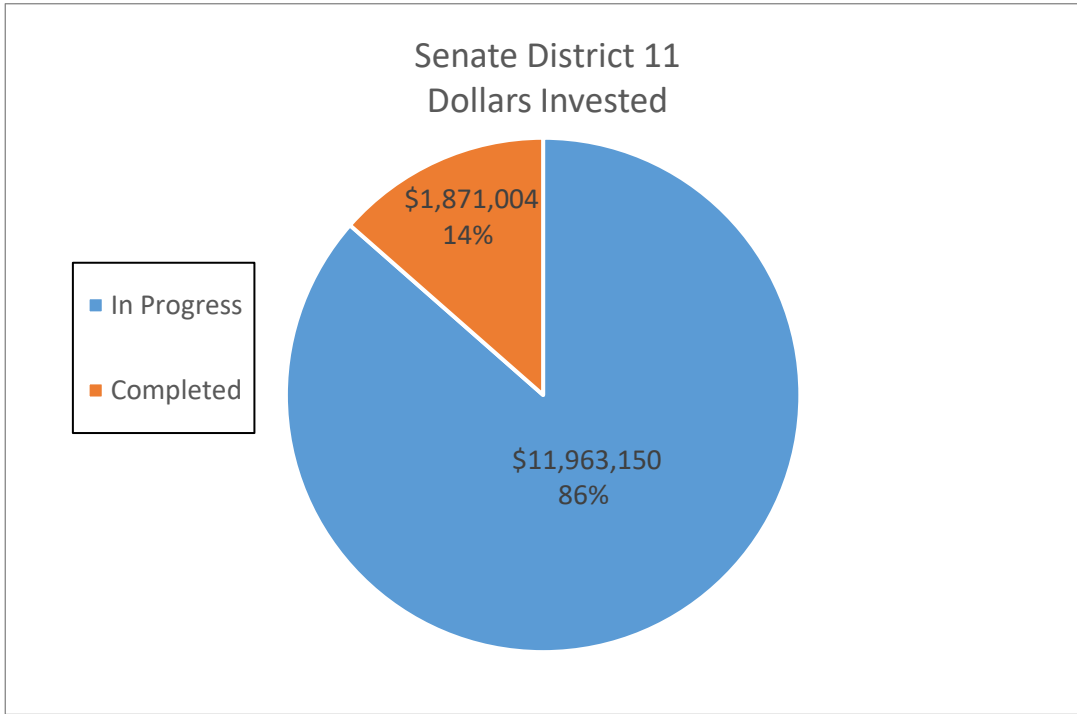
Senate District 9						
	Number of Sites	Dollars Invested	Annual Electric Savings (kWh)	Annual Dollar Savings	15 Year Electric Savings (kWh)	15 Year Dollar Savings
In Progress	112	\$ 23,076,088.54	7,611,235	\$ 1,460,198.81	114,168,525	\$ 21,902,982.15
Completed	20	\$ 5,997,197.45	2,977,061	\$ 533,644.89	44,655,915	\$ 8,004,673.35
Grand Total	132	\$ 29,073,285.99	10,588,296	\$ 1,993,843.70	158,824,440.00	\$ 29,907,655.50
DAC	31	\$ 8,674,569.62	2,904,178	\$ 524,551.92	43,562,670	\$ 7,868,278.80



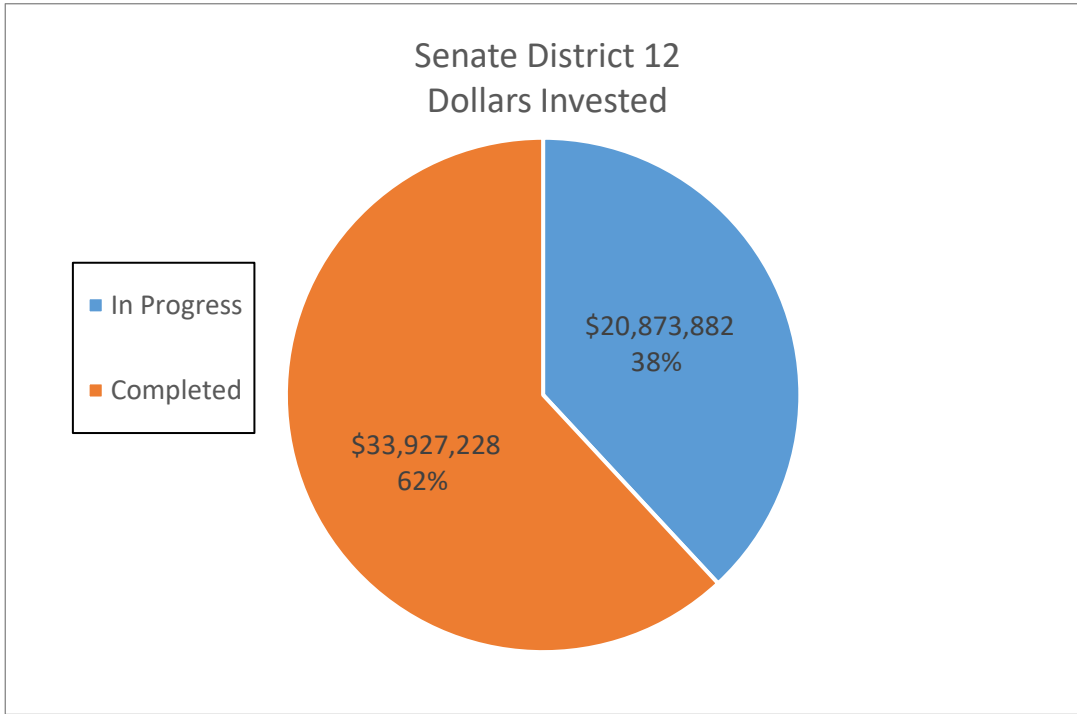
Senate District 10						
	Number of Sites	Dollars Invested	Annual Electric Savings (kWh)	Annual Dollar Savings	15 Year Electric Savings (kWh)	15 Year Dollar Savings
In Progress	80	\$ 20,745,103.20	9,740,340	\$ 1,715,012.77	146,105,100	\$ 25,725,191.55
Completed	60	\$ 10,281,168.26	3,779,661	\$ 651,517.30	56,694,915	\$ 9,772,759.50
Grand Total	140	\$ 31,026,271.46	13,520,001	\$ 2,366,530.07	202,800,015.00	\$ 35,497,951.05
DAC	6	\$ 1,357,338.72	636,554	\$ 129,473.66	9,548,310	\$ 1,942,104.90



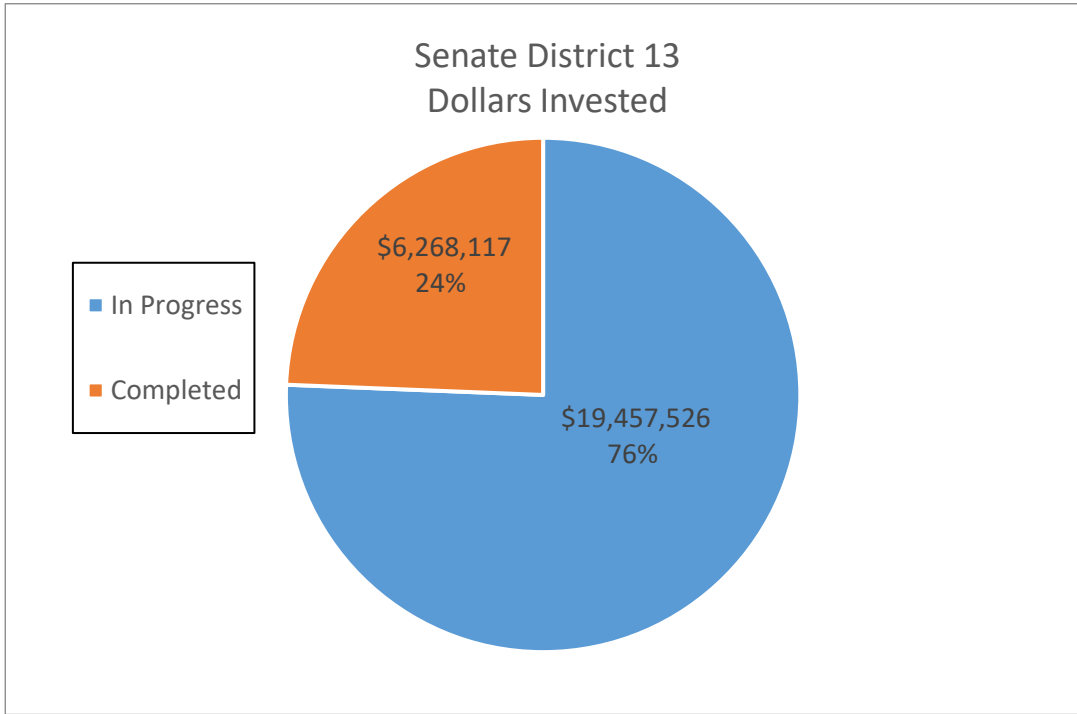
Senate District 11						
	Number of Sites	Dollars Invested	Annual Electric Savings (kWh)	Annual Dollar Savings	15 Year Electric Savings (kWh)	15 Year Dollar Savings
In Progress	39	\$ 11,963,149.72	1,607,286	\$ 259,628.61	24,109,290	\$ 3,894,429.15
Completed	6	\$ 1,871,004.08	423,981	\$ 82,080.26	6,359,715	\$ 1,231,203.90
Grand Total	45	\$ 13,834,153.80	2,031,267	\$ 341,708.87	30,469,005.00	\$ 5,125,633.05
DAC	3	\$ 250,552.58	109,844	\$ 19,170.35	1,647,660	\$ 287,555.25



Senate District 12						
	Number of Sites	Dollars Invested	Annual Electric Savings (kWh)	Annual Dollar Savings	15 Year Electric Savings (kWh)	15 Year Dollar Savings
In Progress	112	\$ 20,873,881.61	8,084,650	\$ 1,501,712.25	121,269,750	\$ 22,525,683.75
Completed	185	\$ 33,927,227.55	12,506,421	\$ 2,186,055.56	187,596,315	\$ 32,790,833.40
Grand Total	297	\$ 54,801,109.16	20,591,071	\$ 3,687,767.81	308,866,065.00	\$ 55,316,517.15
DAC	157	\$ 29,122,741.35	10,090,161	\$ 1,687,383.08	151,352,415	\$ 25,310,746.20

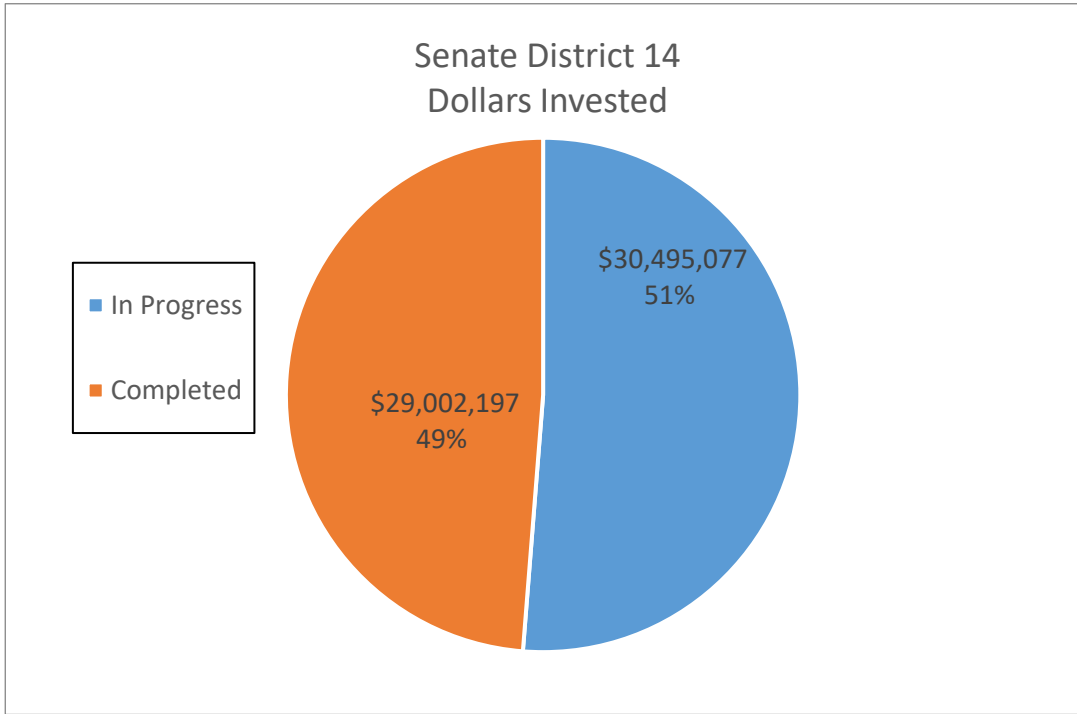


Senate District 13						
	Number of Sites	Dollars Invested	Annual Electric Savings (kWh)	Annual Dollar Savings	15 Year Electric Savings (kWh)	15 Year Dollar Savings
In Progress	141	\$ 19,457,526.45	7,943,461	\$ 1,383,606.57	119,151,915	\$ 20,754,098.55
Completed	27	\$ 6,268,117.27	2,391,652	\$ 461,680.88	35,874,780	\$ 6,925,213.20
Grand Total	168	\$ 25,725,643.72	10,335,113	\$ 1,845,287.45	155,026,695.00	\$ 27,679,311.75
DAC	4	\$ 2,173,473.48	631,593	\$ 152,025.82	9,473,895	\$ 2,280,387.30

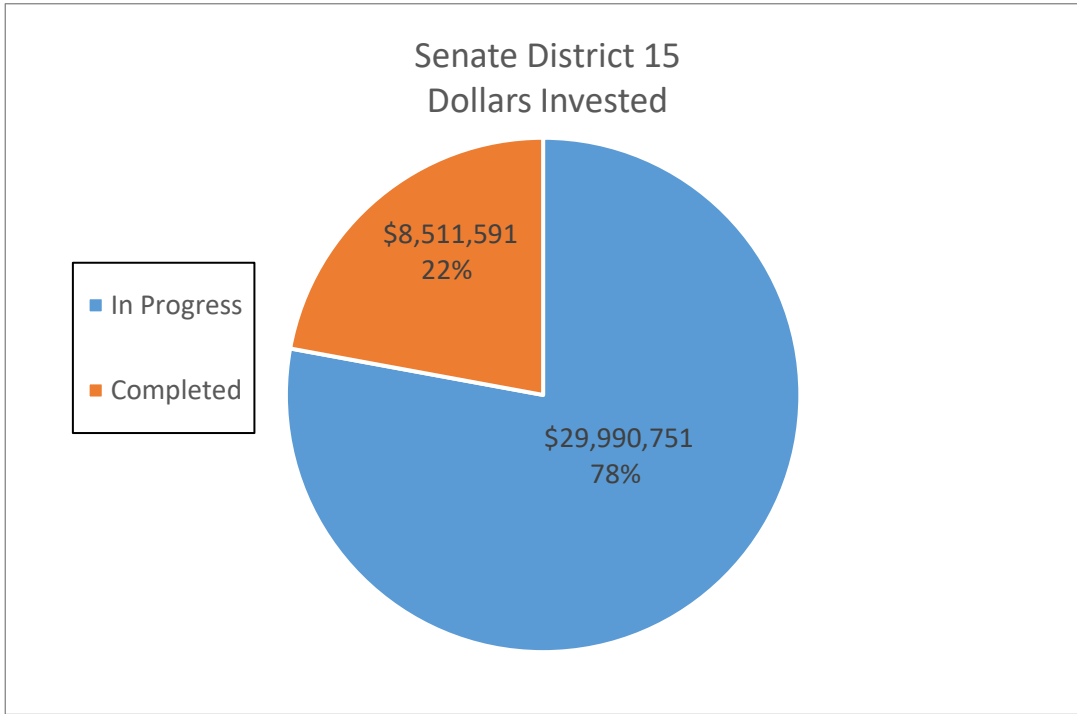




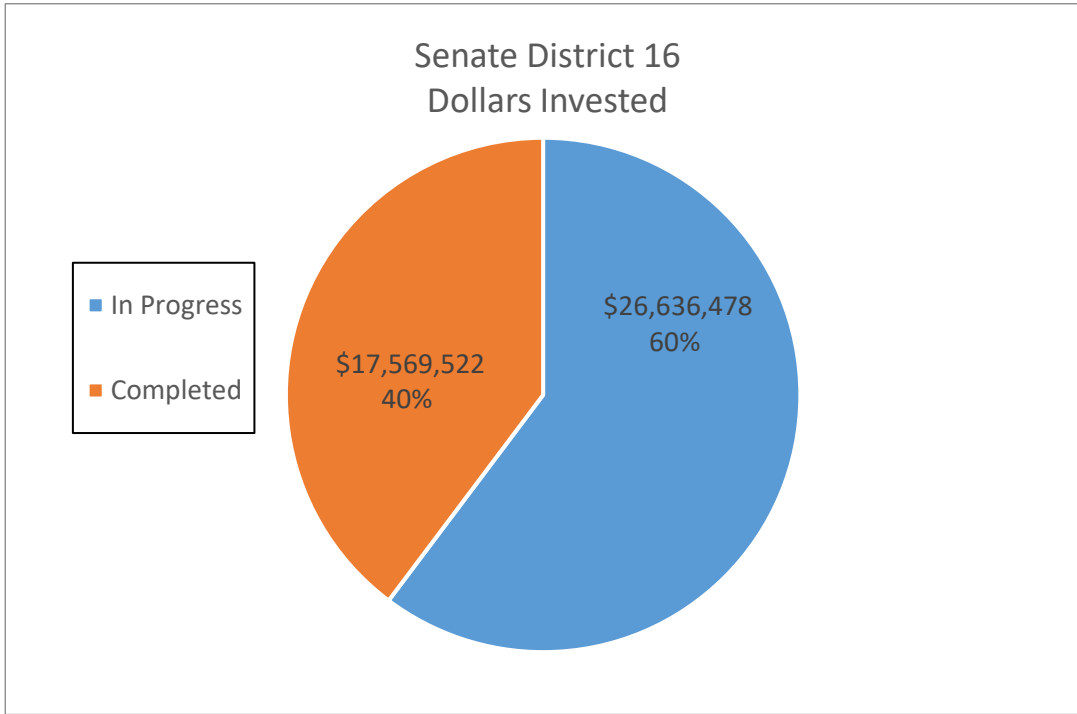
Senate District 14						
	Number of Sites	Dollars Invested	Annual Electric Savings (kWh)	Annual Dollar Savings	15 Year Electric Savings (kWh)	15 Year Dollar Savings
In Progress	114	\$ 30,495,077.42	10,718,477	\$ 2,088,933.83	160,777,155	\$ 31,334,007.43
Completed	200	\$ 29,002,197.29	10,638,645	\$ 2,041,366.95	159,579,675	\$ 30,620,504.32
Grand Total	314	\$ 59,497,274.71	21,357,122	\$ 4,130,300.78	320,356,830.00	\$ 61,954,511.75
DAC	207	\$ 41,387,109.12	14,438,225	\$ 2,796,383.92	216,573,375	\$ 41,945,758.73



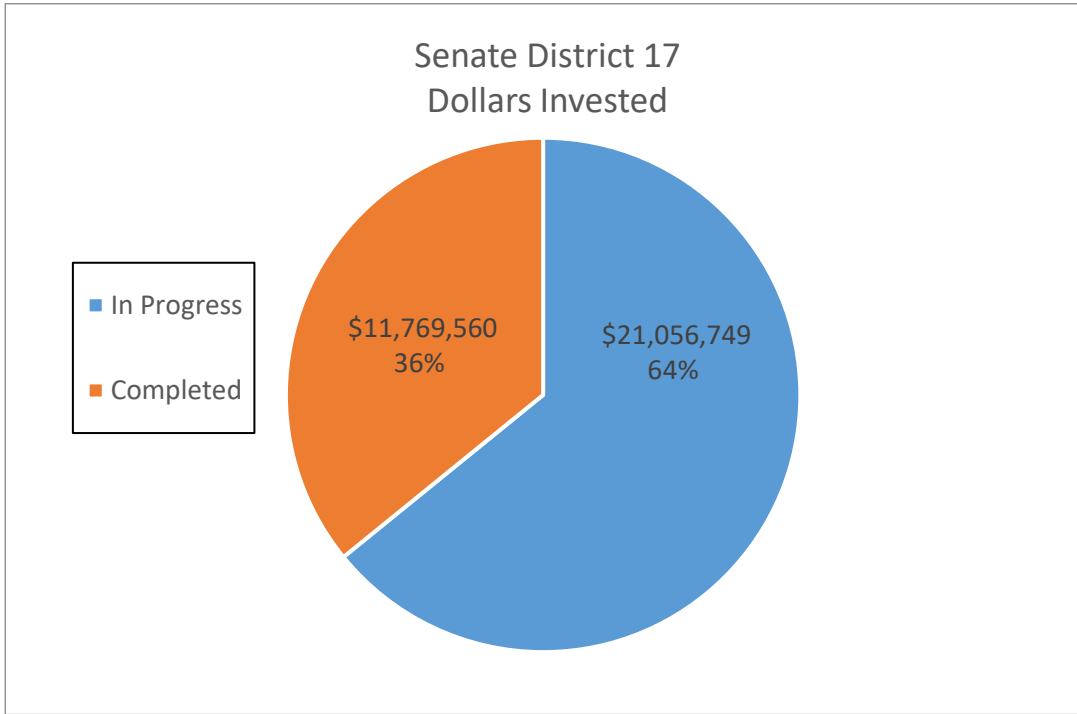
Senate District 15						
	Number of Sites	Dollars Invested	Annual Electric Savings (kWh)	Annual Dollar Savings	15 Year Electric Savings (kWh)	15 Year Dollar Savings
In Progress	163	\$ 29,990,751.43	11,601,012	\$ 2,423,557.01	174,015,180	\$ 36,353,355.15
Completed	42	\$ 8,511,590.79	4,761,508	\$ 1,050,267.44	71,422,620	\$ 15,754,011.60
Grand Total	205	\$ 38,502,342.22	16,362,520	\$ 3,473,824.45	245,437,800.00	\$ 52,107,366.75
DAC	17	\$ 3,384,307.15	1,138,897	\$ 241,043.86	17,083,455	\$ 3,615,657.90



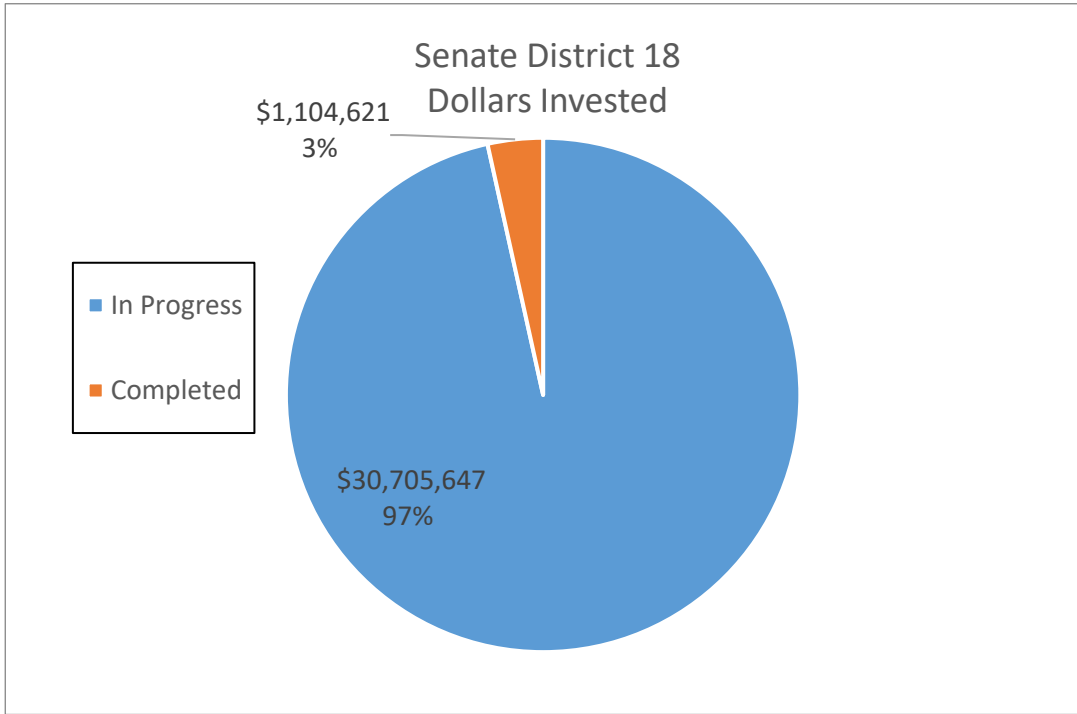
Senate District 16						
	Number of Sites	Dollars Invested	Annual Electric Savings (kWh)	Annual Dollar Savings	15 Year Electric Savings (kWh)	15 Year Dollar Savings
In Progress	123	\$ 26,636,477.97	9,988,538	\$ 1,677,547.95	149,828,070	\$ 25,163,219.25
Completed	87	\$ 17,569,522.17	6,415,811	\$ 1,224,766.50	96,237,165	\$ 18,371,497.52
Grand Total	210	\$ 44,206,000.14	16,404,349	\$ 2,902,314.45	246,065,235.00	\$ 43,534,716.77
DAC	79	\$ 16,045,798.19	5,346,044	\$ 912,453.33	80,190,660	\$ 13,686,799.97



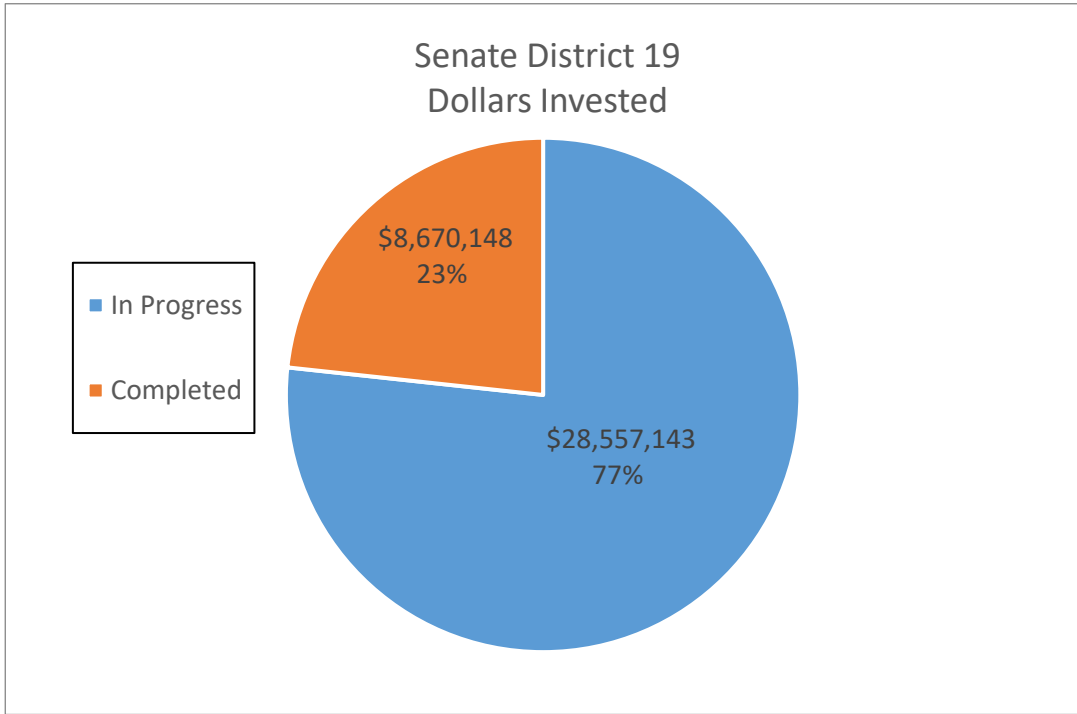
Senate District 17						
	Number of Sites	Dollars Invested	Annual Electric Savings (kWh)	Annual Dollar Savings	15 Year Electric Savings (kWh)	15 Year Dollar Savings
In Progress	175	\$ 21,056,748.67	9,302,691	\$ 1,798,686.07	139,540,365	\$ 26,980,291.05
Completed	97	\$ 11,769,560.47	4,425,134	\$ 839,975.63	66,377,010	\$ 12,599,634.45
Grand Total	272	\$ 32,826,309.14	13,727,825	\$ 2,638,661.70	205,917,375.00	\$ 39,579,925.50
DAC	13	\$ 2,541,526.24	653,515	\$ 125,472.81	9,802,725	\$ 1,882,092.15



Senate District 18						
	Number of Sites	Dollars Invested	Annual Electric Savings (kWh)	Annual Dollar Savings	15 Year Electric Savings (kWh)	15 Year Dollar Savings
In Progress	43	\$ 30,705,647.00	8,607,356	\$ 1,613,817.78	129,110,340	\$ 24,207,266.70
Completed	4	\$ 1,104,620.52	593,714	\$ 106,177.24	8,905,710	\$ 1,592,658.60
Grand Total	47	\$ 31,810,267.52	9,201,070	\$ 1,719,995.02	138,016,050.00	\$ 25,799,925.30
DAC	18	\$ 14,404,889.83	3,989,490	\$ 725,363.11	59,842,350	\$ 10,880,446.65



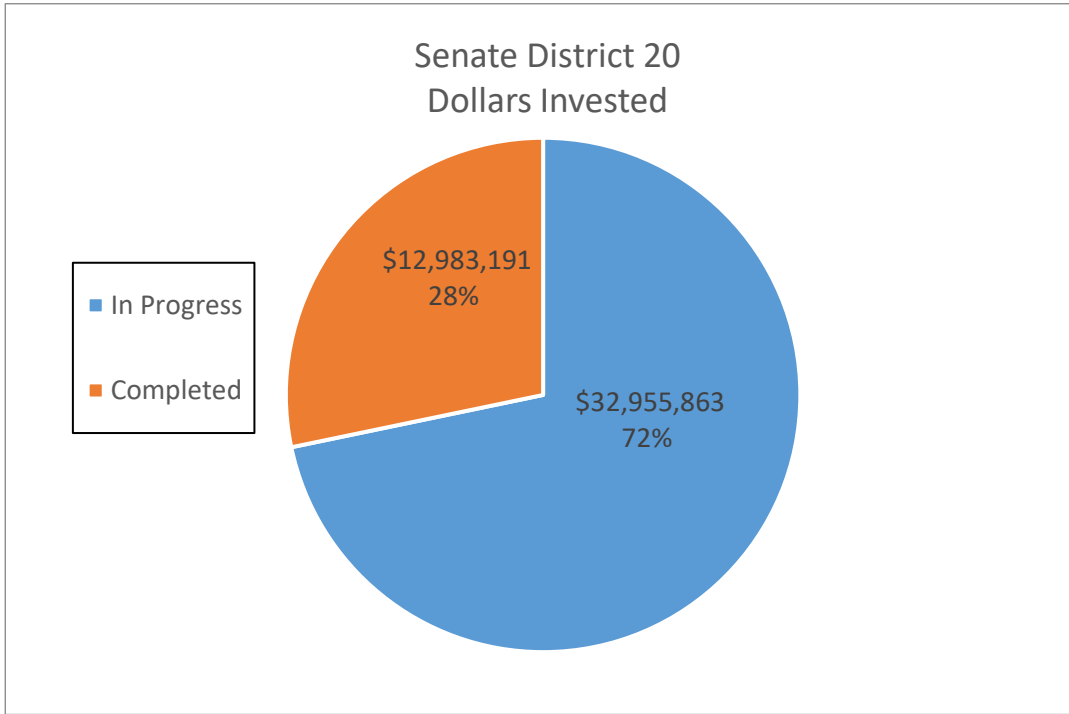
Senate District 19						
	Number of Sites	Dollars Invested	Annual Electric Savings (kWh)	Annual Dollar Savings	15 Year Electric Savings (kWh)	15 Year Dollar Savings
In Progress	187	\$ 28,557,142.99	12,730,470	\$ 2,200,297.51	190,957,050	\$ 33,004,462.65
Completed	55	\$ 8,670,148.26	3,249,467	\$ 592,422.87	48,742,005	\$ 8,886,343.02
Grand Total	242	\$ 37,227,291.25	15,979,937	\$ 2,792,720.38	239,699,055.00	\$ 41,890,805.67
DAC	17	\$ 2,412,324.07	1,599,231	\$ 197,556.91	23,988,465	\$ 2,963,353.65



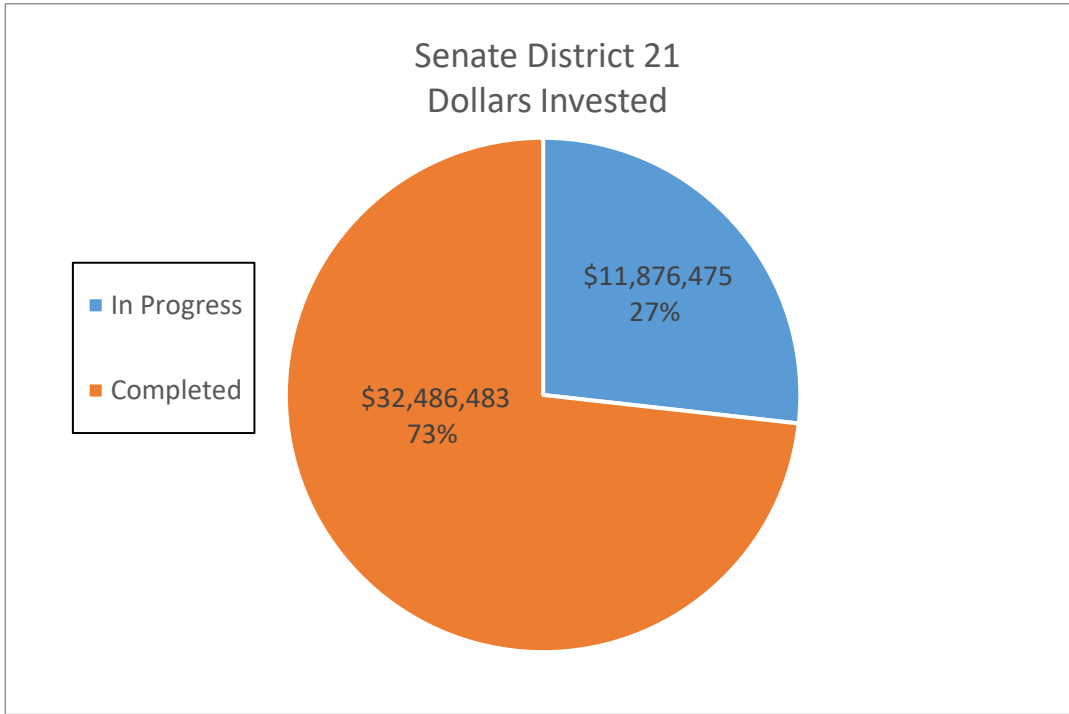
Senate District 20						
	Number of Sites	Dollars Invested	Annual Electric Savings (kWh)	Annual Dollar Savings	15 Year Electric Savings (kWh)	15 Year Dollar Savings
In Progress	130	\$ 32,955,862.75	12,090,983	\$ 2,265,906.60	181,364,745	\$ 33,988,599.00
Completed	59	\$ 12,983,191.00	5,094,454	\$ 979,728.43	76,416,810	\$ 14,695,926.45
Grand Total	189	\$ 45,939,053.75	17,185,437	\$ 3,245,635.03	257,781,555.00	\$ 48,684,525.45

DAC	136	\$ 34,450,424.02	13,091,232	\$ 2,394,108.91	196,368,480	\$ 35,911,633.65
-----	-----	------------------	------------	-----------------	-------------	------------------

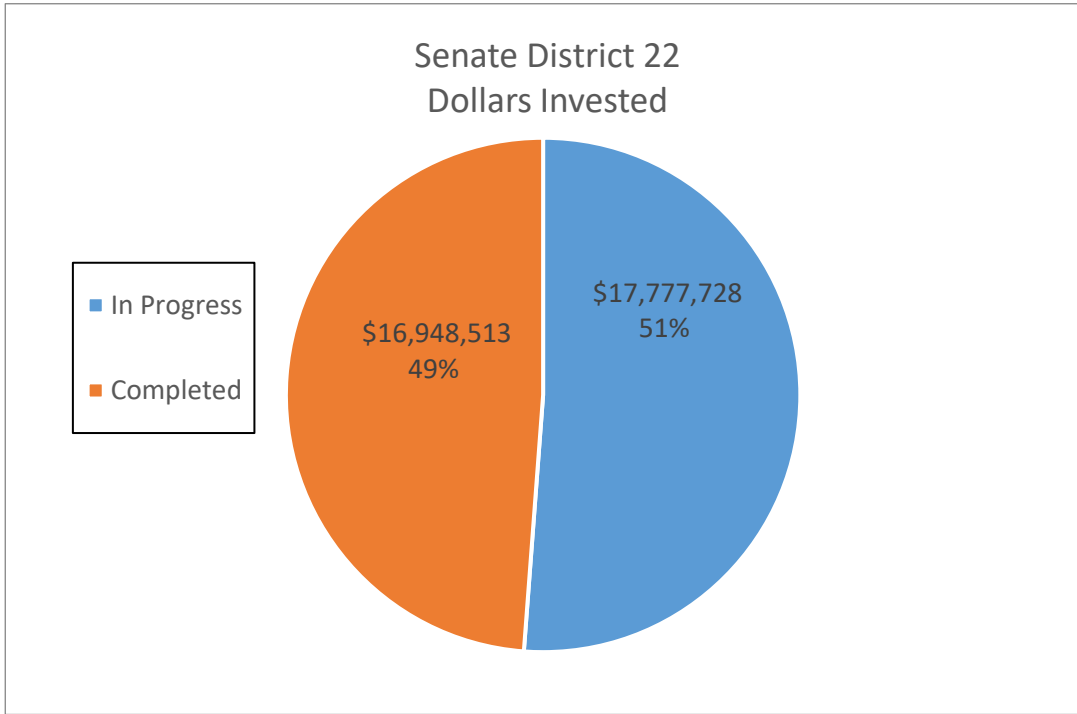


Senate District 21						
	Number of Sites	Dollars Invested	Annual Electric Savings (kWh)	Annual Dollar Savings	15 Year Electric Savings (kWh)	15 Year Dollar Savings
In Progress	66	\$ 11,876,474.99	3,620,199	\$ 771,875.42	54,302,985	\$ 11,578,131.30
Completed	104	\$ 32,486,483.14	12,322,640	\$ 2,048,642.51	184,839,600	\$ 30,729,637.72
Grand Total	170	\$ 44,362,958.13	15,942,839	\$ 2,820,517.93	239,142,585.00	\$ 42,307,769.02
DAC	4	\$ 1,934,576.60	806,548	\$ 140,265.29	12,098,220	\$ 2,103,979.35

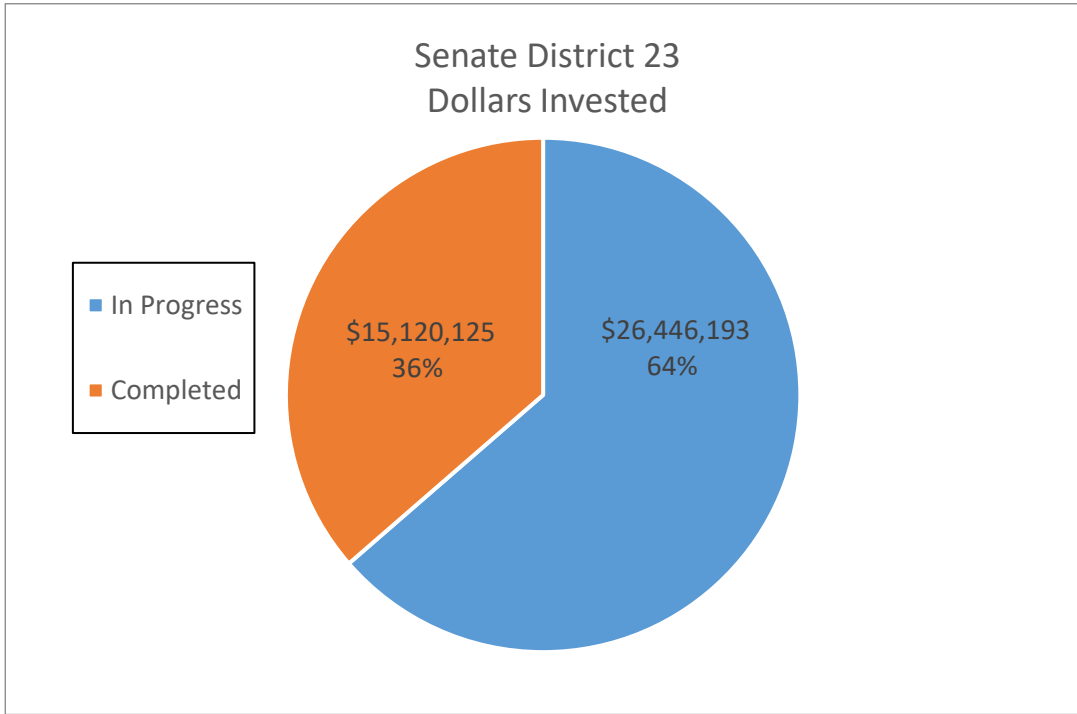




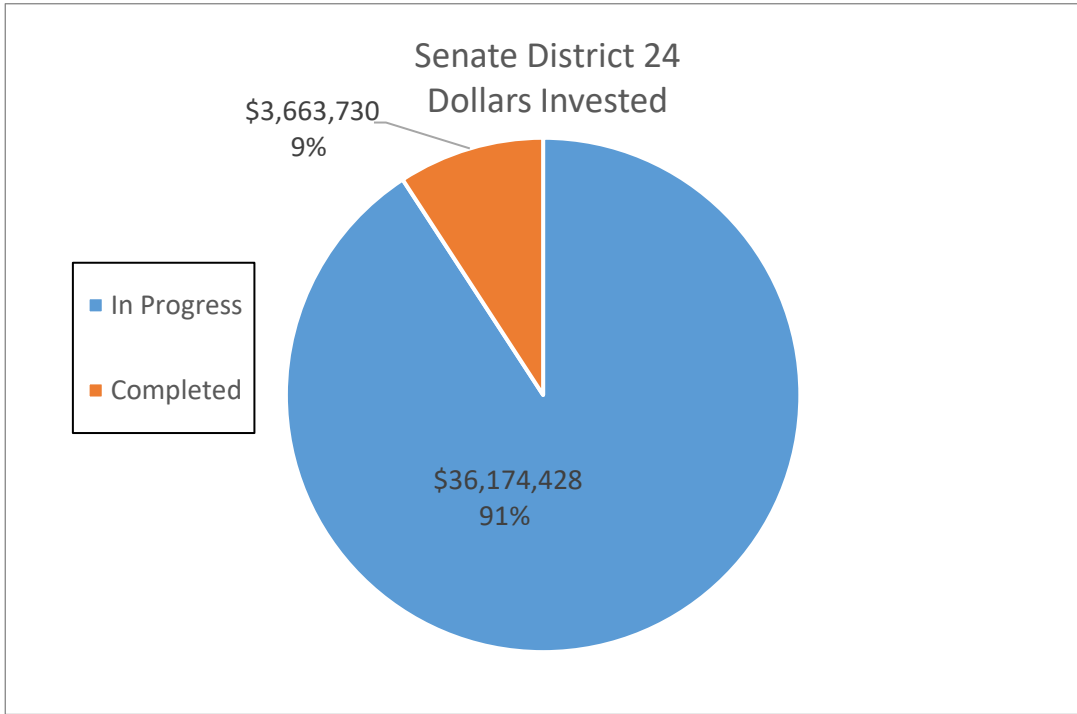
Senate District 22						
	Number of Sites	Dollars Invested	Annual Electric Savings (kWh)	Annual Dollar Savings	15 Year Electric Savings (kWh)	15 Year Dollar Savings
In Progress	113	\$ 17,777,728.23	8,281,473	\$ 1,469,608.88	124,222,095	\$ 22,044,133.20
Completed	77	\$ 16,948,513.39	7,146,185	\$ 1,280,924.44	107,192,775	\$ 19,213,866.60
Grand Total	190	\$ 34,726,241.62	15,427,658	\$ 2,750,533.32	231,414,870.00	\$ 41,257,999.80
DAC	86	\$ 16,554,462.68	8,354,768	\$ 1,379,135.74	125,321,520	\$ 20,687,036.10



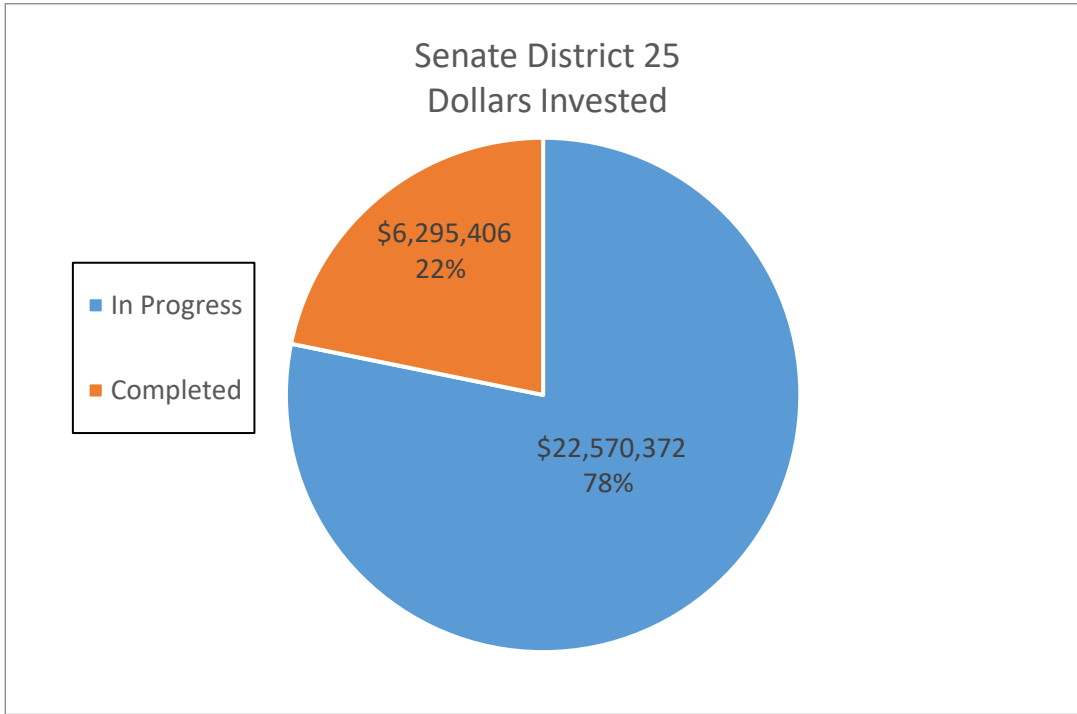
Senate District 23						
	Number of Sites	Dollars Invested	Annual Electric Savings (kWh)	Annual Dollar Savings	15 Year Electric Savings (kWh)	15 Year Dollar Savings
In Progress	76	\$ 26,446,192.83	11,665,355	\$ 2,064,609.77	174,980,325	\$ 30,969,146.55
Completed	73	\$ 15,120,125.00	4,074,173	\$ 1,081,064.32	61,112,595	\$ 16,215,964.73
Grand Total	149	\$ 41,566,317.83	15,739,528	\$ 3,145,674.09	236,092,920.00	\$ 47,185,111.28
DAC	25	\$ 7,827,175.49	2,751,499	\$ 557,007.22	41,272,485	\$ 8,355,108.23



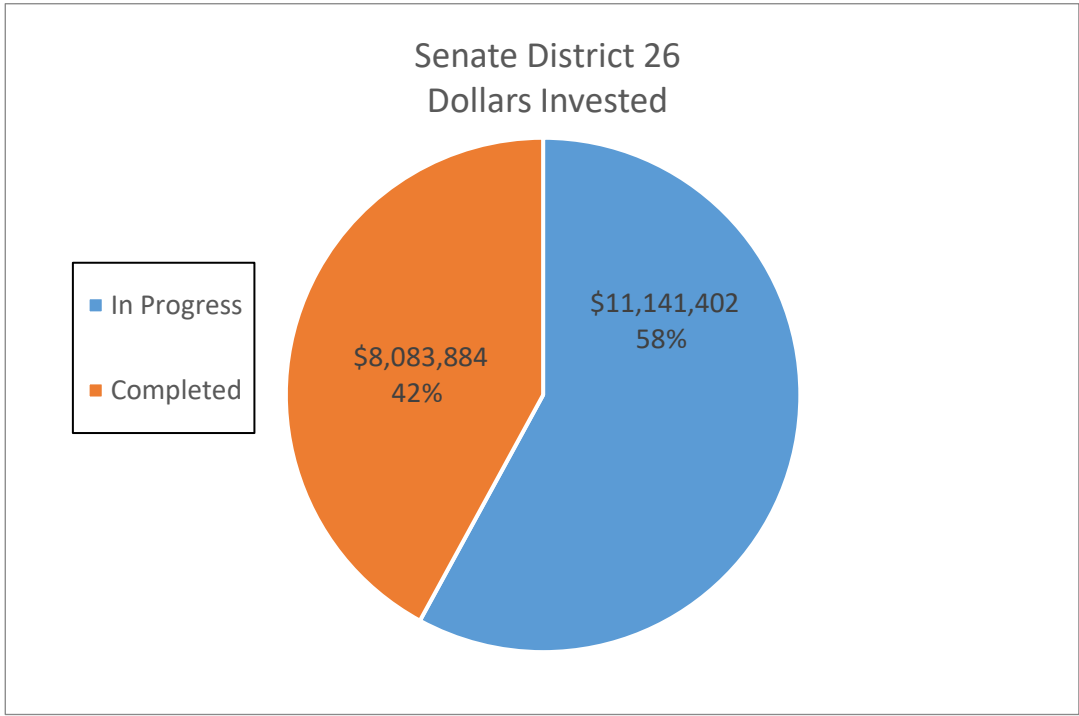
Senate District 24						
	Number of Sites	Dollars Invested	Annual Electric Savings (kWh)	Annual Dollar Savings	15 Year Electric Savings (kWh)	15 Year Dollar Savings
In Progress	51	\$ 36,174,427.65	11,482,015	\$ 1,939,171.17	172,230,225	\$ 29,087,567.55
Completed	9	\$ 3,663,730.01	1,587,859	\$ 270,658.79	23,817,885	\$ 4,059,881.85
Grand Total	60	\$ 39,838,157.66	13,069,874	\$ 2,209,829.96	196,048,110.00	\$ 33,147,449.40
DAC	50	\$ 30,486,115.50	10,287,108	\$ 1,753,618.51	154,306,620	\$ 26,304,277.65



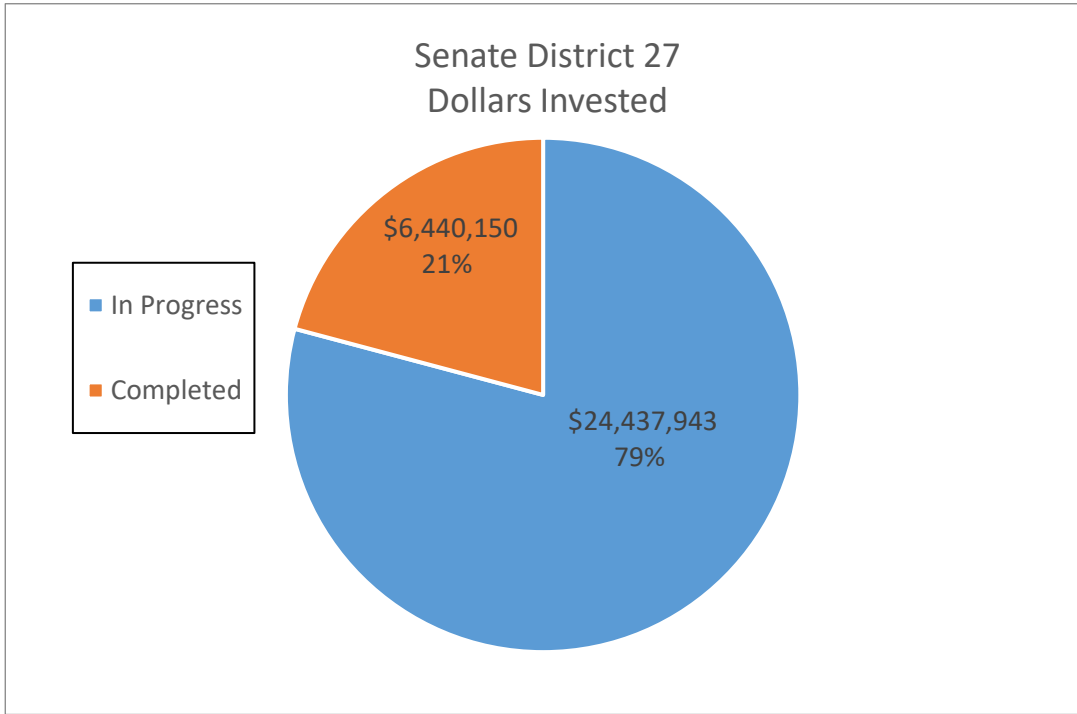
Senate District 25						
	Number of Sites	Dollars Invested	Annual Electric Savings (kWh)	Annual Dollar Savings	15 Year Electric Savings (kWh)	15 Year Dollar Savings
In Progress	108	\$ 22,570,372.29	8,136,864	\$ 1,680,872.19	122,052,960	\$ 25,213,082.85
Completed	62	\$ 6,295,405.88	3,488,801	\$ 677,687.93	52,332,015	\$ 10,165,318.95
Grand Total	170	\$ 28,865,778.17	11,625,665	\$ 2,358,560.12	174,384,975.00	\$ 35,378,401.80
DAC	31	\$ 5,384,992.56	2,424,294	\$ 545,390.98	36,364,410	\$ 8,180,864.70



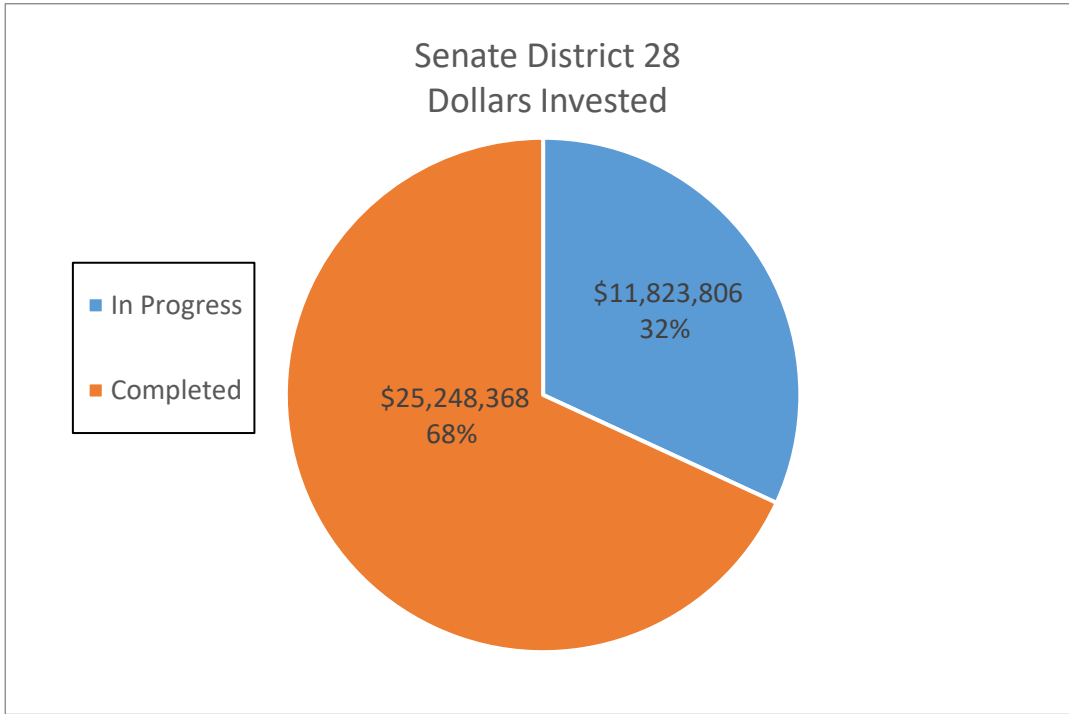
Senate District 26						
	Number of Sites	Dollars Invested	Annual Electric Savings (kWh)	Annual Dollar Savings	15 Year Electric Savings (kWh)	15 Year Dollar Savings
In Progress	47	\$ 11,141,402.48	4,711,597	\$ 759,799.75	70,673,955	\$ 11,396,996.25
Completed	22	\$ 8,083,883.95	3,354,832	\$ 533,707.35	50,322,480	\$ 8,005,610.19
Grand Total	69	\$ 19,225,286.43	8,066,429	\$ 1,293,507.10	120,996,435.00	\$ 19,402,606.44
DAC	1	\$ 141,376.00	57,545	\$ 8,426.50	863,175	\$ 126,397.50



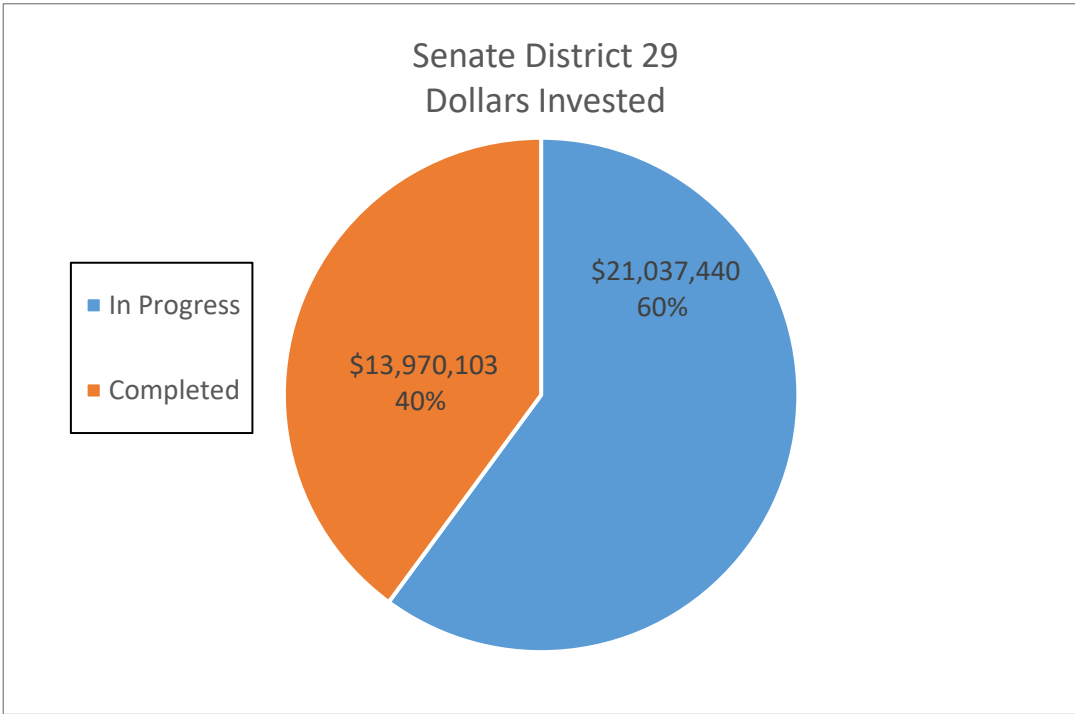
Senate District 27						
	Number of Sites	Dollars Invested	Annual Electric Savings (kWh)	Annual Dollar Savings	15 Year Electric Savings (kWh)	15 Year Dollar Savings
In Progress	80	\$ 24,437,942.60	7,485,277	\$ 1,435,148.48	112,279,155	\$ 21,527,227.20
Completed	33	\$ 6,440,149.61	2,600,635	\$ 518,029.18	39,009,525	\$ 7,770,437.70
Grand Total	113	\$ 30,878,092.21	10,085,912	\$ 1,953,177.66	151,288,680.00	\$ 29,297,664.90
DAC	5	\$ 2,686,662.00	927,536	\$ 168,108.32	13,913,040	\$ 2,521,624.80



Senate District 28						
	Number of Sites	Dollars Invested	Annual Electric Savings (kWh)	Annual Dollar Savings	15 Year Electric Savings (kWh)	15 Year Dollar Savings
In Progress	50	\$ 11,823,805.75	5,426,741	\$ 795,752.72	81,401,115	\$ 11,936,290.80
Completed	62	\$ 25,248,368.00	11,772,011	\$ 1,926,010.89	176,580,165	\$ 28,890,163.35
Grand Total	112	\$ 37,072,173.75	17,198,752	\$ 2,721,763.61	257,981,280.00	\$ 40,826,454.15
DAC	4	\$ 1,333,873.00	612,382	\$ 114,717.04	9,185,730	\$ 1,720,755.60

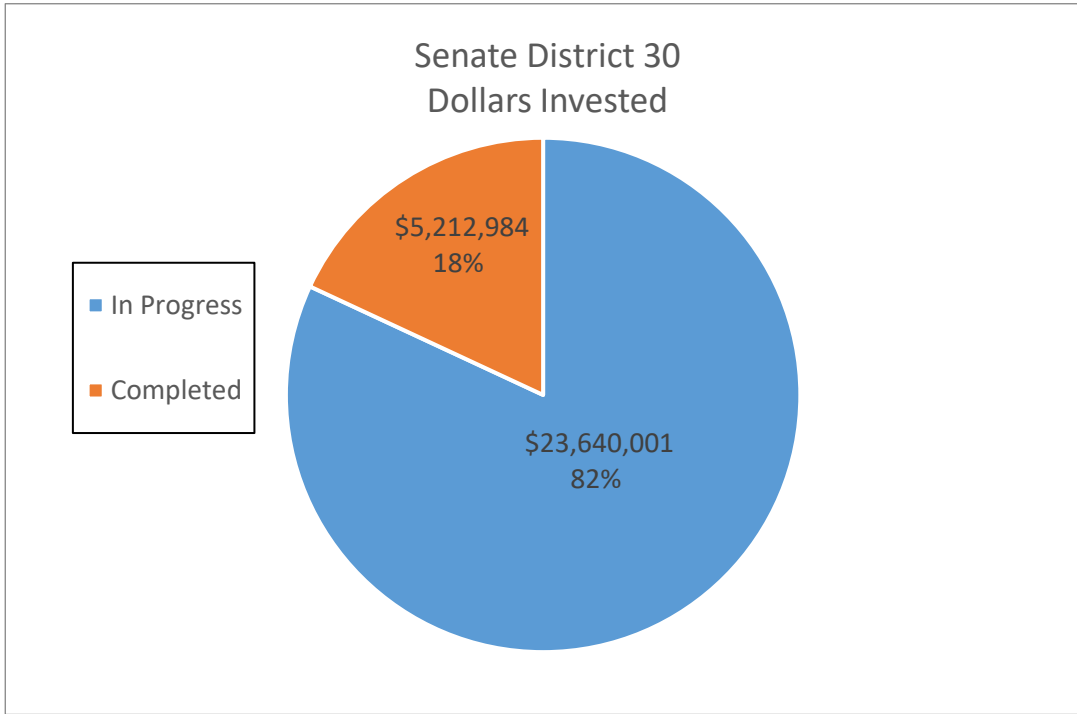


Senate District 29						
	Number of Sites	Dollars Invested	Annual Electric Savings (kWh)	Annual Dollar Savings	15 Year Electric Savings (kWh)	15 Year Dollar Savings
In Progress	105	\$ 21,037,439.51	7,159,507	\$ 1,331,638.79	107,392,605	\$ 19,974,581.85
Completed	77	\$ 13,970,103.30	4,327,534	\$ 882,388.12	64,913,010	\$ 13,235,821.78
Grand Total	182	\$ 35,007,542.81	11,487,041	\$ 2,214,026.91	172,305,615.00	\$ 33,210,403.63
DAC	28	\$ 3,237,401.58	1,893,056	\$ 343,756.20	28,395,840	\$ 5,156,343.00

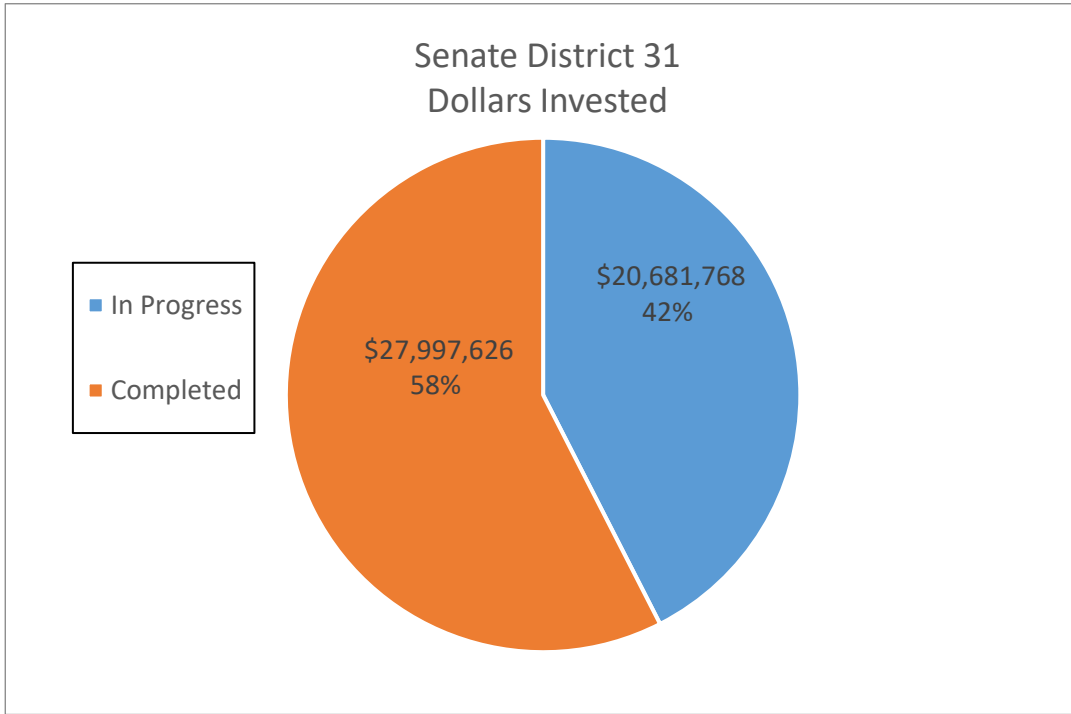




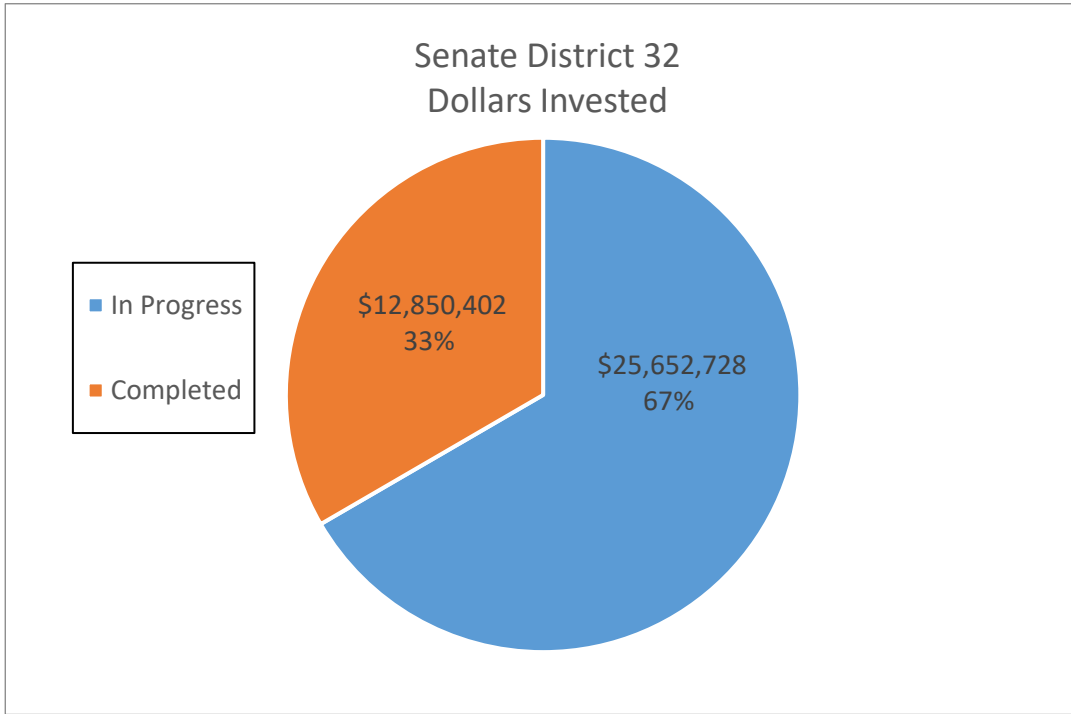
Senate District 30						
	Number of Sites	Dollars Invested	Annual Electric Savings (kWh)	Annual Dollar Savings	15 Year Electric Savings (kWh)	15 Year Dollar Savings
In Progress	36	\$ 23,640,000.95	6,969,773	\$ 1,124,270.88	104,546,595	\$ 16,864,063.20
Completed	12	\$ 5,212,983.74	1,778,318	\$ 335,037.22	26,674,770	\$ 5,025,558.30
Grand Total	48	\$ 28,852,984.69	8,748,091	\$ 1,459,308.10	131,221,365.00	\$ 21,889,621.50
DAC	35	\$ 23,486,021.16	7,534,560	\$ 1,245,157.84	113,018,400	\$ 18,677,367.60



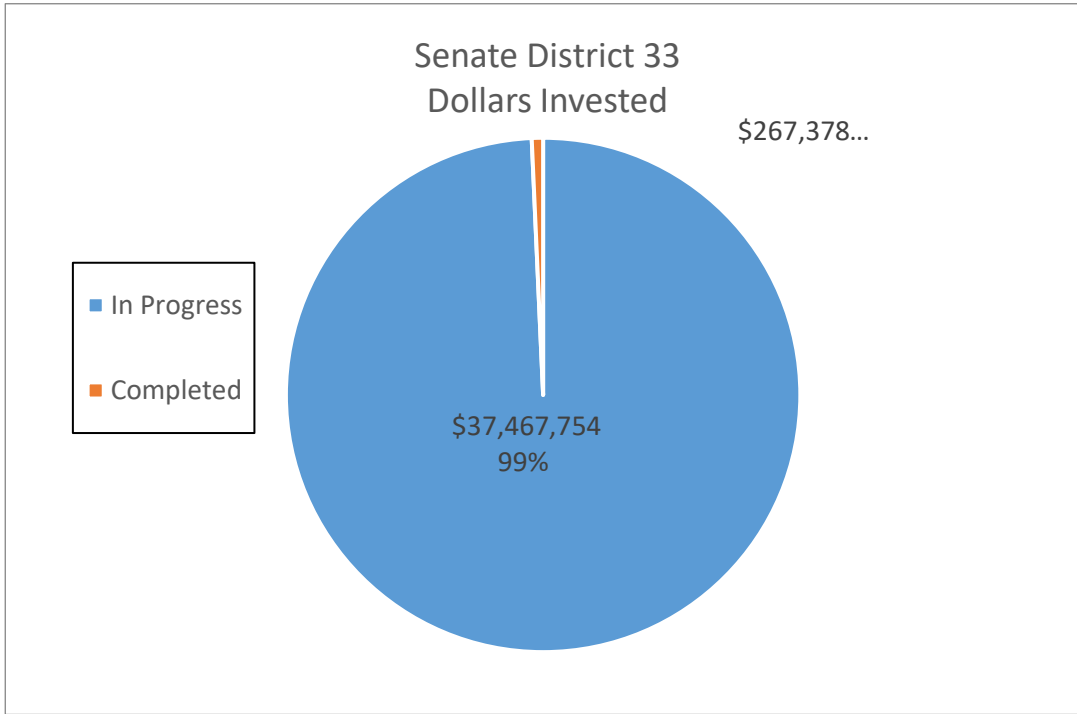
Senate District 31						
	Number of Sites	Dollars Invested	Annual Electric Savings (kWh)	Annual Dollar Savings	15 Year Electric Savings (kWh)	15 Year Dollar Savings
In Progress	62	\$ 20,681,767.96	8,043,792	\$ 1,444,960.76	120,656,880	\$ 21,674,411.40
Completed	128	\$ 27,997,626.29	8,675,563	\$ 1,583,756.58	130,133,445	\$ 23,756,348.72
Grand Total	190	\$ 48,679,394.25	16,719,355	\$ 3,028,717.34	250,790,325.00	\$ 45,430,760.12
DAC	83	\$ 18,751,281.91	6,495,292	\$ 1,164,639.76	97,429,380	\$ 17,469,596.42



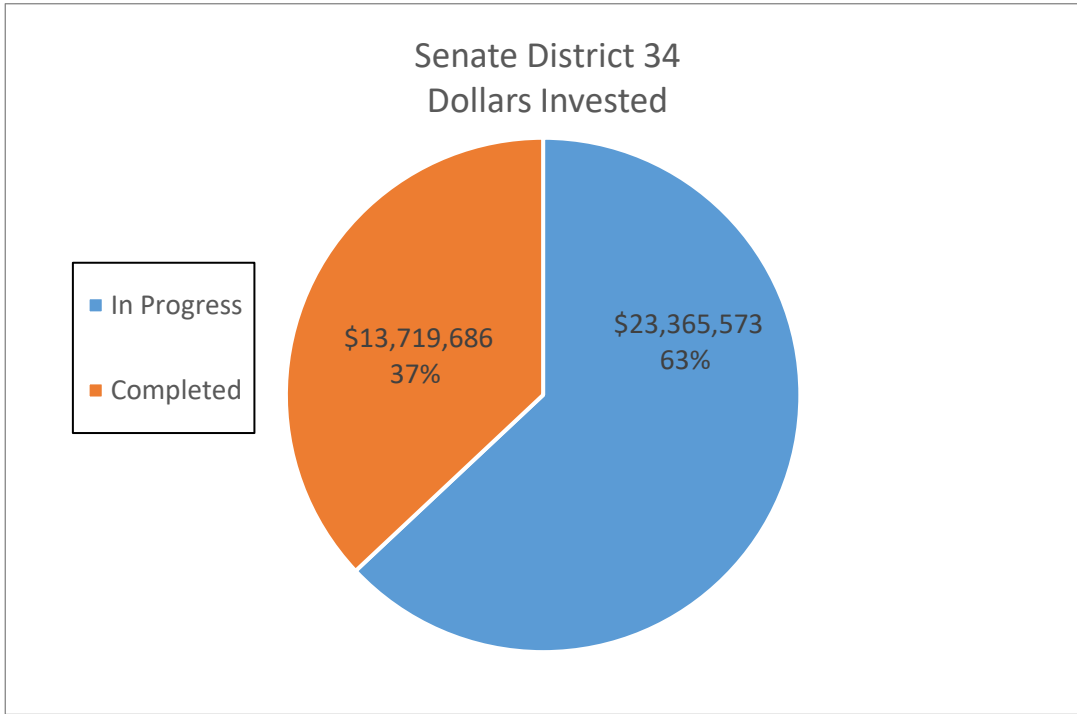
Senate District 32						
	Number of Sites	Dollars Invested	Annual Electric Savings (kWh)	Annual Dollar Savings	15 Year Electric Savings (kWh)	15 Year Dollar Savings
In Progress	150	\$ 25,652,728.36	9,617,153	\$ 2,228,932.92	144,257,295	\$ 33,433,993.80
Completed	47	\$ 12,850,401.60	6,054,076	\$ 901,538.02	90,811,140	\$ 13,523,070.30
Grand Total	197	\$ 38,503,129.96	15,671,229	\$ 3,130,470.94	235,068,435.00	\$ 46,957,064.10
DAC	86	\$ 17,636,252.15	6,851,980	\$ 1,295,724.31	102,779,700	\$ 19,435,864.65



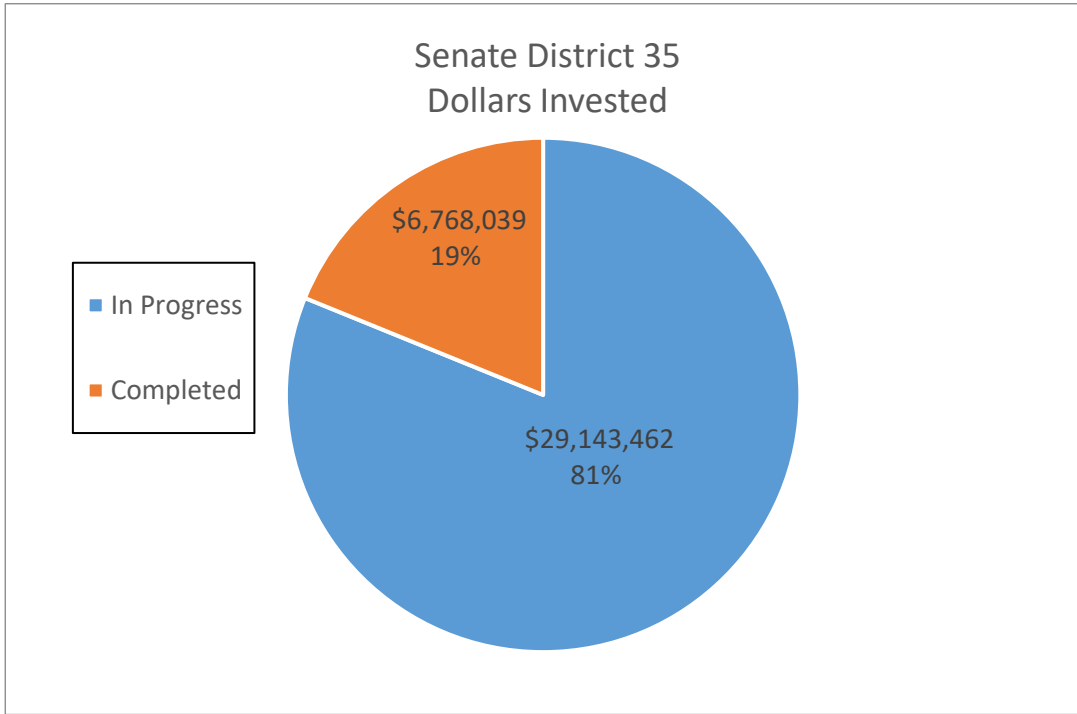
Senate District 33						
	Number of Sites	Dollars Invested	Annual Electric Savings (kWh)	Annual Dollar Savings	15 Year Electric Savings (kWh)	15 Year Dollar Savings
In Progress	169	\$ 37,467,754.14	12,241,337	\$ 2,199,245.14	183,620,055	\$ 32,988,677.10
Completed	1	\$ 267,378.00	136,427	\$ 25,535.41	2,046,405	\$ 383,031.15
Grand Total	170	\$ 37,735,132.14	12,377,764	\$ 2,224,780.55	185,666,460.00	\$ 33,371,708.25
DAC	106	\$ 34,393,426.65	11,375,745	\$ 2,022,934.46	170,636,175	\$ 30,344,016.90



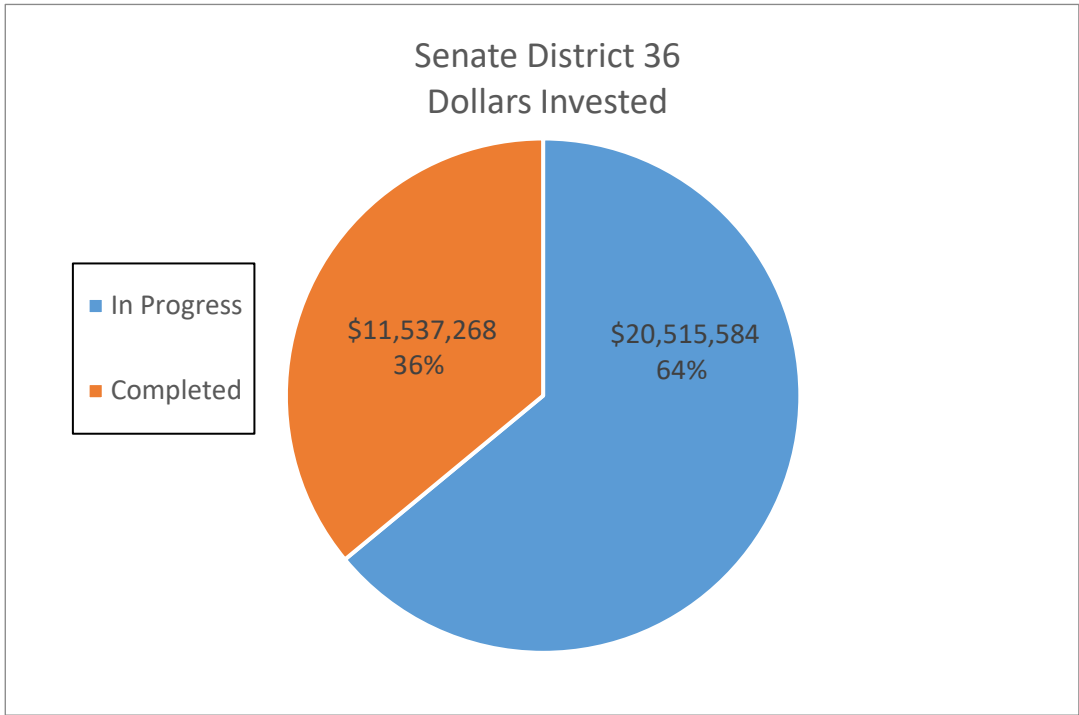
Senate District 34						
	Number of Sites	Dollars Invested	Annual Electric Savings (kWh)	Annual Dollar Savings	15 Year Electric Savings (kWh)	15 Year Dollar Savings
In Progress	89	\$ 23,365,572.94	6,564,091	\$ 1,315,908.44	98,461,365	\$ 19,738,626.60
Completed	53	\$ 13,719,685.71	6,659,248	\$ 1,067,266.66	99,888,720	\$ 16,008,999.97
Grand Total	142	\$ 37,085,258.65	13,223,339	\$ 2,383,175.10	198,350,085.00	\$ 35,747,626.57
DAC	41	\$ 9,820,511.09	4,162,082	\$ 721,982.24	62,431,230	\$ 10,829,733.65



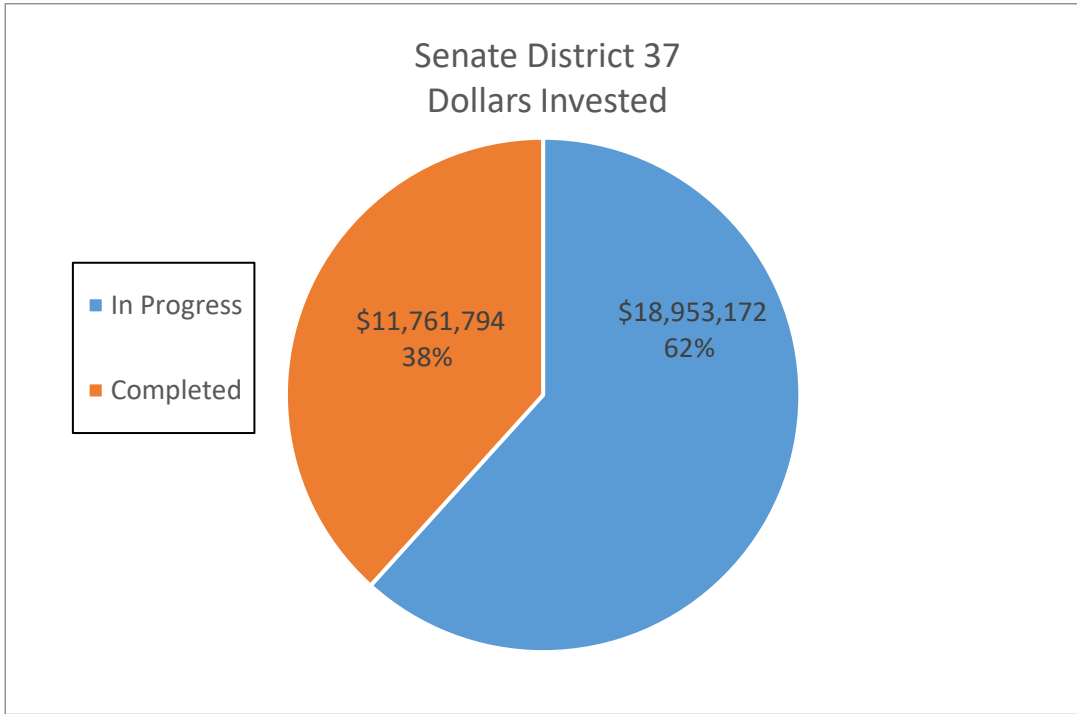
Senate District 35						
	Number of Sites	Dollars Invested	Annual Electric Savings (kWh)	Annual Dollar Savings	15 Year Electric Savings (kWh)	15 Year Dollar Savings
In Progress	74	\$ 29,143,462.30	9,721,180	\$ 1,791,377.28	145,817,700	\$ 26,870,659.20
Completed	24	\$ 6,768,038.86	2,164,058	\$ 373,948.77	32,460,870	\$ 5,609,231.58
<b>Grand Total</b>	<b>98</b>	<b>\$ 35,911,501.16</b>	<b>11,885,238</b>	<b>\$ 2,165,326.05</b>	<b>178,278,570.00</b>	<b>\$ 32,479,890.78</b>
<b>DAC</b>	<b>73</b>	<b>\$ 24,566,437.89</b>	<b>8,712,182</b>	<b>\$ 1,586,320.55</b>	<b>130,682,730</b>	<b>\$ 23,794,808.28</b>



Senate District 36						
	Number of Sites	Dollars Invested	Annual Electric Savings (kWh)	Annual Dollar Savings	15 Year Electric Savings (kWh)	15 Year Dollar Savings
In Progress	69	\$ 20,515,583.57	7,958,068	\$ 1,875,565.43	119,371,020	\$ 28,133,481.45
Completed	38	\$ 11,537,267.85	4,272,486	\$ 904,266.81	64,087,290	\$ 13,564,002.15
<b>Grand Total</b>	<b>107</b>	<b>\$ 32,052,851.42</b>	<b>12,230,554</b>	<b>\$ 2,779,832.24</b>	<b>183,458,310.00</b>	<b>\$ 41,697,483.60</b>

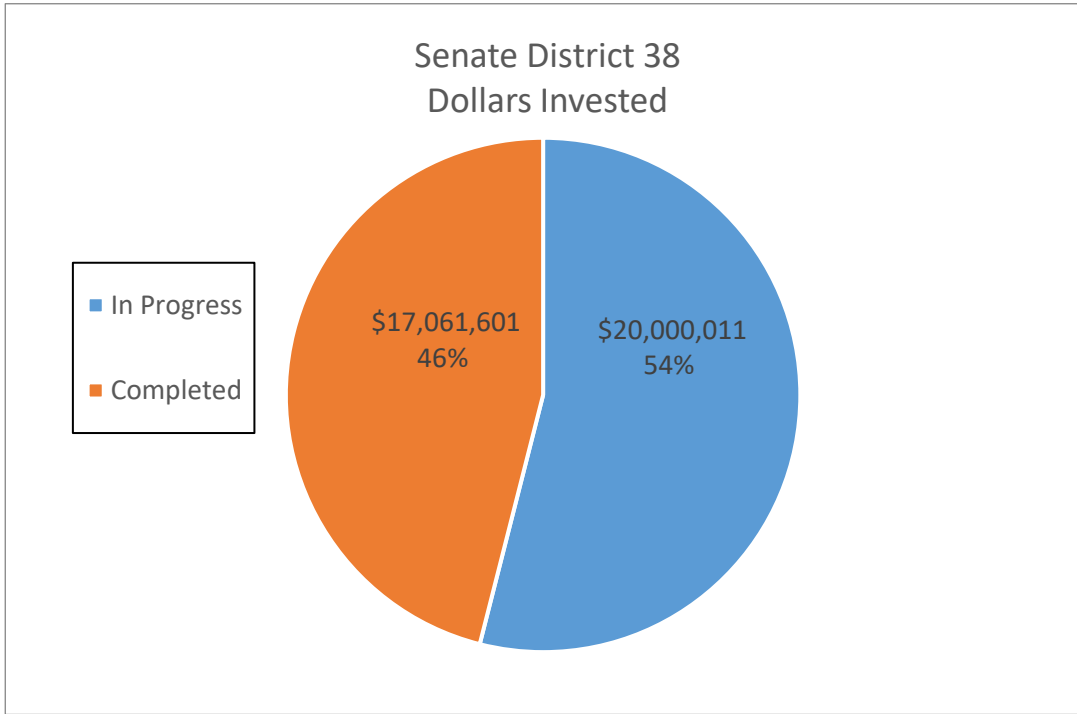


Senate District 37						
	Number of Sites	Dollars Invested	Annual Electric Savings (kWh)	Annual Dollar Savings	15 Year Electric Savings (kWh)	15 Year Dollar Savings
In Progress	64	\$ 18,953,171.98	5,976,022	\$ 1,178,494.90	89,640,330	\$ 17,677,423.50
Completed	44	\$ 11,761,793.57	5,831,747	\$ 947,655.14	87,476,205	\$ 14,214,827.11
Grand Total	108	\$ 30,714,965.55	11,807,769	\$ 2,126,150.04	177,116,535.00	\$ 31,892,250.61
DAC	3	\$ 329,036.68	107,296	\$ 23,411.69	1,609,440	\$ 351,175.35

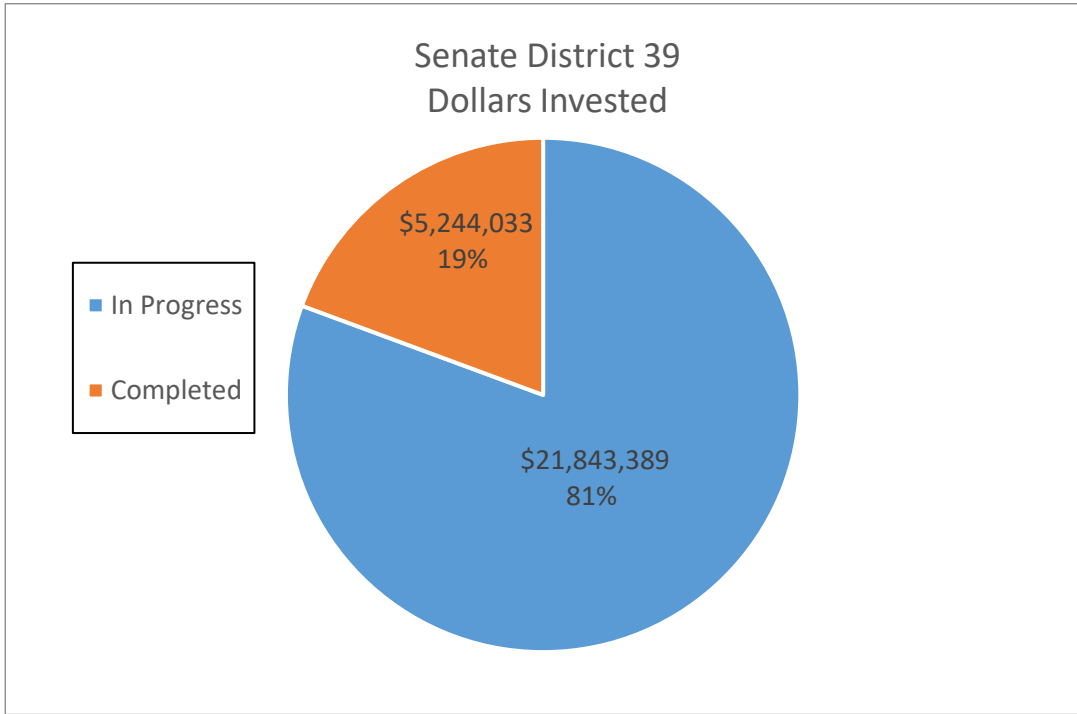




Senate District 38						
	Number of Sites	Dollars Invested	Annual Electric Savings (kWh)	Annual Dollar Savings	15 Year Electric Savings (kWh)	15 Year Dollar Savings
In Progress	121	\$ 20,000,011.43	9,092,676	\$ 2,055,717.54	136,390,140	\$ 30,835,763.10
Completed	90	\$ 17,061,601.01	5,604,279	\$ 1,602,903.38	84,064,185	\$ 24,043,550.70
Grand Total	211	\$ 37,061,612.44	14,696,955	\$ 3,658,620.92	220,454,325.00	\$ 54,879,313.80
DAC	2	\$ 23,656.00	77,965	\$ 25,779.00	1,169,475	\$ 386,685.00



Senate District 39						
	Number of Sites	Dollars Invested	Annual Electric Savings (kWh)	Annual Dollar Savings	15 Year Electric Savings (kWh)	15 Year Dollar Savings
In Progress	98	\$ 21,843,389.22	7,347,213	\$ 1,592,785.40	110,208,195	\$ 23,891,781.00
Completed	31	\$ 5,244,032.92	2,367,729	\$ 534,316.76	35,515,935	\$ 8,014,751.40
Grand Total	129	\$ 27,087,422.14	9,714,942	\$ 2,127,102.16	145,724,130.00	\$ 31,906,532.40
DAC	7	\$ 808,480.12	360,273	\$ 85,050.82	5,404,095	\$ 1,275,762.30



Senate District 40						
	Number of Sites	Dollars Invested	Annual Electric Savings (kWh)	Annual Dollar Savings	15 Year Electric Savings (kWh)	15 Year Dollar Savings
In Progress	105	\$ 25,631,407.12	11,012,404	\$ 2,354,323.74	165,186,060	\$ 35,314,856.10
Completed	96	\$ 20,889,682.47	8,219,889	\$ 1,565,407.23	123,298,335	\$ 23,481,108.41
Grand Total	201	\$ 46,521,089.59	19,232,293	\$ 3,919,730.97	288,484,395.00	\$ 58,795,964.51
DAC	65	\$ 14,033,172.08	6,215,216	\$ 1,096,614.14	93,228,240	\$ 16,449,212.10

