

Energy Research and Development Division
FINAL PROJECT REPORT

Energy Research and Development Division

**Public Health Research
Roadmap on Emerging
Electricity Systems**

California Energy Commission

Edmund G. Brown Jr., Governor



November 2017 | CEC-500-2017-035

PREPARED BY:

Primary Author(s):

Laura Buckley
Linda Rudolph
Neil Maizlish

Public Health Institute
Center for Climate Change and Health
555 12th St
Oakland, CA 94601
Phone: 510-285-5500 | Fax: 510-285-5501
<http://climatehealthconnect.org/>

Contract Number: EPC-15-034

PREPARED FOR:

California Energy Commission

Yu Hou
Project Manager

Aleecia Gutierrez
Office Manager
ENERGY GENERATION RESEARCH OFFICE

Laurie ten Hope
Deputy Director
ENERGY RESEARCH AND DEVELOPMENT DIVISION

Drew Bohan
Executive Director

DISCLAIMER

This report was prepared as the result of work sponsored by the California Energy Commission. It does not necessarily represent the views of the Energy Commission, its employees or the State of California. The Energy Commission, the State of California, its employees, contractors and subcontractors make no warranty, express or implied, and assume no legal liability for the information in this report; nor does any party represent that the uses of this information will not infringe upon privately owned rights. This report has not been approved or disapproved by the California Energy

Commission nor has the California Energy Commission passed upon the accuracy or adequacy of the information in this report.

ACKNOWLEDGEMENTS

The authors thank the following individuals for their instrumental assistance with this report:

Technical Advisory Committee Members

Peter Berrill
Yale School of Forestry and Environmental
Studies

Gail Cooksey,
California Department of Public Health

William Glassley,
UC Davis, Earth and Planetary Sciences

Kevin Hamilton,
Central California Asthma Collaborative

Betony Jones,
UC Berkeley, Center for Labor Research and
Education

Chris Jones
UC Berkeley, Energy and Resources Group

Rick Kreutzer,
California Department of Public Health

Elena Krieger
PSE Healthy Energy

Julia Levin,
Bioenergy Association of California

Barbara Materna,
California Department of Public Health

Seth Shonkoff,
PSE Healthy Energy

Joanna Watson,
National Institute of Occupational Safety
and Health

Jason Wilken,
California Department of Public Health

Research Associates

John Fadairo

Chaokang Gu

Matthew Smith

Interviews and Edits

Teeb Al-Samarrai
U.S. Department of Energy

Gail Bateson,
WorkSafe

Hanna Breunig,
Lawrence Berkeley National Laboratory

Kevin Bundy,
Center for Biological Diversity

Jason Burwen,
Energy Storage Association

Debra Chaplan,
State Building & Construction Trades
Council of California

Aubryn Cooperman,
California Wind Energy Collaborative

Nazima El-Askari,
UC Berkeley, Labor Occupational Health
Program

Vasilis Fthenakis,
Columbia University, Center for Life Cycle
Analysis

Bindi Ghandi,
California Department of Public Health

Deborah Gold,
California Division of Occupational Safety
and Health

Sekita Grant,
The Greenlining Institute
Jeff Greenblatt,
Lawrence Berkeley National Laboratory

Garvin Heath,
National Renewable Energy Laboratory

Wendy Heiger-Bernays,
Boston University School of Public Health

Ely Jacobsohn,
U.S. Department of Energy

Arne Jacobson,
Humboldt State University, Schatz Energy
Research Center

Steve Kafka,
California Biomass Collaborative

Sanji Kanth,
US Department of Labor

Ken Kloc,
California Environmental Protection Agency

Rebecca Laws,
California Department of Public Health

James Manwell,
University of Massachusetts, Mechanical
and Industrial Engineering

Ahmina Maxey,
Global Alliance for Incinerator Alternatives

Tom McKone,
Lawrence Berkeley National Laboratory

Jennifer McNary,
California Department of Public Health

Craig Merrilees,
International Longshore and Warehouse
Union

Dev Millstein,
Lawrence Berkeley National Laboratory

Mithra Moezzi,
Portland State University

Luis Olmedo,
Comite Civico del Valle

Karl Palmer,
California Department of Toxic Substances
Control

Doug Parker,
WorkSafe

Brian Polagye,
University of Washington, Northwest
National Marine Renewable Energy Center

Max Richardson,
California Department of Public Health

Alvaro Sanchez,
The Greenlining Institute
Jordan Scavo,
California Energy Commission

Julie Schoenung,
UC Irvine, Chemical Engineering and
Materials Science

Meg Schwarzman,
UC Berkeley, Center for Green Chemistry

Corinne Scown,
Lawrence Berkeley National Laboratory

Ted Smith,
Silicon Valley Toxics Coalition (previously)

Katharina Snyder,
California Energy Commission

Laura Stock,
UC Berkeley, Labor Occupational Health
Program

Juliann Sum,
California Division of Occupational Safety
and Health

Brian Tarroja,
UC Irvine, Advanced Power and Energy
Program

Peter Tittmann,
UC Berkeley, College of Natural Resources

Case van Dam,
California Wind Energy Collaborative

Greg Wagner,
National Institute for Occupational Safety
and Health

Meredith Williams,
California Department of Toxic Substances
Control

Mike Wilson,

BlueGreen Alliance

Monica Wilson,
Global Alliance for Incinerator Alternatives

Duc Vugia,
California Department of Public Health

Center for Climate Change and Health

Zachariah Baker
Kathy Dervin
Catherine Harrison
Lisa Herron
Elizabeth Moore
Savannah North
Minna Toloui

California Energy Commission

Yu Hou,
Project Manager

Pam Doughman
Susan Fischer-Wilhelm
Guido Franco
Chuck Gentry
Aleecia Gutierrez
Sandra Raymos
Katharina Snyder
David Stoms
Sonya Ziaja

PREFACE

The California Energy Commission's Energy Research and Development Division supports energy research and development programs to spur innovation in energy efficiency, renewable energy and advanced clean generation, energy-related environmental protection, energy transmission and distribution and transportation.

In 2012, the Electric Program Investment Charge (EPIC) was established by the California Public Utilities Commission to fund public investments in research to create and advance new energy solution, foster regional innovation and bring ideas from the lab to the marketplace. The California Energy Commission and the state's three largest investor-owned utilities - Pacific Gas and Electric Company, San Diego Gas and Electric Company and Southern California Edison Company - were selected to administer the EPIC funds and advance novel technologies, tools and strategies that provide benefits to their electric ratepayers.

The Energy Commission is committed to ensuring public participation in its research and development programs which promote greater reliability, lower costs and increase safety for the California electric ratepayer and include:

- Providing societal benefits.
- Reducing greenhouse gas emission in the electricity sector at the lowest possible cost.
- Supporting California's loading order to meet energy needs first with energy efficiency and demand response, next with renewable energy (distributed generation and utility-scale), and finally with clean conventional electricity supply.
- Supporting low-emission vehicles and transportation.
- Providing economic development.
- Using ratepayer funds efficiently.

Public Health Research Roadmap on Emerging Electricity Generating Systems is the final report for the Public Health Research Roadmap on Emerging Electricity Generating Systems project (Contract Number EPC-15-034) conducted by the Public Health Institute's Center for Climate Change and Health. The information from this project contributes to Energy Research and Development Division's EPIC Program.

All figures and tables are the work of the author(s) for this project unless otherwise cited or credited.

For more information about the Energy Research and Development Division, please visit the Energy Commission's website at www.energy.ca.gov/research/ or contact the Energy Commission at 916-327-1551.

ABSTRACT

This report establishes a public health research roadmap for anticipating and preventing possible health impacts of emerging electricity systems on industry workers and surrounding communities. The project team conducted expert interviews and bibliographic research to compile information and resources on the topic. Research focused on electricity generation, storage, and distribution technologies already in use or likely to become part of California's grid by 2030. These emerging electricity systems were assessed across the technology life cycle to identify hazards to human health and gaps in the current understanding of the potential for negative health impacts for Californians. Recommendations for further research were prioritized using public health and equity criteria. These recommendations include (1) causal research to establish relationships between new materials and processes and human health impacts and (2) prevention research to lessen known hazards through improved engineering and design in the development stage, green chemistry, education, and training for industry workers, businesses, and the public.

Keywords: Renewable energy, solar, wind, geothermal, biomass, concentrated solar, smart grid, life-cycle assessment, emerging energy systems, environmental impacts, health impacts

Please use the following citation for this report:

Buckley, Laura, Linda Rudolph, and Neil Maizlish. 2017. Public Health Research Roadmap on Emerging Electricity Generating Systems. California Energy Commission. Publication Number: CEC-500-2017-035.

TABLE OF CONTENTS

	Page
ACKNOWLEDGEMENTS.....	i
PREFACE.....	ii
ABSTRACT.....	iii
TABLE OF CONTENTS.....	v
LIST OF FIGURES.....	x
LIST OF TABLES.....	xi
EXECUTIVE SUMMARY.....	1
Introduction and Project Purpose.....	1
Process.....	2
Results.....	2
Benefits to Californians.....	6
CHAPTER 1: Introduction and Methods.....	8
1.1 Background.....	8
1.2 Methods.....	10
1.3 Technologies of Focus.....	11
1.4 Health and Energy: Compared to What?.....	13
1.5 Life Cycle Assessment Overview.....	17
1.5.1 LCA.1 Material Extraction.....	18
1.5.2 LCA.2 Manufacture.....	19
1.5.3 LCA.3 Transportation.....	20
1.5.4 LCA.4 Installation.....	22
1.5.5 LCA.5 Maintenance and Use.....	24
1.5.6 LCA.6 Decommissioning and Disposal.....	24
CHAPTER 2: Solar Photovoltaics.....	26
2.1 Solar Photovoltaics in California.....	26
2.1.1 Overview of Solar Photovoltaics.....	26
2.2 Raw Material Extraction and Materials Preparation.....	28

2.2.1	Common Components Across PV Technologies	30
2.2.2	Semiconductor Materials	32
2.3	Manufacture	37
2.3.1	Silicon-Based Panels	37
2.3.2	Thin Films	38
2.3.3	Perovskite Solar Cells	40
2.4	Transportation.....	40
2.5	Installation.....	41
2.6	Use and Maintenance.....	43
2.7	Decommissioning and Disposal.....	44
2.8	Equity Considerations	46
2.9	Research Needs.....	47
CHAPTER 3:	Concentrated Solar Power	48
3.1	Concentrated Solar Power in California	48
3.1.1	Overview of Concentrated Solar Power Technologies	48
3.2	Materials Extraction.....	49
3.3	Manufacture	52
3.4	Transportation.....	52
3.5	Installation.....	52
3.6	Maintenance and Use.....	52
3.7	Decommissioning and Disposal.....	54
3.8	Equity Considerations	54
3.9	Research Needs.....	55
CHAPTER 4:	Wind	56
4.1	Wind Power in California.....	56
4.2	Materials Extraction.....	57
4.3	Manufacture	57
4.4	Transportation.....	58
4.5	Installation.....	59

4.5.1	Onshore Wind	59
4.5.2	Offshore Wind.....	60
4.6	Maintenance and Use.....	60
4.6.1	Onshore Wind	60
4.6.2	Offshore Wind.....	61
4.7	Decommissioning and Disposal.....	61
4.8	Equity Considerations	62
4.9	Research Needs.....	63
CHAPTER 5:	Biomass	64
5.1	Biomass Electricity Production in California: Current Context.....	64
5.1.1	Current and Projected Electricity Generation from Biomass Resources.....	64
5.1.2	Biomass and California’s Forests	65
5.2	Overview of Biomass Electricity Production and Related Impacts.....	69
5.2.1	Size, Distribution, and Transportation Hazards	69
5.2.2	Conversion Technology	70
5.2.2.1	Direct-Fired Plants.....	70
5.2.3	Feedstock	77
5.3	Potential Health Impacts of Electricity Production from Forest Waste.....	78
5.3.1	Sourcing	78
5.3.2	Transportation.....	80
5.3.3	Site Development	80
5.3.4	Materials Processing and Storage.....	82
5.3.5	Conversion.....	83
5.3.6	Decommissioning.....	85
5.4	Potential Health Impacts of Electricity Production from Agricultural Waste	85
5.4.1	Sourcing	85
5.4.2	Transportation.....	86
5.4.3	Site Development	87
5.4.4	Material Processing and Storage.....	87

5.4.5	Conversion.....	87
5.4.6	Decommissioning.....	88
5.5	Potential Health Impacts of Electricity Production from Urban Waste	88
5.5.1	Sourcing	88
5.5.2	Transportation.....	89
5.5.3	Site Development	89
5.5.4	Material Processing and Storage.....	89
5.5.5	Conversion.....	90
5.5.6	Decommissioning.....	90
5.6	Biogas Feedstocks	90
5.6.1	Biogas Sourcing.....	91
5.6.2	Biogas Transport.....	93
5.6.3	Site Development	93
5.6.4	Biogas Storage.....	94
5.6.5	Biogas Conversion Technologies	94
5.6.6	Decommissioning.....	96
5.7	Equity Considerations	96
5.8	Research Needs.....	96
CHAPTER 6: Geothermal Electricity Production.....		98
6.1	Geothermal Electricity Production in California	98
6.1.1	Geothermal Electricity Production	100
6.2	Material Extraction.....	101
6.3	Transportation.....	101
6.4	Installation.....	102
6.5	Use and Maintenance.....	102
6.6	Decommissioning and Disposal.....	105
6.7	Equity Considerations	105
6.8	Research Needs.....	106
CHAPTER 7: Small Hydroelectric Power and Marine Energy		107

7.1	Small Hydroelectric Power	107
7.1.1	Run-of-River Systems	108
7.1.2	In-Conduit Systems.....	109
7.2	Marine Energy	109
7.3	Equity Considerations	110
7.4	Research Needs.....	110
CHAPTER 8: Storage Technologies.....		111
8.1	Mechanical Storage	112
8.1.1	Pumped Hydro	113
8.1.2	Compressed Air	115
8.1.3	Flywheel	117
8.2	Electrochemical Storage.....	119
8.2.1	Lithium-Ion	121
8.2.2	Lead Acid	129
8.2.3	Vanadium Redox Batteries.....	134
8.2.4	Sodium Sulfur Batteries.....	139
8.3	Chemical Storage.....	142
8.3.1	Materials Extraction.....	143
8.3.2	Manufacture	143
8.3.3	Transportation.....	143
8.3.4	Installation.....	144
8.3.5	Maintenance and Use	144
8.3.6	Decommissioning and Disposal.....	144
8.4	Equity Considerations	144
8.5	Research Needs.....	145
CHAPTER 9: Distribution		147
9.1	Smart Meters	147
9.2	Microgrids.....	149
9.3	Equity Considerations	151

9.4	Research Needs.....	151
CHAPTER 10: Conclusion and Research Roadmap.....		152
10.1	Criteria for Prioritization.....	154
10.2	High Priority Research	155
10.2.1	Across Technologies	157
10.2.2	Technology Recycling	161
10.2.3	Biomass	162
10.2.4	Geothermal.....	164
10.2.5	Occupational Health.....	164
10.2.6	Equity Concerns	166
10.3	Medium Priority Research	169
10.3.1	Smart Meters	169
10.3.2	Concentrated Solar	170
10.3.3	Wind Energy	170
10.3.4	Geothermal.....	171
10.4	Low Priority Research.....	171
10.4.1	Storage.....	172
10.4.2	Marine Energy	172
GLOSSARY		173
REFERENCES.....		175

LIST OF FIGURES

	Page
Figure 1: California Energy Generated From Renewables in 2016 (Blue) and Projected 2030 Renewable Generation (Green).....	9
Figure 2: 2015 California Energy Mix	14
Figure 3: Health Impacts of Climate Change	15
Figure 4: Human Health Impact in Disability Adjusted Life Years (DALY) per TWh Electricity Generated	17
Figure 5: Life Cycle Assessment Diagram.....	18

Figure 6: PV Material Inputs by Percentage of Panel Weight	28
Figure 7: CSP Technologies	48
Figure 8: Installed CSP Capacity in California by Facility Type (2015)	49
Figure 9: Gasification Process for All Power Labs Gasification Systems	73
Figure 10: Gasification Applications.....	74
Figure 11: Change in Peak Summer Ozone Concentrations with Different Biomass Deployment by 2020 Using the Community Multiscale Air Quality Model.....	76
Figure 12: Biomass Electricity Generation Life Cycle Stages	78
Figure 13: Generic Battery Component Diagram (Charging)	121
Figure 14: Materials in Potential Lithium-Ion Batteries for Grid Storage	122
Figure 15: Materials in Potential Lead Acid Batteries for Grid Storage.....	131
Figure 16: Diagram of VRB Battery and Common Materials	136
Figure 17: Diagram of Common Na/S Materials	139
Figure 18: Criteria for Prioritization.....	154

LIST OF TABLES

	Page
Table ES-1: Technologies of Focus	1
Table ES-2: Priority Research Needs	4
Table 1: Technologies of Focus.....	11
Table 2: Health Impacts From Criteria Pollutants Emissions From Vehicle Exhaust.....	22
Table 3: Average Land Use Per Megawatt for Different Electricity Generating Systems.....	23
Table 4: Modeled Market Share of PV Panel Technologies	27
Table 5: Top Producers of PV Materials 2014	28
Table 6: Health Impacts from Prominent Turbine Manufacturing Exposures.....	58
Table 7: Potential Fates of Forest Waste and Related Impacts	68
Table 8: Direct Emissions from Biomass Combustion and Gasification Systems	77
Table 9: Criteria Pollutants Health Impacts	77
Table 10: Potential Fates of Agricultural Waste and Related Impacts	86

Table 11: Potential Fates of Urban Wood Waste and Related Impacts.....	89
Table 12: Emission Comparisons from Engine and Fuel Cell Power Generation from Biogas.....	94
Table 13: Known Health Impacts of Potential Geothermal Facility Emissions.....	103
Table 14: Potential Vented Gases from Li-Ion Battery Damage	127
Table 15: Priority Research Needs.....	152
Table 16: High Priority Research Organized by Research Agenda.....	155
Table 17: Medium Priority Research.....	169
Table 18: Low Priority Research	171

EXECUTIVE SUMMARY

Introduction and Project Purpose

To lessen the catastrophic effects of global climate change, California is leading the United States in reducing greenhouse gas (GHG) emissions from energy, transportation, and land-use sectors. As California transitions from using fossil fuels to using renewable sources, such as solar, wind, biomass, and geothermal, for electricity generation, state policy makers and planners need to understand and prevent any potential negative health impacts from this transition on California residents.

To meet this need, the project team created a public health research roadmap using public health and equity criteria to help California anticipate and prevent potential unintended health impacts of emerging energy systems on industry workers and surrounding communities. This report focuses on electricity generation, storage, and distribution technologies that are either already in use or likely to become part of California’s grid by 2030. These technologies are shown below in Table ES-1.

Table ES-1: Technologies of Focus

Solar Photovoltaic (PV)	Small Hydropower
Polycrystalline Silicon (poly-Si)	Run-of-River
Monocrystalline Silicon (mono-Si)	In-Conduit
Cadmium Telluride (CdTe)	Marine Energy
Copper Indium Gallium Selenide (CIGS)	Tidal
Perovskite Solar Cells	Wave
Concentrating Solar Power (CSP)	Storage
Parabolic Trough	Pumped Hydro
Central Receiver	Compressed Air
Linear Fresnel	Flywheels
Parabolic Dish	Conventional Batteries (Lithium-ion, Lead acid)
Wind	High Temperature (Sodium/Sulfur)
Onshore	Flow Batteries (Vanadium-Redox)
Offshore	Proton Exchange Membrane Fuel Cells
Biomass	Distribution and Additional Topics
Anaerobic Digestion	Microgrid
Direct Combustion	Smart Grid/Smart Meter
Gasification	
Geothermal	
Direct Steam	
Flash Steam	
Binary	

Process

The project team performed a qualitative technology life cycle assessment on each of the technologies of focus, from the material extraction phase to the disposal phase, to determine any potential health impacts on humans. The assessment method included literature reviews, interviews with leading researchers and stakeholders, public workshops, and a technical advisory committee meeting. Through this assessment, the team identified gaps in the current knowledge base using public health and equity criteria. To prioritize research needs to fill these gaps, the team developed criteria based on published public health prioritization schemes.

Results

To date, there is little information on the health impacts of emerging energy systems across the technology life cycle. Nonetheless, the identified potential negative health impacts of emerging energy systems have been determined to be significantly smaller than those of fossil fuel electricity production.

Technologies discussed in this report present potential negative health impacts for workers and the public through chemical, physical, and electrical hazards. Full characterization of these hazards is difficult; there is little available information on the specific chemicals and processes used in many of these technologies and on the nature of protection for workers and surrounding communities.

Moreover, climate change is the greatest health challenge of this century; therefore, strategies to reduce greenhouse gas emissions and slow climate change present significant health benefits. Thus, the health benefits of climate change mitigation and greenhouse gas (GHG) emission reduction through transitioning from fossil fuels to EES must be emphasized in any overall assessment of strategies to attain a healthy energy system.

Solar Photovoltaics

Solar photovoltaics present the most hazards during material extraction and manufacturing, much of which occurs outside the United States. Hazard assessments of updated inventories of solar photovoltaic materials are necessary. In California, installation of utility-scale photovoltaics can lead to occupational and public exposure to *Coccidioides* fungal spores, which can cause valley fever; this association requires further research. Disposal of solar photovoltaics is an additional concern, and more research on recycling components sustainably and safely is needed.

Concentrated Solar

Compared to solar photovoltaics, concentrated solar installations pose fewer risks related to material extraction and manufacturing. However, installation of utility-scale concentrated solar power can also lead to occupational and public exposure to *Coccidioides* fungal spores. Additional hazards to workers include extreme heat and heat transfer fluid leaks at the installation site. Hazards during the disposal of heat transfer fluids are not well defined and will depend on the specific fluid composition. More research is needed to assess hazards across the life cycle of heat transfer fluids currently in use and development.

Wind

The increase in mining and processing rare earth elements, such as dysprosium and neodymium, for developing direct drive turbines creates the potential for negative health impacts for workers and communities. Further research is needed on the potential for infrasound (sound lower in frequency than 20 hertz, which is the typical limit of human hearing) from wind turbines to disrupt sleep or lead to annoyance. To date, research has not provided convincing evidence to support the relationship between turbine infrasound and other health impacts.

Biomass

The project team assessed biomass feedstocks and conversion technologies used to produce electricity from forest, agricultural, and urban waste. When considering impacts of biomass conversion, it is important to note alternative fates of feedstocks, as many could be consumed by wildfire, open burning practices, or in landfills, which are all associated with hazards. Transporting biomass feedstocks may entail hazards (such as worker exposure to particulate matter made up of bioaerosols, which include molds, fungi, and endotoxins) and criteria emissions related to goods movement. The informed buildout of small, distributed systems using gasification technologies may prevent these hazards. Emissions created throughout the energy conversion process are an additional concern, particularly if combustion facilities are sited in areas with existing poor air quality.

Geothermal

Emissions controls are required in geothermal power plants to curb the release of hydrogen sulfide into the atmosphere, where it changes into sulfur dioxide. Sulfur dioxide presents concerns for both workers and communities surrounding the plants. During operation, geothermal systems also produce liquid and solid waste streams, which must be contained to prevent contamination of surrounding areas. Enhanced geothermal systems, which generate electricity without the need for natural convective hydrothermal resources, are vulnerable to impacts and may leach geothermal materials to groundwater reserves. Furthermore, more information is needed on potential health impacts from mining geothermal brine (the waste stream of the geothermal power production cycle) for valuable materials such as lithium and silica.

Small Hydropower and Marine Energy

Small hydropower systems pose risks of flooding and diminished water quality depending on how facilities are sited and planned. The potential for health impacts on workers and surrounding communities depends on the specific context of each installation. Marine energy is expected to have limited development by 2030; nonetheless, systems should be designed to limit impacts on coastal and indigenous communities who may rely on marine resources.

Storage Technologies

Apart from pumped hydropower storage, most new electricity storage technologies will be electrochemical storage arrays. Electrochemical battery storage systems include several rare

and potentially hazardous materials and pose both chemical and fire risks. Hazard assessments based on updated inventories of battery materials are necessary. Research is also necessary to improve and create healthy and safe recycling systems for these technologies.

Additional Health Concerns

Radiofrequency radiation (energy transmitted by radio waves) is present throughout the built environment, with sources including commercial radio and TV broadcasting, microwave ovens, mobile telephones, wireless computer networks, and remote controls. Smart meters also emit radiofrequency radiation (energy transmitted by radio waves) when they are in use, with the amount depending on the type of meter and location. Some houses and buildings may have multiple meters and may be equipped with a relay meter. Although the amount of environmental radio frequency radiation routinely encountered by the public is too low to produce significant heating or increased body temperature, further research is needed to better understand potential harmful biological effects. Better assessment techniques are required to determine the effects of radiofrequency radiation exposure on humans in a variety of real-world settings.

Equity Considerations

Employment is a key equity consideration when assessing emerging energy systems. Emerging electricity generating and storage systems employ a myriad of different workers across technology life cycles; further research is needed to understand the quality of jobs created. Equity considerations also depend on facility location. While new utility-scale facilities can offer opportunities for community economic development and living wage jobs, they will also incur transport and land-maintenance-related GHG emissions throughout the life of these facilities. These emissions could exacerbate air quality concerns in areas already suffering from poor air infrastructure buildout, and emissions-related impacts could be intensified in lower-income or minority communities.

Research Roadmap

Table ES-2: Priority Research Needs

High-Priority Research Topics	
Across Technologies	<ul style="list-style-type: none"> • Compare health and health equity risk assessment across the life cycle of energy technology mixes projected for California in 2050. • Update identification and hazard assessment of materials used across technology life cycles, including environmental health, occupational safety, and community health impacts. • Conduct routine life-cycle hazard assessments of energy technologies • Identify, develop, and evaluate healthy, safe, and sustainable recycling methods for photovoltaic (PV) cells, wind turbine components, and electrochemical and chemical storage technologies. • Expand research on safety-by-design in manufacturing processes. • Develop strategies to reduce the risk of Coccidioides exposure associated with construction, maintenance, and operation of utility-scale energy facilities. • Develop methods to test for presence of Coccidioides to promote risk-informed site selection.

	<ul style="list-style-type: none"> • Conduct occupational and community exposure assessment across energy systems.
Solar Photovoltaics	<ul style="list-style-type: none"> • Update identification and hazard assessment of chemicals used across the life cycle of PV cells and modules, including the related environmental and occupational health and safety impacts <ul style="list-style-type: none"> ◦ Determine potential community health impacts of material extraction, manufacturing, and disposal. ◦ Determine occupational risks based on likelihood of exposure, dose, and toxicology of substance. ◦ Identify existing and emerging technologies that have relatively lower environmental and occupational risks. ◦ Develop green chemistry and safety-by-design manufacturing processes. • Identify, develop, and evaluate healthy, safe, and sustainable recycling methods for PV cells.
Biomass	<ul style="list-style-type: none"> • Monitor emissions from different gasification technology deployment scenarios, noting differences in electricity generating technologies (i.e. engines, microturbines, fuel cells). • Monitor emissions from operating biomass facilities, noting effectiveness of applied air-emission-mitigation technologies and workplace exposures, and develop improved mitigation systems. • Model life-cycle air emissions from different biomass energy deployment scenarios, noting baseline regional air quality and possible changes in conversion technology.
Geothermal	<ul style="list-style-type: none"> • Develop technology to reduce hydrogen sulfide emissions from geothermal facilities. • Perform a health impact assessment of proposed geothermal developments and facilities in Salton Sea region, including risks associated with fugitive dust creation and other impacts on surrounding communities.
Storage	<ul style="list-style-type: none"> • Update identification and hazard assessment of chemicals used across the life cycle of electrochemical storage technologies, including the related environmental and occupational health and safety impacts. <ul style="list-style-type: none"> ◦ Determine potential community health impacts of material extraction, manufacturing, and disposal. ◦ Determine occupational risks based on likelihood of exposure, dose, and toxicology of substance. • Identify existing and emerging technologies that have relatively lower environmental risks. • Develop green chemistry and safety-by-design mechanisms. • Identify, develop, and evaluate healthy, safe, and sustainable recycling methods for electrochemical storage technologies.
Occupational Health	<ul style="list-style-type: none"> • Assess need for occupational health and safety regulations for emerging electricity generating system implementation in California. <ul style="list-style-type: none"> ◦ Worker and employer knowledge of hazards and related risk ◦ Health and safety training practices ◦ Implementation and enforcement of existing safety and health regulations
Equity	<ul style="list-style-type: none"> • Assess the quality of employment created throughout emerging energy system life cycles and identify strategies to provide incentives for access to high quality jobs that are safe and healthy with living wages and career opportunities in EES. • Explore mechanisms to improve community engagement and participation in siting and planning of facilities.

	<ul style="list-style-type: none"> • Develop mechanisms to promote equitable access to the benefits of EES. • Analyze global health impacts of emerging energy systems and potential strategies to address them: <ul style="list-style-type: none"> ○ Examine the global health impacts of emerging energy systems. ○ Assess best practices for addressing global impacts and the possible strategies to minimize/address global impacts of emerging energy systems. ○ Analyze whether and how California laws, regulations, and incentives address global impacts, or could be used to address global impacts of emerging energy systems. ○ Identify changes needed to laws or regulations, or new initiatives needed for California to adequately address global impacts.
Medium-Priority Research	
Smart Meters	<ul style="list-style-type: none"> • Monitor exposures to extra-low-frequency electromagnetic radiation under a range of real-world conditions (such as multiunit housing and relay units).
Concentrated Solar	<ul style="list-style-type: none"> • Assess potential health impacts of exposure during facility maintenance and end-of-life disposal of heat transfer fluids, including synthetic oils, molten salts, and supercritical CO2 technologies.
Wind Energy	<ul style="list-style-type: none"> • Improve infrasound exposure and impact assessment. <ul style="list-style-type: none"> ○ Exposure assessment at various turbine-receptor distances ○ Epidemiological research on sleep disruption and annoyance from larger turbine design, controlling when possible for known confounders
Geothermal	<ul style="list-style-type: none"> • Identify health and environmental impacts of materials recovery (such as sulfur and lithium) from brine in California’s geothermal plants.
Low-Priority Research	
Storage	<ul style="list-style-type: none"> • Assess occupational and public hazards during construction and maintenance of compressed air and flywheel facilities.
Marine Energy	<ul style="list-style-type: none"> • Identify marine energy and offshore wind turbines impacts on California coastal fishing communities.

Technologies and processes will change as renewable energy and storage systems continue to expand. Materials and hazards mentioned in this report may soon be phased out, and certain technologies of focus may be replaced by newer ones that are currently in early stages of research. Thus, to prevent potential harms and promote health benefits of emerging electricity generating technologies as new systems come online, it is critical to develop mechanisms to track new developments and assess the associated potential health impacts before wide-scale deployment.

Benefits to Californians

The public health research roadmap promotes greater understanding of the potential health risks and benefits of California’s emerging energy technologies. Increased knowledge about health impacts on industry workers and surrounding communities will enable health-conscious implementation of new energy technologies and reduce adverse health impacts of energy systems. This roadmap helps California take a proactive approach to protecting community health while advancing the use of renewable fuel sources.

CHAPTER 1:

Introduction and Methods

The primary goal of this project was to develop a public health research roadmap for emerging energy systems (EES) through an equity lens to better anticipate and prevent potential harms and optimize potential health benefits of EES as these systems are expanded in California. The report focuses on electricity generation, storage, and distribution systems. Supporting goals reached out to a broad constituency of researchers and stakeholders incorporating their expertise in crafting the research agenda and building support to implement.

The specific objectives of the project, developed with the Energy Commission, were to:

- Inventory and screen emerging energy technologies by experts in energy systems and public health.
- Identify health impact pathways from emerging energy technologies over the technology life cycle.
- Develop and apply criteria to prioritize the research themes, gaps, and research.
- Create a health impact matrix for emerging technologies by type, magnitude, and severity of health risks (or benefits), type and size of population at risk, high-risk process/materials, and control technology.
- Formulate themes, information gaps, and research questions that correspond to the health impacts-technology matrix.

1.1 Background

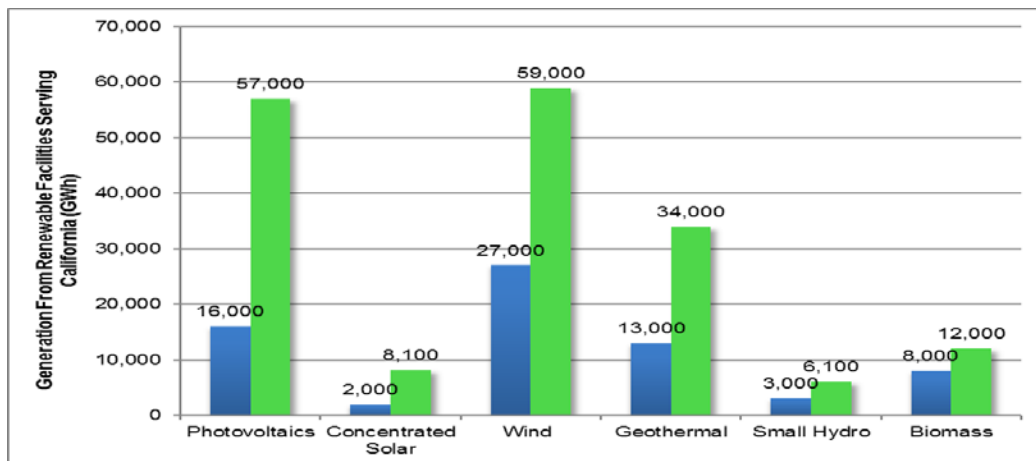
To reduce the catastrophic effects of global climate change, California is leading the United States in reducing greenhouse gas (GHG) emissions from its energy, transportation, and land-use sectors. As California transitions from fossil fuels electricity generation to renewable sources such as solar, wind, biomass, and geothermal, state policy makers and planners must understand the full spectrum of potential health impacts from this transition to reduce any potential adverse health impacts.

Governor Edmund G. Brown Jr.'s Executive Order B-30-15 and California Senate Bill 32 (Pavley, Chapter 249, Statutes of 2016) have set the goal for California to cut greenhouse gas emissions to levels 40% below 1990 levels by 2030. To help achieve these goals, Governor Brown and the Legislature worked to increase energy generation from renewable sources. The Clean Energy and Pollution Reduction Act of 2015 (Senate Bill 350, De León, Chapter 547, Statutes of 2015) requires that renewable energy sources provide 50% of California's energy by 2030. In 2011, Governor Brown set an additional goal of achieving 20,000 megawatts (MW) of renewable generation in the state by 2020 - 8,000 MW of which would be from large-scale facilities and 12,000 MW from distributed generation (20 MW or smaller).

According to many energy models, total demand for electricity in California is expected to grow from 306 terawatt-hours (TWh) in 2013 to between 317 TWh and 415 TWh by 2030.¹ This is because of the expected increase in end-use electrification with energy efficiency improvements moderating the total demand increase.² For instance, as electric vehicles grow in use, electricity demand will also increase to charge these vehicles, requiring reliable electricity. To achieve its mitigation goals while accommodating greater electricity usage, California’s regulatory system is focused on decarbonization of generation technologies, energy efficiency, and electrification of transportation. These goals will require additional updates to distribution and transmission systems, along with innovations in electricity storage.

As of December 2016, the California Energy Commission estimated that 27% of California’s electricity retail sales were served by renewable energy sources in 2016.³ These include solar, wind, biomass, geothermal, and small hydroelectric generation sources. From 2005 to 2015, California increased the capacity of its fleet of large-scale renewable energy facilities from 5,900 to 15,900 MW. From 2001 to 2015, total renewable capacity grew from 7,500 MW to 19,000 MW.⁴ Figure 1 displays energy generation for California from renewables in 2016 compared to a study of projected renewable generation in 2030.⁵

Figure 1: California Energy Generated from Renewables in 2016 (Blue) and Projected 2030 Renewable Generation (Green)



Source: Gregory Brinkman, Jennie Jorgenson, and Marissa Hummon, ‘California 2030 Low Carbon Grid Study (LCGS): Phase I (National Renewable Energy Laboratory, 2014; California Energy Commission, ‘Renewable Energy – Overview December 2016’.

1 Kavalec, Chris et al.. *California Energy Demand 2016-2026, Revised Electricity Forecast, Volume 1: Statewide Electricity Demand and Energy Efficiency*. January 2016. California Energy Commission.) http://docketpublic.energy.ca.gov/PublicDocuments/15-IEPR-03/TN207439_20160115T152221_California_Energy_Demand_20162026_Revised_Electricity_Forecast.pdf.

2 Yeh, Sonia, et al. November 2016. “A Modeling Comparison of Deep Greenhouse Gas Emissions Reduction Scenarios by 2030 in California.” *Energy Strategy Reviews* 13-14: 169-80, doi:10.1016/j.esr.2016.10.001.

3 California Energy Commission, “Renewable Energy – Overview December 2016” (California Energy Commission, December 2016), http://www.energy.ca.gov/renewables/tracking_progress/documents/renewable.pdf.

4 Bartridge, Jim, et al. *Draft 2016 Environmental Performance Report of California’s Electrical Generation System*, July 2016 California Energy Commission. <https://efiling.energy.ca.gov/getdocument.aspx?tn=212338>.

5 Brinkman, Gregory, Jennie Jorgenson, and Marissa Hummon. 2014. *California 2030 Low Carbon Grid Study (LCGS): Phase I*. National Renewable Energy Laboratory. http://lowcarbongrid2030.org/wp-content/uploads/2014/10/LCGS_PhaseI_NRELSlides.pdf; CEC, “Renewable Energy – Overview December 2016.”

This report addresses current knowledge and research gaps regarding the health impacts of emerging electricity generating, storing, and distributing technologies that are already implemented or likely to be a part of California's grid by 2030. The following sections discuss the study methods, research and assessment results, and recommendations for research necessary to inform the development of healthy energy systems.

1.2 Methods

The project team used a variety of methods to explore what is known about the potential health impacts of EES and to identify and prioritize research gaps. These methods included a literature review, interviews with researchers and stakeholders, public workshops, and a technical advisory committee. This report describes the current state of knowledge on health impacts across technology life cycles qualitatively (explained in the section below) as available information permitted.

Literature review: Relevant research was compiled to create a literature review of existing studies to determine technologies of focus, understand life cycle processes, and identify health impacts from emissions and hazards across technology life cycles. This review included peer-reviewed articles and gray literature.⁶ Resources were compiled from health and engineering databases, expert interviews, and government agency websites.

Subject matter expert and stakeholder interviews: To inventory existing and predicted EES for potential public health impacts, more than 60 interviews were conducted with leading researchers and stakeholders in the fields of energy systems modeling, public health, occupational health and safety, environmental justice, and labor. These interviews provided information on the current state of knowledge in these fields, as well as gaps that need further investigation. The interviews were used to determine the technologies of focus for this report and to understand the current state of knowledge and concerns regarding health and social externalities across the life cycles of these technologies.

Public workshops: Two public workshops were conducted, one in Los Angeles and one in Sacramento (which was also webcast), to gather feedback and suggestions from stakeholders throughout the state. The workshop presentations focused on health impacts across the life cycle of the technologies of focus and on preliminary discussion of identified research needs for each technology group and across technologies. Comments from the workshops were integrated into the final analysis and report.

Technical advisory committee: Energy and health experts were convened as a technical advisory committee (TAC) to garner more specific feedback on research gaps. TAC participants also

⁶ Gray literature is materials and research produced by organizations outside of the traditional commercial or academic publishing and distribution channels. Though not scholarly, it is produced by researchers and practitioners in the field.

reviewed and provided comments on drafts of report sections relevant to their area of expertise.

Prioritization of research needs: A list of all research gaps identified by the project team, researchers, and stakeholders was compiled. Various public health prioritization schemes were reviewed, and a set of criteria based on these schemes was developed. However, data to support a formal application of these criteria are largely unavailable. The criteria were subjectively applied to the full list of research gaps by the research team to determine research priorities.

1.3 Technologies of Focus

The technologies included in this report were determined through literature review and interviews with energy system modelers to be those most likely to be on-line in the California energy mix by 2030. The technologies selected are displayed in Table 1 and are involved in producing, storing, and distributing electricity for grid applications. There are numerous technologies that are being researched and developed for future grid implementation (such as third-generation solar cells) that are not included in this report. Innovations in transport electrification and biofuels, carbon capture technologies, and energy efficiency technologies are likewise not included in this assessment.

Table 1: Technologies of Focus

Solar Photovoltaic (PV)	Small Hydropower
Polycrystalline Silicon (poly-Si)	Run-of-River
Monocrystalline Silicon (mono-Si)	In-Conduit
Cadmium Telluride (CdTe)	Marine Energy
Copper Indium Gallium Selenide (CIGS)	Tidal
Perovskite Solar Cells	Wave
Concentrating Solar Power (CSP)	Storage
Parabolic Trough	Pumped Hydro
Central Receiver	Compressed Air
Linear Fresnel	Flywheels
Parabolic Dish	Conventional Batteries (Lithium-ion, Lead acid)
Wind	High Temperature (Sodium/Sulfur)
Onshore	Flow Batteries (Vanadium-redox)
Offshore	Proton Exchange Membrane Fuel Cells
Biomass	Distribution and Additional Topics
Anaerobic Digestion	Microgrid
Direct Combustion	Smart Grid / Smart Meter
Gasification	
Feedstock	
Woody/forest	
Agricultural waste	

Urban Waste	
Landfill/wastewater treatment plants	
Digester gas	
Geothermal	
Direct Steam	
Flash Steam	
Binary	

As renewable energy and storage systems continue to expand, technologies and processes are constantly changing. Materials and hazards mentioned in this report may soon be phased out, and certain technologies of focus may be replaced by newer ones that are in early stages of research. To prevent potential harms and promote health benefits of EES as new systems come on-line, it is essential that mechanisms be implemented to track new developments and routinely assess the associated potential life cycle health impacts before wide-scale deployment.

1.4 Health and Energy: Compared to What?

Energy and electricity production have greatly improved the quality of life – providing for lighting, heating, cooling and refrigeration, and the manufacture of many useful products. California’s current energy system, however, is associated with many significant and serious adverse impacts on human health and the environment, primarily due to the extraction and combustion of fossil fuels. While this report focuses on the life cycle health impacts of EES, these impacts must be considered in the context of the health impacts of the electricity generation technologies that EES will replace. Based on available knowledge, the potential health impacts across the life cycle of EES appear to be significantly smaller than those attributable to fossil fuel electricity production.

In 2015, more than 50% of California’s electricity was produced from fossil fuels (Figure 2).⁷ While California relies more on natural gas than on coal and petroleum, all fossil fuel-based electricity production releases greenhouse gases, which are main contributors to global climate change.⁸ In California, electricity production accounts for 19% of California’s GHG emissions.⁹ Electricity generation accounted for the 29% of total U.S. greenhouse gas emissions in 2015.¹⁰

Across the life cycle, coal power plants generate 800-1000 grams of carbon dioxide equivalent (CO₂e) per kilowatt (gCO₂/kWh) of electricity generated. Natural gas plants produce an estimated 600 gCO₂e/kWh over the life cycle. There is emerging evidence that natural gas electricity production also produces significant methane emissions – a short-lived climate pollutant with a greater global warming potential than CO₂.¹¹ In comparison, renewable energy systems like wind, solar photovoltaic, concentrated solar, hydroelectric, and geothermal power systems have been found to have life-cycle carbon dioxide emissions of fewer than 50 g of CO₂ per kilowatt hour (g CO₂ /kWh).¹² CO₂ emissions from biomass facilities are more complex to measure, and there is disagreement about how direct emissions from biomass combustion should be weighed against the amount of CO₂ sequestered when biomass resources are regrown.¹³ Models are being built to account for these considerations.¹⁴ Because greenhouse gas

7 California Energy Commission. “Total System Electric Generation.” July 11, 2016. California Energy Commission. http://www.energy.ca.gov/almanac/electricity_data/total_system_power.html.

8 Hertwich, Edgar G., Jacqueline Aloisi de Larderel, and Sangwon Suh, “Green Energy Choices: The Benefits, Risks, and Trade-Offs of Low-Carbon Technologies for Electricity Production” (United Nations Environment Programme, 2016), http://www.unep.org/resourcepanel/Portals/50244/publications/Summary_for_Policy_Makers_GHG_I.pdf.

9 California Air Resources Board. “California Greenhouse Gas Emission Inventory - 2017 Edition.” June 2017. California Air Resources Board. <https://www.arb.ca.gov/cc/inventory/data/data.htm>.

10 U.S. Environmental Protection Agency (U.S. EPA). April 15, 2017. *Inventory of U.S. Greenhouse Gas Emissions and Sinks, 1990-2015*. U.S. Environmental Protection Agency, April 15, 2017).

11 Brandt, A.R., et al. “Methane Leaks From North American Natural Gas Systems.” *Science* 343, No. 6172 (February 14, 2014): 733–35, doi:10.1126/science.1247045.

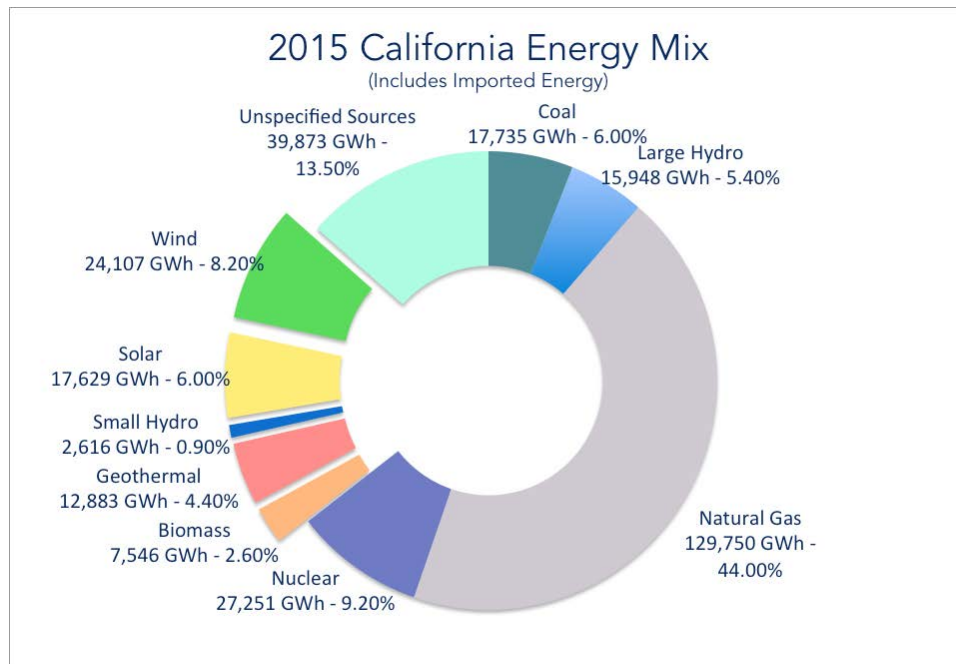
12 Hertwich, Aloisi de Larderel, and Suh. *Green Energy Choices: The Benefits, Risks, and Trade-Offs of Low-Carbon Technologies for Electricity Production*.

13 Buchholz, Thomas, et al. March 2016. “A Global Meta-Analysis of Forest Bioenergy Greenhouse Gas Emission Accounting Studies.” *GCB Bioenergy* 8, No. 2: 281–89, doi:10.1111/gcbb.12245.

14 Francesco Cherubini et al., “CO₂ Emissions from Biomass Combustion for Bioenergy: Atmospheric Decay and Contribution to Global Warming: GLOBAL WARMING POTENTIAL OF CO₂ FROM BIOENERGY,” *GCB Bioenergy* 3, no. 5 (October 2011): 413–26, doi:10.1111/j.1757-1707.2011.01102.x.

emissions from human activities are the most significant driver of global climate change, California continues to advance policies to limit these emissions.¹⁵

Figure 2: 2015 California Energy Mix



Source: California Energy Commission, 2016 (http://www.energy.ca.gov/almanac/electricity_data/total_system_power.html)

Climate change is the greatest health challenge of the 21st century. Thus, the large contribution to greenhouse gas emissions of the current electricity generation sector must be seen as one of the gravest threats to public health.¹⁶ Climate change will increase heat stress, floods, drought, and the frequency and intensity of storms, all of which will impact air quality, the spread of disease vectors, nutrition, displacement, and mental health.¹⁷ Climate change threatens key resources on which human life depends – air, food, water, shelter, and security.¹⁸ Figure 3 details these relationships.

The global population health benefits associated with reducing the ultimate magnitude of climate change are great. Climate mitigation is thus a public health priority. Switching from

15 IPCC, “Climate Change 2013: The Physical Science Basis. Contribution of Working Group I to the Fifth Assessment Report of the Intergovernmental Panel on Climate Change” (Working Group I to the Fifth Assessment Report of the Intergovernmental Panel on Climate Change, 2013), https://www.ipcc.ch/report/ar5/wg1/citation/WGIAR5_Citations_FinalRev1.pdf.

16 Anthony J. McMichael, Rosalie E. Woodruff, and Simon Hales, “Climate Change and Human Health: Present and Future Risks,” *The Lancet* 367, No. 9513 (2006): 859–869.

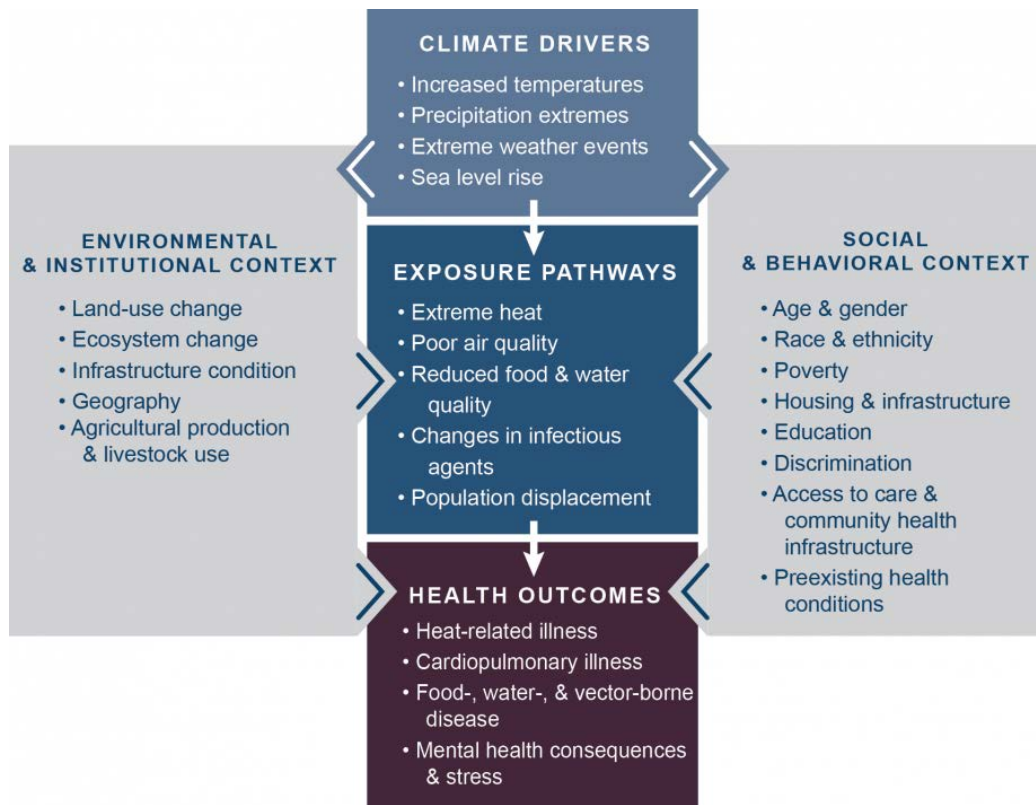
17 Nick Watts et al., “Health and Climate Change: Policy Responses to Protect Public Health,” *The Lancet Commissions* 385 (May 21, 2015): 53.

18 Anthony Costello et al., “Managing the Health Effects of Climate Change,” *The Lancet* 373 (May 16, 2009): 1693–733.

fossil-fuel electricity to EES is a key climate mitigation strategy. Any health impacts of EES must be weighed against the significant health benefits of climate mitigation.¹⁹

Apart from climate change-related impacts, fossil fuel-based energy production also results in air pollution, including particulate matter (PM - a mixture of solid particles and liquid droplets), oxides of nitrogen (NOx), sulfur oxides (SOx), mercury, and other air toxics. Renewable electricity production from solar photovoltaics, wind, concentrated solar, small hydropower and geothermal result in PM emissions an order of magnitude less than those resulting from modern coal and natural gas facilities.²⁰ Fossil fuel electricity production is also associated with other adverse health impacts, including coal miner fatalities and pneumoconiosis, water contamination associated with both coal and natural gas extraction, and local release of benzene and volatile organic compounds (VOCs) in natural gas extraction and transport.²¹

Figure 3: Health Impacts of Climate Change



Source: USGCRP, 2016: The Impacts of Climate Change on Human Health in the United States: A Scientific Assessment. <http://dx.doi.org/10.7930/J0R49NQX>

19 Thomas Gibon et al. "Health Benefits, Ecological Threats of Low-Carbon Electricity." *Environmental Research Letters* 12, No. 3 (March 1, 2017): 34023, doi:10.1088/1748-9326/aa6047.

20 Hertwich, Aloisi de Larderel, and Suh. *Green Energy Choices: The Benefits, Risks, and Trade-Offs of Low-Carbon Technologies for Electricity Production*.

21 Ibid.

Renewable generation and storage technologies are also expected to improve fuel diversity and energy security, reduce water consumption in electricity generation facilities, and stabilize electricity prices.²² EES offer new sources of employment and job training, offsetting and exceeding job losses in older energy production systems.²³ Each of these benefits is associated with additional health benefits, beyond the scope of this report.

All electricity-producing systems have health externalities across related life cycles. Figure 4 compares the life cycle health impacts of some of the electricity generating technologies included in this report. This chart uses disability adjusted life years (DALY) to quantify and estimate cumulative health impacts across technology life cycles. DALYs are used to account for years lost to illness, disability, or premature death within a particular population and are calculated by adding the number of years of life lost to the number of years lived with disability or illness.²⁴ This figure was adapted from an assessment of European energy systems that found that the majority of the DALY measures resulted from exposure to PM and toxics.²⁵ The cumulative life cycle impacts of renewable energy generation resources resulted in far fewer cumulative life years lost to premature death and disability than coal or natural gas.

This report also seeks to identify potential health equity concerns with the understanding that having access to safe and healthy homes, communities, and work environments have important effects on physical and mental health. Equity considerations addressed include equitable facility siting, access to renewable energy jobs with living wages, and impacts on low-income and minority communities. Occupational health considerations, such as access to proper training for health and safety practices and enforcement of existing safety regulations, are also considered. Equitable access to the health and economic benefits of emerging electricity generating and storing systems is discussed.

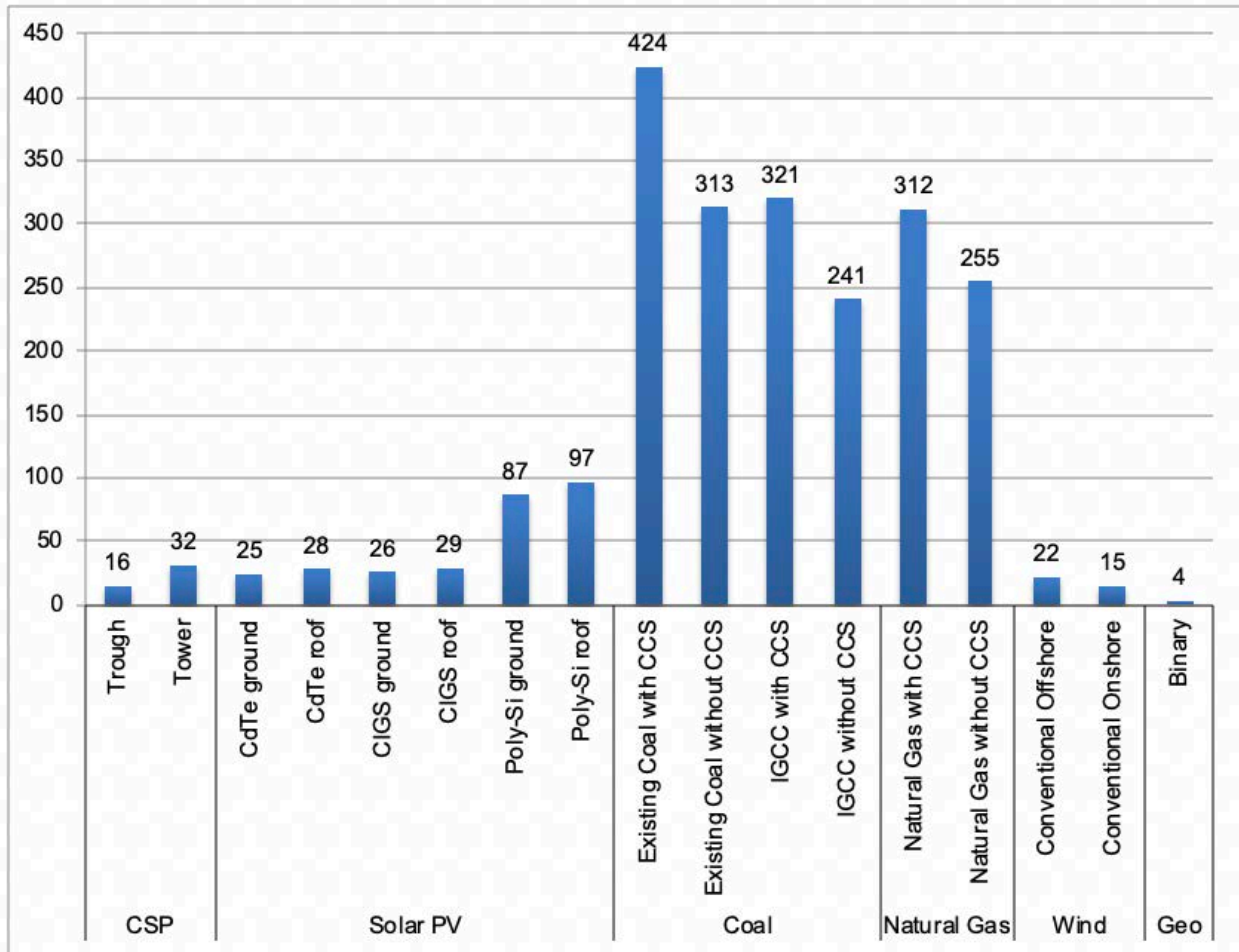
22 Ryan Wiser et al. *A Retrospective Analysis of the Benefits and Impacts of US Renewable Portfolio Standards*. Lawrence Berkeley National Laboratory, National Renewable Energy Laboratory, 2016, <http://climate-xchange.org/wp-content/uploads/2015/11/Renewable-Energy-Standards-Study.pdf>.

23 Max Wei, Shana Patadia, and Daniel M. Kammen. "Putting Renewables and Energy Efficiency to Work: How Many Jobs Can the Clean Energy Industry Generate in the US?" *Energy Policy* 38, No. 2 (February 2010): 919-31.

24 Christopher J.L. Murray et al. "Disability-Adjusted Life Years (DALYs) for 291 Diseases and Injuries in 21 Regions, 1990-2010: A Systematic Analysis for the Global Burden of Disease Study 2010." *The Lancet* 380 (2012): 2197-2223.

25 Hertwich, Aloisi de Lardereel, and Suh. *Green Energy Choices: The Benefits, Risks, and Trade-Offs of Low-Carbon Technologies for Electricity Production*.

Figure 4: Human Health Impact in Disability Adjusted Life Years (DALY) per TWh Electricity Generated



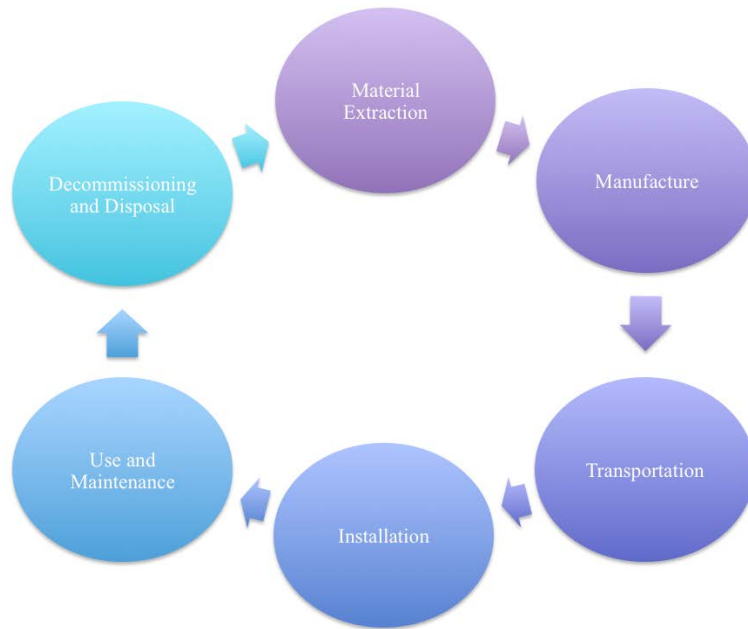
CSP – Concentrated Solar Power, Geo – Geothermal, CdTe – Cadmium Telluride Thin Films, CIGS – Copper Indium Gallium Selenide Thin Films, Poly-Si – Polycrystalline Solar Cells, IGCC – Integrated Gasification Combined Cycle CCS – Carbon Capture and Sequestration (results in higher health impacts due to energy input needed to produce and run CCS technologies)

Adapted from source: Edgar G. Hertwich, Jacqueline Aloisi de Larderel, and Sangwon Suh, *Green Energy Choices: The Benefits, Risks, and Trade-Offs of Low-Carbon Technologies for Electricity Production*, United Nations Environmental Programme, 2016.

1.5 Life Cycle Assessment Overview

The report assesses EES technologies across the life cycle - from material extraction through disposal stages - using a qualitative assessment method. This section describes the life cycle stages and general health impacts expected for each life cycle stage across the technologies included in this report. The titles displayed in Figure 5 apply to most of the technologies, though biomass follows a somewhat different life cycle. A brief overview of some of the potential health impacts associated with energy system life cycle stages across EES technologies is provided.

Figure 5: Life Cycle Assessment Diagram



Source: Center for Climate Change and Health (2017)

In any assessment of potential health impacts across life cycles, evaluation of risk and potential health impact entails assessing the inherent toxicity of materials used, likelihood of exposure, dose and frequency of exposure, route of exposure (i.e. inhalation, ingestion, or dermal contact), and whether there are any vulnerabilities to consider in the populations that may be exposed (i.e. age, genetics, medical conditions).²⁶ Moreover, populations may be exposed to multiple hazards or to multiple sources of a particular hazard, resulting in cumulative impacts.²⁷

While a quantitative life cycle assessment may combine health impacts through particular measures (i.e. DALYs explained above in Chapter 3), this report attempts to explain the current state of knowledge on health impacts across technology life cycles qualitatively, as available information permits. Much of the information needed to perform these assessments is not available. Below is an overview of some of the potential health impacts associated with stages of the energy systems life cycle across EES technologies.

1.5.1 LCA.1 Material Extraction

26 GEI Consultants. *Eagle Mountain Pumped Storage Project Draft Environmental Impact Report Volume I*. (State Water Resources Control Board, July 2010), http://www.waterboards.ca.gov/waterrights/water_issues/programs/water_quality_cert/docs/eagle_mountain_pumped_ferc13123/2_eagltmnt_deir_voll_2.pdf.

27 Ken Sexton and Dale Hattis. "Assessing Cumulative Health Risks from Exposure to Environmental Mixtures—Three Fundamental Questions." *Environmental Health Perspectives* 115, No. 5 (January 24, 2007): 825–32, doi:10.1289/ehp.9333.

The material extraction stage includes potential health impacts related to extracting or harvesting the materials needed for the technologies. This stage discusses exposures and hazards related to mining of materials used in technology components, as well as to early processing stages for materials.

Mining is one of the most hazardous occupations in the world. Miners are at risk of severe injuries throughout their work and are exposed to heavy metals, chemicals, and dust that can lead to the development of severe respiratory conditions (e.g. silicosis, pneumoconiosis), cancers, and mental health ailments.²⁸ Extraction of primary materials may involve above-ground quarries or subsurface mining, both of which present unique hazards to workers and nearby communities.

Mining hazards differ by a myriad of characteristics, including minerals mined, mine type, geology, country, machinery used, and training and safety protocols followed. Research on potential risk is difficult due to this variability and a general dearth of related health and safety data. Mining is a critical component of international economies and can be an important source of employment and poverty reduction. However, bodies like the United Nations recognize the need for further regulations and protections for miners.²⁹

Mining can also have impacts on communities living near mining and smelting operations. These outcomes are less understood overall, as it can be difficult to assess them in epidemiological studies and effects can be very context-specific. Impacts can result from leaching of waste materials in local water supplies, soil contamination, and emissions of PM with heavy metal and other toxic components.³⁰

Mining impacts can also be difficult to determine due to a lack of transparency in the mining sector, particularly from countries in Latin America, Asia, and Africa.³¹ Material extraction for renewable technologies used in California likely occurs in these countries. More in-depth and long-term evaluation of the health impacts on miners and surrounding communities will be required to understand the scope of impacts.³² Most life cycle assessments that include a human toxicity measure assume that available safety protocols for mining hazards are in place. These protections are not always present or functioning, particularly in developing countries.³³

1.5.2 LCA.2 Manufacture

The manufacturing stage of the life cycle involves the materials, processes, and systems involved in producing the technologies. For example, in solar photovoltaics, the life cycle covers

28 Carolyn Stephens, Mike Ahern, and others. "Worker and Community Health Impacts Related to Mining Operations Internationally: A Rapid Review of the Literature." *Mining, Minerals and Sustainable Development*, No. 25 (2001): 1-59.

29 "The Future We Want," Pub. L. No. 66/288 (2012), http://www.un.org/ga/search/view_doc.asp?symbol=A/RES/66/288&Lang=E.

30 Stephens, Ahern, and others. "Worker and Community Health Impacts Related to Mining Operations Internationally."

31 Ibid.

32 Ibid.

33 Dustin Mulvaney, "Solar Energy Isn't Always as Green as You Think," *IEEE Spectrum*, November 13, 2014, <http://spectrum.ieee.org/green-tech/solar/solar-energy-isnt-always-as-green-as-you-think>.

the stages from material processing to completion of an entire photovoltaic module ready to be installed in a solar facility or on a rooftop. Across technologies, these processes are diverse, and health impacts are difficult to assess based on the lack of transparency across industries. Many of the processes are proprietary, and the specific chemicals and exposures thereto are not publicly available.

Throughout manufacturing processes, workers may be exposed to chemical, physical, and radioactive hazards. These are detailed in the following chapters. While, for many of the hazards discussed, there are known illness and injury prevention strategies, implementation of these strategies is highly variable in these industries and cannot be assumed – especially as these industries are expanding so quickly in a diverse group of countries with varying occupational safety regulations.

There are common materials across technologies that will not be covered in detail in this report. Steel, cement, concrete, and glass are used for piping, turbine components, and other system elements. The climate and health impacts from producing these materials commonly used in manufactured goods are well-known but are outside the scope of this report.³⁴

Manufacturing can also affect fence-line communities surrounding production facilities. Again, as information is limited on waste and air emissions from many of these facilities, it is difficult to assess the potential risk of chemical exposures, air emissions, or fire for surrounding communities. When manufacturing occurs outside the United States, potential risks are especially difficult to assess but are likely to be significantly higher given the lack of occupational and environmental safeguards in many countries.

1.5.3 LCA.3 Transportation

Air pollutant emissions from the transportation of materials to and products from the manufacturing facility to the end-use site will be similar to those associated with any goods movement. For technologies that are shipped to the United States from global manufacturers (i.e. solar photovoltaics), this transport will include emissions from large ships, rail, and heavy trucks. Domestic shipping will include rail and truck components. These will have varying GHG and criteria pollutant emissions, and trucks will have higher GHG emissions per ton transported than ship or rail.³⁵

34 Lisa J. Hanle, Kamala R. Jayaraman, and Joshua S. Smith, “CO₂ Emissions Profile of the U.S. Cement Industry” (13th International Emission Inventory Conference “Working for Clean Air in Clearwater, Clearwater, FL: U.S. Environmental Protection Agency, 2004), <https://www3.epa.gov/ttnchie1/conference/ei13/ghg/hanle.pdf>; IARC, “Chemical Agents and Related Occupations: A Review of Human Carcinogens” (Lyon, France: International Agency for Research on Cancer, 2012), https://www.ncbi.nlm.nih.gov/books/NBK304416/pdf/Bookshelf_NBK304416.pdf; OSHA, “Worker Safety Series: Cement Manufacturing,” Government Agency Website, United States Department of Labor, Occupational Safety and Health Administration, (2004), https://www.osha.gov/Publications/concrete_manufacturing.html; OSHA, “Basic Steel Products,” Government Agency Website, United States Department of Labor, Occupational Safety and Health Administration, (2014), <https://www.osha.gov/SLTC/basicsteel/standards.html>; Radian, “Health Hazard Assessment Summary: Steel Mill Emissions” (U.S. Environmental Protection Agency, September 29, 1989); Michael Turner, “Mitigating Iron and Steel Emissions,” ed. Nico Tjabil (Columbia Climate Center, The Global Network for Climate Solutions, 2012), <http://climate.columbia.edu/files/2012/04/GNCS-Iron-Steel.pdf>.

35 U.S. EPA, *Inventory of U.S. Greenhouse Gas Emissions and Sinks: 1990-2014*. (U.S. Environmental Protection Agency, April 15, 2016), <https://www.epa.gov/sites/production/files/2016-04/documents/us-ghg-inventory-2016-main-text.pdf>.

Diesel and pollutant emissions also affect local community air pollution, adding to cumulative environmental impacts, especially in areas with poor air quality (Riverside, Imperial, Kern, San Bernardino Counties).³⁶ To prevent high pollution levels from PM emissions and criteria pollutants, utility-scale projects can implement requirements for use of certain lower-emitting fuels and project vehicles with particular engines with catalysts and filters to reach California air quality standards.³⁷ Table 2 discusses common sources and health impacts from transportation emissions.³⁸

36 Ricardo, American Lung Association. *State of the Air 2016*. (American Lung Association, 2016), <http://www.lung.org/local-content/california/documents/state-of-the-air/2016/sota-2016-full-report.pdf>.

37 Jeffrey D. Bryon, James D. Boyd, and Paul Kramer, "Ivanpah Solar Electric Generating System: Presiding Member's Proposed Decision," DOCKET NUMBER 07-AFC-5 (California Energy Commission, August 2010), <http://www.circleofblue.org/wp-content/uploads/2010/09/California-Energy-Commission-Proposed-Ivanpah-Project-DecisionCEC-800-2010-004-PMPD.pdf>.

38 Sequoia Foundation. *A Health Impact Assessment of the Proposed Cabin Creek Biomass Energy Facility in Placer County, California*. Health Impact Assessment (Sequoia Foundation, 2007), www.placer.ca.gov/~media/cdr/.../Biomass/.../HIAReport.as.

Table 2: Health Impacts from Criteria Pollutants Emissions from Vehicle Exhaust

Pollutant	Sources	Health Effects
Nitrogen Oxides (NOx)	Power plants, motor vehicles, other industrial, commercial, and residential sources that burn fuels	Susceptibility to respiratory infections, irritation of lung and respiratory symptoms (e.g., cough, chest pain, difficulty breathing)
Sulfur Oxides (SOx)	Power plants, processing ores, motor vehicle emissions	Eye and throat irritation, coughing, respiratory tract problems, asthma exacerbation
Particulate Matter (PM)	Power plants, diesel engines, industries, windblown dust, wood stoves	Eye irritation, asthma exacerbation, bronchitis, lung damage, cardiovascular effects, cancer, heavy metal poisoning (will depend on PM components), potential reproductive impacts
Ozone (O3)	Vehicle exhaust, formed from other air pollutants (i.e. NOx) in the presence of sunlight	Eye and throat irritation, coughing, respiratory tract problems, asthma, lung damage
Carbon Monoxide	Motor vehicle exhaust and indoor sources include kerosene or wood burning stoves	Headaches, reduced mental alertness, heart attack, cardiovascular diseases, impaired fetal development, death (extreme acute exposure)

Source: Adapted from Sequoia Foundation, *A Health Impact Assessment of the Proposed Cabin Creek Biomass Energy Facility in Placer County, California*, Health Impact Assessment 2007.

For some technologies, transport-related emissions will be highest during installation (i.e. solar photovoltaics), while for others, transport emissions will continue throughout the maintenance and use phases (i.e. larger, utility-scale biomass facilities). In areas where a large number of facilities are being sited or built, the cumulative impact of these transport related emissions needs to be considered.

Workers transporting these technologies to the end-use site in California will be exposed to physical hazards related to working with and moving heavy equipment during loading and unloading. Some of these materials will also have hazardous components requiring special handling. These hazards will differ based on the type of technology and transport.

1.5.4 LCA.4 Installation

Emerging electricity generating technologies are used in both utility-scale and distributed installations. For utility-scale projects, a major public health concern results from land clearing and preparation that involves leveling and removing local vegetation, requiring herbicides and machinery. Land repurposing for large facilities can impact local cultural and ecological resources, and surrounding communities will be impacted by noise and fugitive dust.³⁹ Table 3 displays average land usage for different utility-scale energy facilities.

39 M.M. Aman et al. "A Review of Safety, Health, and Environmental (SHE) Issues of Solar Energy System." *Renewable and Sustainable Energy Reviews* 41 (January 2015): 1190-1204, doi:10.1016/j.rser.2014.08.086.

Another concern specific to Southern California and the U.S. Southwest is the potential for occupational and public exposure to the hazardous fungus, *Coccidioides*. Though the actual dispersal of the fungus in Southwestern U.S. soils is unknown, it has been documented throughout Southern California and the Central Valley.⁴⁰ Recently, *Coccidioides* spores have been found in areas previously thought to be outside the endemic range of the fungi, and researchers suggest this could be the result of climate change and intensified droughts, which increase dust production and spread.⁴¹

Human exposure to these fungal spores can occur through soil disturbance, which can occur during land clearing and site preparation for utility-scale energy facilities. This exposure can cause coccidioidomycosis, or valley fever, if inhaled. Clusters of coccidioidomycosis have occurred in California workers involved in solar installation construction.⁴² Exposed individuals show a range of symptoms. Some exposed individuals may have no symptoms, while others have flu-like symptoms, such as shortness of breath, headache, night sweats, muscle aches, joint pain, and rashes on the upper body or legs.⁴³ Severe cases, which are not well understood, can lead to severe and disabling lung or systemic infections and occasionally death.⁴⁴ African-Americans, Hispanics, and Pacific Islanders are more susceptible to infection, and elderly, pregnant, and immune-compromised individuals are more likely to have severe infections.⁴⁵ The incidence rate of valley fever in the United States has increased, from 5.3 per 100,000 people in the southwestern United States in 1998, to 42.6 per 100,000 in 2011.⁴⁶

Table 3: Average Land Use Per Megawatt for Different Electricity Generating Systems

Fuel Type	Average Land Use per Megawatt
Natural Gas	0.08 acres/MW
Nuclear	0.832 acres/MW
Biomass	2.5 acres/MW
Geothermal	6.0 acres/MW
Solar	7.0 acres/MW
Small Hydro	7.5 acres/MW
Large Hydro	29.125 acres/MW

40 David M. Engelthaler et al. "Local Population Structure and Patterns of Western Hemisphere Dispersal for *Coccidioides* Spp., the Fungal Cause of Valley Fever." *mBio* 7, No. 2 (May 4, 2016): e00550-16, doi:10.1128/mBio.00550-16.

41 Anastasia P. Litvintseva et al. "Valley Fever: Finding New Places for an Old Disease: *Coccidioides Immitis* Found in Washington State Soil Associated with Recent Human Infection." *Clinical Infectious Diseases* 60, No. 1 (January 1, 2015): e1-3, doi:10.1093/cid/ciu681.

42 Jason A. Wilken et al. "Coccidioidomycosis among Workers Constructing Solar Power Farms, California, USA, 2011-2014," *Emerging Infectious Diseases* 21, No. 11 (November 2015): 1997-2005, doi:10.3201/eid2111.150129.

43 CDC, "Valley Fever (Coccidioidomycosis)," Government Agency Website, Centers for Disease Control and Prevention, (May 22, 2017), <https://www.cdc.gov/fungal/diseases/coccidioidomycosis/index.html>.

44 Gail L. Sondermeyer et al. "Coccidioidomycosis-Associated Deaths in California, 2000-2013." *Public Health Reports* 131, No. 4 (2016): 531-535.

45 Natalia Castro-Lopez and Chiung-Yu Hung. "Immune Response to Coccidioidomycosis and the Development of a Vaccine." *Microorganisms* 5, No. 1 (March 16, 2017): 13, doi:10.3390/microorganisms5010013.

46 CDC, "Morbidity and Mortality Weekly Report: Increase in Reported Coccidioidomycosis - United States, 1998-2011," Government Agency Website, Centers for Disease Control and Prevention, (March 29, 2013), <https://www.cdc.gov/mmwr/preview/mmwrhtml/mm6212a1.htm>.

Wind	Ranges from 24.8 to 40 acres/MW
------	---------------------------------

Sources: Adapted from Jim Bartridge et al. *Draft 2016 Environmental Performance Report of California's Electrical Generation System*. July 2016. Sources: (1) California Energy Commission staff; (2) NREL Technical Report NREL/TP-6A2-45834 (3) NREL Technical Report NREL/TP-6A20-56290 (4) DRECP Acreage Calculator

To protect facility installation and maintenance workers, as well as communities surrounding new sites, research needs to focus on improving valley fever treatments and protection while developing better *Coccidioides* monitoring technology for air and soil.⁴⁷

1.5.5 LCA.5 Maintenance and Use

Maintenance and use impacts vary based on technology. For instance, utility-scale solar farms have minimal impacts throughout use, outside the potential for accidents and extreme weather-related damage, while the majority of public health impacts from utility-scale biomass facilities will occur during the use phase due to combustion emissions.

1.5.6 LCA.6 Decommissioning and Disposal

As many of these technologies have not been implemented in California long enough to reach the end of the generating life spans, this last phase of the life cycles has the most unknowns. This stage includes hazards present during the decommissioning of utility-scale sites, as well as those involved in the eventual disposal or recycling of the technology components. For utility-scale sites, decommissioning could have similar impacts to those seen during installation, as deconstruction could lead to fugitive dust and emissions for workers and surrounding communities.

For many of these technologies, safe disposal or recycling processes have not yet been developed, leading to the potential for hazards when these components reach the end of the life span or when units are damaged. There is limited research into the potential hazards related to available and developing disposal methods, which can include landfilling, incineration, and recycling, among others.

Increasingly, industries are recognizing their responsibility – for example, through supply chain changes, subcontractor monitoring, and extended producer responsibility (EPR) – for health and environmental impacts across product life cycles. EPR is a policy initiative that assigns responsibility for the treatment and disposal of a product to manufacturers, with the aim to offer incentives for waste prevention during product design and manufacture. There is a need for policy and legal research to focus on strategies to promote, or potentially require, EPR to assure that the rapid expansion of EES in California is not associated with significant adverse health and environmental impacts in vulnerable communities across the globe.

With the growth of electronic products that are consumed and disposed of on a short time frame, the world has seen a rise in potentially toxic electronic waste (e-waste). This rise has

⁴⁷ Castro-Lopez and Hung. *Immune Response to Coccidioidomycosis and the Development of a Vaccine*; Engelthaler et al. "Local Population Structure and Patterns of Western Hemisphere Dispersal for *Coccidioides* Spp., the Fungal Cause of Valley Fever."

become an environmental health concern for communities in developing countries where e-waste is commonly sent for disposal, especially those involved in reclaiming metals and other valuable materials from the debris.⁴⁸ By 2025, the U.N. expects e-waste to grow by 500 percent globally.⁴⁹ Similar to e-waste that has been shipped globally from the United States, it is possible that some emerging energy technologies (i.e. Li-ion batteries, solar PV cells) will be shipped abroad to be recycled, incinerated, or otherwise disposed, resulting in potential hazards and health impacts on workers and communities from products that were produced for and used in California.

The following chapters will review each energy technology of focus, highlighting important impacts, exposures, and hazards. Potential risk is noted when possible, though risk can be difficult to determine based on the availability of relevant information. These chapters do not include every material used in technology components, as the focus will be on those components that have been highlighted by research as potentially hazardous.

48 Duncan McCann and Annelaure Wittmann, "E-Waste Prevention, Take-Back System Design and Policy Approaches," Step Green Paper Series (United Nations University, February 13, 2015), <http://www.step-initiative.org/publications.html>.

49 Ibid.

CHAPTER 2:

Solar Photovoltaics

2.1 Solar Photovoltaics in California

The Energy Commission estimated that California generated 16,000 GWh of electricity from solar photovoltaic (PV) in 2016, roughly 6% of the energy mix.⁵⁰ To reach the state's ambitious renewable energy goals, models predict that this could grow to 57,000 GWh by 2030, growing to 16% of the state's energy mix.⁵¹ In California from 2010 to 2015, installed utility-scale solar PV grew the most of any utility-scale renewable source, from 100 to 5,500 MW.⁵² This growth has been driven in part by significant cost declines, from \$4.10 per watt in 2010 to \$1.80 per watt in 2014, across installed technologies.⁵³ This drop in price aligns with an increase in efficiency, which further decreases the land-use and emissions footprints of facilities. Due to these factors, utility-scale and distributed solar PV are expected to play an integral role in California's future electricity generation.⁵⁴

2.1.1 Overview of Solar Photovoltaics

Solar photovoltaic cells convert sunlight into direct current electricity by transporting electrons across layers of semiconducting materials. To do so, the cells absorb sunlight, which is then used to power electron transport between layers, producing a direct current according to specific properties of the materials used.⁵⁵ Complete solar panels, or modules, are composed of many of these cells interconnected with other components, referred to as the balance of system (BOS). These components include wiring to conduct electricity onto the grid, a frame and encasement to protect the PV cells, mounting materials, and an inverter to translate the direct current produced into the alternating current used on the grid. At a utility-scale solar PV site, many panels are combined and connected to an electrical transmission system for the grid. In distributed systems, a smaller array of panels is connected to the grid from buildings or community installations.

There are many types of PV technologies available on the market that can be used in both utility-scale and distributed systems. Crystalline silicon cells have dominated the solar PV market, though other cell technologies have grown in market capacity. Crystalline silicon cells

50 California Energy Commission. "Renewable Energy - Overview December 2016" (California Energy Commission, December 2016), http://www.energy.ca.gov/renewables/tracking_progress/documents/renewable.pdf.

51 Gregory Brinkman, Jennie Jorgenson, and Marissa Hummon. "California 2030 Low Carbon Grid Study (LCGS): Phase I" (National Renewable Energy Laboratory, 2014), http://lowcarbongrid2030.org/wp-content/uploads/2014/10/LCGS_PhaseI_NRELslides.pdf.

52 Jim Bartridge et al. *Draft 2016 Environmental Performance Report of California's Electrical Generation System*. Staff Report (California Energy Commission, July 2016), <https://efiling.energy.ca.gov/getdocument.aspx?tn=212338>.

53 Ibid.

54 Ibid.

55 Francesca Ferrazza. "Crystalline Silicon: Manufacture and Properties." *Practical Handbook of Photovoltaics: Fundamentals and Applications*, 2012, 79.

were at a peak among all solar technologies in 2005, with 95% of the market share.⁵⁶ By 2010, this had dropped to 85%, but has since grown again to just over 95% in 2015.⁵⁷ One model of projected market shares for different PV technologies from the International Renewable Energy Agency is shown in Table 4.

Table 4: Modeled Market Share of PV Panel Technologies

Technology		2014	2020	2030
Silicon-Based (c-Si)	Monocrystalline	92%	73.30%	44.80%
	Polycrystalline			
	Ribbon			
	Amorphous			
Thin Films	CIGS	2%	5.20%	6.40%
	CdTe	5%	5.20%	4.70%
Other	Concentrating solar PV (CPV)	1%	1.20%	0.60%
	Organic PV/dye-sensitized cells (OPV)		5.80%	8.70%
	Crystalline silicon (Advanced c-Si)		8.70%	25.60%
	CIGS alternatives, perovskite		0.60%	9.30%

Source: Stephanie Weckend, Andreas Wade, and Garvin Heath, *End-of-Life Management: Solar Photovoltaic Panels*, International Renewable Energy Agency, June 2016.

The following section discusses potential health impacts across the life cycle of selected PV technologies. The two types of silicon-based panels included in this report are monocrystalline (mono-Si) and polycrystalline (poly-Si, also known as multicrystalline), which differ based on the number of silicon crystals in each cell – a single crystal for mono-Si and many for poly-Si. This report will also cover cadmium telluride (CdTe) and copper indium gallium selenide (CIGS) thin films. For third-generation PV technologies, common perovskite solar cells (PVCs) will be discussed briefly, though limited information is available on potential exposures and impacts across those life cycles.

As all these cells have varying material input and manufacturing processes, these first two life cycle stages will be discussed separately for each cell type. Hazards and potential risk related to the transport, installation, maintenance and use, and decommissioning and disposal stages will be combined, as major impacts are expected to be similar across technologies, depending on the scale of distribution. Potential hazards and emissions were catalogued from existing resources in which there may be gaps in materials reported or outdated information. As the solar industry is expanding quickly, materials and exposures continue to change, and more

⁵⁶ Edgar G. Hertwich, Jacqueline Aloisi de Larderel, and Sangwon Suh. *Green Energy Choices: The Benefits, Risks, and Trade-Offs of Low-Carbon Technologies for Electricity Production*. (United Nations Environmental Programme, 2016), http://www.unep.org/resourcepanel/Portals/50244/publications/Summary_for_Policy_Makers_GHG_I.pdf.

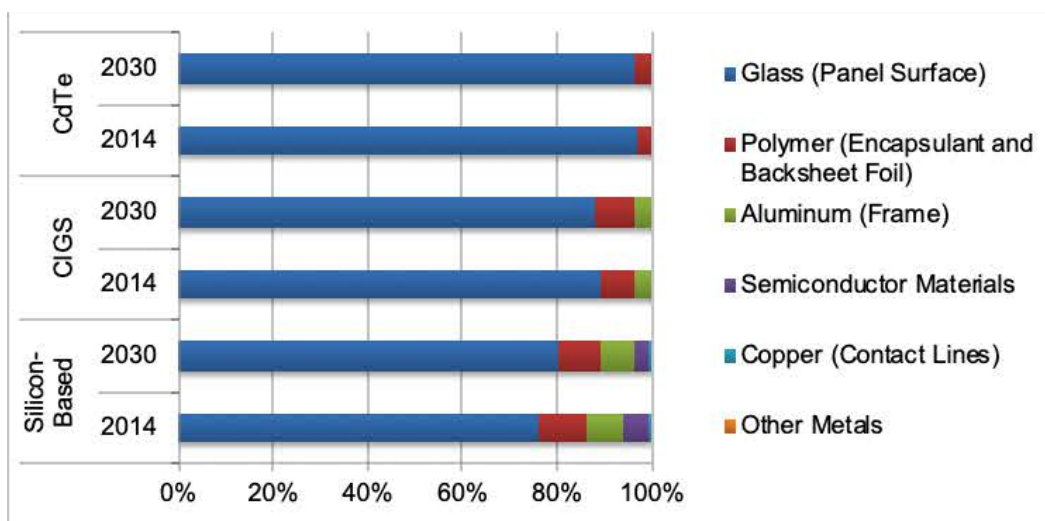
⁵⁷ Fraunhofer Institute for Solar Energy Systems, ISE. *Photovoltaics Report*. (Freiburg, June 6, 2016), <https://www.ise.fraunhofer.de/de/downloads/pdf-files/aktuelles/photovoltaics-report-in-englischer-sprache.pdf>.

recent inventories and hazard assessments of PV materials are necessary to ensure optimal worker and community health.

2.2 Raw Material Extraction and Materials Preparation

A complete PV panel includes many material inputs. Common materials found in silicon-based, CIGS, and CdTe panels are shown in Figure 6. Electricity-conducting cells require materials that are capable of absorbing light across the spectrum of solar insolation, while being good electrical and chemical insulators, with high electrical resistivity and low saturation current density.⁵⁸ Table 5 displays common primary materials in PV panels and the top countries producing them in 2014. California is not a primary extractor or producer of any of these materials, and PV manufacturing is not among the leading industries in demand for these materials.⁵⁹

Figure 6: PV Material Inputs by Percentage of Panel Weight



Source: Stephanie Weckend, Andreas Wade, and Garvin Heath, "End-of-Life Management: Solar Photovoltaic Panels" International Renewable Energy Agency, June 2016.

Table 5: Top Producers of PV Materials 2014

Raw Material	Top Producing Countries
Silica	China, Russia, United States, Norway, France
Zinc	China, Peru, Australia, United States, India
Copper	Chile, China, Peru, United States, DRC
Cadmium	China, South Korea, Japan, Kazakhstan, Mexico

58 K. Summers and J. Radde. *Potential Health and Environmental Impacts Associated with the Manufacture and Use of Photovoltaic Cells*. PIER Final Project Report (Tetra Tech, Inc., August 2004), <http://citeseerx.ist.psu.edu/viewdoc/download?doi=10.1.1.439.1726&rep=rep1&type=pdf>.

59 Vasilis Fthenakis, Wenming Wang, and Hyung Chul Kim. "Life Cycle Inventory Analysis of the Production of Metals Used in Photovoltaics," *Renewable and Sustainable Energy Reviews* 13, No. 3 (April 2009): 493-517, doi:10.1016/j.rser.2007.11.012.

Tellurium	United States, Russia, Japan, Sweden, Peru
Selenium	China, Japan, Germany, Belgium, Russia
Gallium	China, Ukraine, Japan, Russia, Hungary
Aluminum	China, Russia, Canada, UAE, India
Lead	China, Australia, United States, Peru, Mexico
Nickel	Philippines, Australia, Canada, Indonesia, New Caledonia
Tin	China, Indonesia, Myanmar, Peru, Bolivia
Silver	Mexico, Peru, China, Australia, Chile
Molybdenum	China, United States, Chile, Peru, Mexico
Bauxite	Australia, China, Brazil, India, Guinea

Source: USGS, 2017

The following sections discuss the major occupational and public health concerns related to chemical and mineral exposures during material extraction and processing for silicon-based and thin film PV panels. Only major chemical exposures of specific semiconductor and BOS materials will be discussed. Physical hazards related to mining are summarized in Section LCA.1. There are limited publicly available data on extraction statistics for PV manufacturers, so more research is needed into the potential for the PV industry to affect hazards related to metal and mineral mining as it continues to grow.

2.2.1 Common Components Across PV Technologies

Some materials are common across technologies, as glass, plastic, aluminum, and copper are main components of modules and BOS. The most common component of solar PV modules is glass, a material made from silica. While only a small portion of mined silica is used in PV semiconductor materials, a larger portion is refined for glass components of PV panels. Common health hazards resulting from the production of glass include exposure to noise and PM.⁶⁰ Exposure to silica dust is covered later in Section 2.2.2.1; however, significant chronic effects such as decreased pulmonary function, lung disease, and silicosis are well known.⁶¹

Another common material found in PV panels is aluminum, which is produced from bauxite ore. Though this ore is considered chemically inert, the processing stages used to derive aluminum can lead to carcinogenic polycyclic aromatic hydrocarbon (PAH) emissions.⁶² There is need for further studies regarding the association of aluminum processing with occupational asthma and lung disease. Aluminum smelting releases benzo[a]pyrene (BaP), which presents a lung cancer risk to workers and, potentially, surrounding communities.⁶³ Aluminum mining and smelting have led to increased emissions of criteria pollutants in surrounding communities and to increased levels of PM- and SO₂-related asthma and bronchiolitis incidence.⁶⁴

Furthermore, copper is found throughout PV components, including wiring. Copper mining and processing have well-known environmental and health impacts. Similar to other materials in solar PV, only a small percentage of globally produced copper will be used in solar PV. In considering life-cycle toxicities of PV applications, however, copper extraction cannot be ignored. According to the U.S. EPA, the largest processing wastes from metal production in the United States results from copper mining, and these tailings can have high acid, metal, and

60 Abdel Rasoul GM. "Some Health Disorders Among Workers in a Glass Factory." *Occupational Medicine & Health Affairs* 1, No. 2 (2013), doi:10.4172/2329-6879.1000106.

61 OSHA, "'Crystalline Silica Exposure:' Health Hazard Information for General Industry Employees," Government Agency Website, United States Department of Labor, Occupational Safety and Health Administration, (2002), <https://www.osha.gov/Publications/osha3176.html>.

62 James C. Wesdock and Ian M. F. Arnold. "Occupational and Environmental Health in the Aluminum Industry: Key Points for Health Practitioners." *Journal of Occupational and Environmental Medicine* 56 (May 2014): S5-11, doi:10.1097/JOM.0000000000000071.

63 Stephen Claude Martin and Claude Larivière, "Community Health Risk Assessment of Primary Aluminum Smelter Emissions." *Journal of Occupational and Environmental Medicine* 56 (May 2014): S33-39, doi:10.1097/JOM.0000000000000135.

64 Ibid.

radionuclide concentrations.⁶⁵ These can cause environmental damage if uncontained, while exposing individuals involved in processing to radium, thorium, and uranium, which can lead to cancer and potentially harmful genetic alterations.⁶⁶ Copper smelting can release PM and SO₂ into the air, along with trace elements like arsenic, cadmium, and mercury.⁶⁷ PM and sulfur oxides are well-known criteria pollutants that can lead to coughing, wheezing, and difficulty breathing in acute exposures, with chronic exposure potentially leading to asthma and decreased lung and airway function.⁶⁸ Arsenic, cadmium, and mercury exposures through air emissions can lead to cancer, systemic organ damage, and decreased neurological development in children.⁶⁹ Cohort studies have found excess mortalities in copper miners resulting from lung cancer.⁷⁰

Zinc is commonly found in small amounts throughout different module types.⁷¹ Globally, it is estimated that between 462 million and 1,380 million kilograms (kg) of zinc are released annually into the environment from zinc mining and smelting, with the potential to contaminate local water, soil, and crops with the by-product cadmium.⁷² In the United States, which was the fourth largest global producer of zinc in 2015, major health-related concerns associated with zinc mining and smelting involve the large amount of waste generated and the potential for these wastes to be disposed of on surrounding land.⁷³ The resulting wastes can include concentrated levels of naturally occurring radioactive materials like uranium, thorium, radium, and radon while exposing miners and surrounding populations to other toxics like arsenic.⁷⁴

Nickel can also be used in PV applications. This element occurs naturally in laterite or sulfide ores and can be leached from rock stores at high temperature and pressure. Nickel exposure can lead to dermatitis and respiratory irritation, and nickel compounds are considered human

65 U.S. EPA, "TENORM: Copper Mining and Production Wastes," Government Agency Website, U.S. EPA Radiation Protection, (September 14, 2016), <https://www.epa.gov/radiation/tenorm-copper-mining-and-production-wastes>.

66 U.S. EPA, "Radiation Health Impacts," Government Agency Website, U.S. EPA Radiation Protection, (July 21, 2016), <https://www.epa.gov/radiation/radiation-health-effects>.

67 Stanislaw Dudka and Domy C. Adriano. "Environmental Impacts of Metal Ore Mining and Processing: A Review." *Journal of Environmental Quality* 26 (May 1997): 590-602.

68 U.S. EPA, "Criteria Air Pollutants," Government Agency Website, U.S. EPA, (April 3, 2017), <https://www.epa.gov/criteria-air-pollutants>.

69 M. Hutton. "Human Health Concerns of Lead, Mercury, Cadmium, and Arsenic," in *Lead, Mercury, Cadmium, and Arsenic in the Environment* (John Wiley & Sons Ltd., 1987), https://dgc.carnegiescience.edu/SCOPE/SCOPE_31/SCOPE_31_2.01_Chapter6_53-68.pdf.

70 Ruoling Chen, Li Wei, and Huaming Huang. "Mortality from Lung Cancer Among Copper Miners." *British Journal of Industrial Medicine* 50, no. 6 (1993): 505-509; Masanori Kuratsune et al. "Occupational Lung Cancer Among Copper Smelters." *International Journal of Cancer* 13, No. 4 (April 15, 1974), doi:10.1002/ijc.2910130415.

71 Stephanie Weckend, Andreas Wade, and Garvin Heath. *End-of-Life Management: Solar Photovoltaic Panels*. (International Renewable Energy Agency, June 2016), http://www.irena.org/DocumentDownloads/Publications/IRENA_IEAPVPS_End-of-Life_Solar_PV_Panels_2016.pdf.

72 Xiuwu Zhang et al. "Impacts of Lead/Zinc Mining and Smelting on the Environment and Human Health in China," *Environmental Monitoring and Assessment* 184, No. 4 (April 2012): 2261-73, doi:10.1007/s10661-011-2115-6.

73 U.S. EPA. *2015 Toxics Release Inventory National Analysis*. (U.S. Environmental Protection Agency, January 2017), https://www.epa.gov/sites/production/files/2017-01/documents/tri_na_2015_complete_english.pdf.

74 U.S. EPA, "TENORM: Copper Mining and Production Wastes," U.S. EPA Radiation Protection, 2003, <https://www.epa.gov/sites/production/files/2015-04/documents/mineguide.pdf>.

carcinogens.⁷⁵ Exposures during the processing phase of nickel have also been found to have respiratory, pulmonary, and neurological impacts on those exposed.⁷⁶

Finally, silver can be found throughout PV applications, and the PV industry uses a significant share of virgin silver.⁷⁷ During silver refining, exposure to dust containing high levels of silver compounds (i.e. silver nitrate or silver oxide) can lead to trouble breathing, dermatitis, respiratory tract irritation, and stomach pain.⁷⁸

2.2.2 Semiconductor Materials

2.2.2.1 Silicon-Based Modules

For silicon-based panels, the most significant hazards of the extraction stage are related to silica and lead mining. Poly-Si and mono-Si semiconductors include similar material inputs, a large proportion of which is silicon, which then must be processed to achieve the desired purity level of silicon for PV.⁷⁹ In most cases, silica is extracted through open-pit and dredge mining, often produced as a by-product of other mining operations.⁸⁰ Most silicon-based panels are produced in Asia, but some sand mining, metallurgical silicon, and polysilicon refining occur in the United States. Open pit and dredging processes can produce high levels of dust, exposing workers directly to respirable silica. Dust may also travel from mining sites, but the impacts on communities surrounding silica recovery sites are not well defined.⁸¹ Administrative and engineering dust controls are known to be effective, but studies demonstrate that while exposures may be decreased, miners continue to be at risk.⁸² The health impacts of such silica exposure are well known, including silicosis, bronchitis, lung cancer, greater susceptibility to tuberculosis, and possible renal failure.⁸³ Silicosis can manifest as difficulty breathing, chest pain, and coughing, and it can develop into respiratory failure and death.⁸⁴ Silicosis risk can be reduced with protective equipment like respirator masks and dust-reduction practices like

75 ATSDR. *Toxicology Profiles: Nickel*. Government Agency Website, Agency for Toxic Substances and Disease Registry, (August 2005), <https://www.atsdr.cdc.gov/phs/phs.asp?id=243&tid=44>.

76 M. Cempel and G. Nikel. "Nickel: A Review of Its Sources and Environmental Toxicology." *Polish Journal of Environmental Studies* 15, No. 3 (2006): 375-382.

77 Dustin Mulvaney, Comments and Edit on Solar PV Chapter, Written, June 9, 2017.

78 ATSDR. *Toxicology Profiles: Silver*. Government Agency Website, Agency for Toxic Substances and Disease Registry, (December 1990), <https://www.atsdr.cdc.gov/PHS/PHS.asp?id=537&tid=97>.

79 Branch of Industrial Minerals. *Crystalline Silica Primer*. (U.S. Department of the Interior, US Bureau of Mines, 1992).

80 Thomas P. Dolley and Wallace P. Bolen. "U.S. Geological Survey Minerals Yearbook: Silica." (U.S. Geological Survey, 2000), <https://minerals.usgs.gov/minerals/pubs/commodity/silica/780400.pdf>.

81 Minnesota Department of Health. "Silica Sand Mining & the Environment. (Minnesota Department of Health, Site Assessment and Consultation Unit, June 2014), <http://www.health.state.mn.us/divs/eh/hazardous/topics/silica/ssmenviro.pdf>.

82 Weihong Chen et al. *Long-Term Exposure to Silica Dust and Risk of Total and Cause-Specific Mortality in Chinese Workers: A Cohort Study*. ed. Naftali Kaminski, PLoS Medicine 9, no. 4 (April 17, 2012): e1001206, doi:10.1371/journal.pmed.1001206.

83 OSHA. "'Crystalline Silica Exposure:' Health Hazard Information for General Industry Employees." OSHA, "Protect Yourself: Silicosis," Government Agency Website, United States Department of Labor, Occupational Safety and Health Administration, (n.d.), <https://www.osha.gov/Publications/silicosis.html>.

84 OSHA. "OSHA 3267-09N-05."

surface-wetting and improved ventilation.⁸⁵ Despite these controls, silicosis prevalence in China has been increasing, and 8,095 cases were confirmed in 2013.⁸⁶ Only a small portion of mined silica is used in PV semiconductor manufacturing, but a portion is also refined for glass components of PV panels. The risks for miners, therefore, remain significant given the importance of silicon to the PV industry and the expected growth of PV in California.⁸⁷

The processing of silica to form silicon used in PV modules can be separated into two steps. First, silica undergoes carbothermic reduction to produce metallurgical silicon, which can expose workers to silica fumes (or amorphous silicon) if furnaces do not have proper protective hoods and venting.⁸⁸ Because it is difficult to separate amorphous silicon inhalation from that of crystalline silica in most occupational settings, there are few epidemiological studies assessing amorphous silica fumes specifically. One review found that further human studies were necessary, though chronic bronchitis, chronic obstructive pulmonary disease, and emphysema were likely occupational outcomes.⁸⁹ Other corrosive materials can include acids such as hydrochloric acid, which can cause severe burns and irritation for workers if leaked.⁹⁰

The second step occurs when metallurgical silicon is then further refined to form a high-purity polysilicon for wafer production. Depending on whether chemical or metallurgical processes are used for this step, workers can be exposed to different toxic or corrosive materials. For instance, chemical production of polysilicon can expose workers to chlorosilanes, such as trichlorosilane, which can cause severe irritation and burns to skin, eyes, and respiratory tract depending on the type of exposure. Some facilities will also use silane gas during this stage, which can spontaneously combust, leading to fire or explosion hazards for workers and surrounding communities.⁹¹ This stage can also yield silicon tetrachloride, which, if exposed to local water systems, can create hydrochloric acid, acidifying surrounding water and soil.⁹²

Lead is a metal found in solder, metallization paste, and frit in most crystalline silicon PV modules. The health impacts of lead exposure from mining and processing are well known and

85 Ibid.

86 Lap Ah Tse et al. "Prediction Models and Risk Assessment for Silicosis Using a Retrospective Cohort Study Among Workers Exposed to Silica in China." *Scientific Reports* 5 (June 19, 2015): 11059, doi:10.1038/srep11059.

87 Dustin Mulvaney et al. *Toward a Just and Sustainable Solar Energy Industry.* San Jose: Silicon Valley Toxics Coalition, 2009, <http://staging.community-wealth.org/sites/clone.community-wealth.org/files/downloads/paper-mulvaney-et-al.pdf>.

88 B. S. Xakalashé and M. Tangstad. *Silicon Processing: From Quartz to Crystalline Silicon Solar Cells,* ed. R. T. Jones and P. den Hoed (Southern African Pyrometallurgy 2011, Johannesburg: Southern African Institute of Mining and Metallurgy, 2011), <http://pyrometallurgy.co.za/Pyro2011/Papers/083-Xakalashé.pdf>.

89 R. Merget et al. "Health Hazards due to the Inhalation of Amorphous Silica." *Archives of Toxicology* 75, No. 11-12 (January 2002): 625-34, doi:10.1007/s002040100266.

90 Xakalashé and Tangstad. *Silicon Processing: From Quartz to Crystalline Silicon Solar Cells.* NIOSH, "Occupational Health Guideline for Hydrogen Chloride." (National Institute for Occupational Safety and Health, September 1978), <https://www.cdc.gov/niosh/docs/81-123/pdfs/0332.pdf>.

91 NIOSH. "Preventing Adverse Health Effects from Exposure to: Dimethylformamide (DMF)," Government Agency Website, National Institute for Occupational Safety and Health, (June 6, 2014), <https://www.cdc.gov/niosh/docs/90-105/default.html>; Tetyana Nychporuk and Mustapha Lemiti. *Silicon-Based Third Generation Photovoltaics.* (INTECH Open Access Publisher, 2011).

92 Dustin Mulvaney. "Solar Energy Isn't Always as Green as You Think." *IEEE Spectrum.* November 13, 2014, <http://spectrum.ieee.org/green-tech/solar/solar-energy-isnt-always-as-green-as-you-think>.

include nervous system effects, cognitive dysfunction, and impaired kidney function.⁹³ In the short term, acute lead exposure can lead to abdominal pain, constipation, tiredness, headaches, memory loss, and irritability. More chronic exposures can lead to forgetfulness, nausea, and depression, as well as high blood pressure, heart disease, kidney disease, and reduced fertility.⁹⁴ Lead is defined as “probably a human carcinogen” by the International Agency for Research on Cancer (IARC).⁹⁵ While only a very small percentage of mined lead is used in PV systems, it continues to be an important occupational and public health concern throughout manufacturing of PV systems.⁹⁶

2.2.2.2 Thin Films

2.2.2.2.1 Cadmium Telluride (CdTe)

CdTe thin films use copper, zinc, cadmium, sulfur, and tellurium as major components of semiconductor materials. Zinc and copper are primary source metals for modules. Cadmium is produced from zinc processing, and cadmium leaching from mining is a serious global concern.⁹⁷ Zinc mines in the United States produce all of the cadmium, germanium, indium, and thorium used in the country, as well as some of the gallium, lead, silver, and gold.⁹⁸ These ores are excavated from underground mines or blasted from above-ground quarries and then processed through crushing, screening, and milling. These processes can produce dust, while releasing cadmium and other materials in tailings, soil, and waste rock.⁹⁹

It is expected that by 2050, 50% of worldwide cadmium production will be for use in PV systems, and cadmium emissions could increase as the industry grows.¹⁰⁰ Cadmium compounds can cause pulmonary edema, nausea, and muscle aches with short-term exposures; chronic exposure is associated with adverse impacts on the respiratory system, kidneys, prostate, and blood.¹⁰¹ Cadmium compounds are also classified as a human carcinogen by the

93 OSHA. “Lead: Health Effects.” Government Agency Website, United States Department of Labor, Occupational Safety and Health Administration, (2016), <https://www.osha.gov/SLTC/lead/healtheffects.html>.

94 NIOSH. “Lead: Information for Workers.” Government Agency Website, National Institute for Occupational Safety and Health, (April 19, 2017), <https://www.cdc.gov/niosh/topics/lead/health.html>.

95 Ibid.

96 ILA. “Lead Uses - Statistics.” International Lead Association, 2012, <http://www.ila-lead.org/lead-facts/lead-uses--statistics>.

97 Donald I. Bleiwas. *Byproduct Mineral Commodities Used for the Production of Photovoltaic Cells*. (U.S. Department of the Interior, U.S. Geological Survey, 2010), <http://pubs.usgs.gov/circ/1365/>; Fthenakis, Wang, and Kim, “Life Cycle Inventory Analysis of the Production of Metals Used in Photovoltaics.”

98 Vasilis M Fthenakis. “Life Cycle Impact Analysis of Cadmium in CdTe PV Production.” *Renewable and Sustainable Energy Reviews* 8, No. 4 (August 2004): 303-34, doi:10.1016/j.rser.2003.12.001.

99 Vasilis M Fthenakis “Life Cycle Impact Analysis of Cadmium in CdTe PV Production.” *Renewable and Sustainable Energy Reviews* 8, No. 4 (August 2004): 303-34, doi:10.1016/j.rser.2003.12.001.

100 Coyle. “The Not-So-Green Renewable Energy: Preventing Waste Disposal of Solar Photovoltaic (PV) Panels.” *Golden Gate University Environmental Law Journal* 4, No. 2 Pacific Region Edition (January 2011), <http://digitalcommons.law.ggu.edu/cgi/viewcontent.cgi?article=1064&context=gguelj>.

101 OSHA. *Cadmium*. (U.S. Department of Labor, Occupational Safety and Health Administration, 2004), <https://www.osha.gov/Publications/osh3136.pdf>.

International Agency for Research on Cancer.¹⁰² U.S. producers of cadmium-containing products generally have waste reduction and management programs. While implementing management best practices can limit exposures in the production and use of cadmium-containing products, ongoing monitoring is required to ensure consistent implementation of these practices.

Tellurium is a by-product from copper refining and is a known eye and skin irritant, and chronic or high exposures can lead to kidney, liver, and nervous system damage.¹⁰³ Tellurium processing from copper can also produce selenium, which can lead to hair loss and neurological abnormalities with chronic exposures.¹⁰⁴

Molybdenum is commonly used to make the back contact for thin films. This element can be mined or produced as a by-product of copper refining.¹⁰⁵ Molybdenum has demonstrated low toxicity in most toxicological and epidemiological studies, though reports from workers involved in molybdenum processing have found exposure to the element can be associated with increased blood uric acid concentrations, gout-like symptoms, and pneumoconiosis.¹⁰⁶

2.2.1.3 Copper Indium Gallium Selenium (CIGS)

Common materials in CIGS cells are zinc, copper, indium, gallium, selenium, cadmium, and molybdenum.¹⁰⁷ The production of CIGS in the United States and globally is much smaller than that of CdTe. Hazards related to zinc and copper mining pertain to these technologies. Indium is also produced from processing zinc, though it can take the form of trimethylindium, a highly reactive material capable of spontaneous combustion.¹⁰⁸ Selenium is produced as a by-product during electrolytic refining of copper. Chronic exposure to selenium can cause selenosis, which can lead to hair loss and neurological abnormalities.¹⁰⁹

Gallium is produced globally by processing bauxite ore to form aluminum, though it can also be recovered during zinc processing. According to the U.S. Geological Survey, gallium is naturally available in high quantities but is not produced in the United States.¹¹⁰ In elemental form, it has limited toxicity, but more than 95% consumed in the United States is in the form of gallium

102 IARC. *Cadmium and Cadmium Compounds*. Monograph (International Agency for Research on Cancer, 2012), <https://monographs.iarc.fr/ENG/Monographs/vol100C/mono100C-8.pdf>.

103 N.J. Department of Health. "Hazardous Substance Fact Sheet: Tellurium" (New Jersey Department of Health, April 2009), <http://nj.gov/health/eoh/rtkweb/documents/fs/1777.pdf>; Fthenakis, "Life Cycle Impact Analysis of Cadmium in CdTe PV Production," August 2004.

104 Mulvaney et al. *Toward a Just and Sustainable Solar Energy Industry*.

105 USGS. "Molybdenum: Statistics and Information," Government Agency Website, U.S. Geological Survey Minerals Information, (2017), <https://minerals.usgs.gov/minerals/pubs/commodity/gallium/>.

106 Adolf Vyskocil and Claude Viau. "Assessment of Molybdenum Toxicity in Humans." *Journal of Applied Toxicology* 19, no. 3 (1999): 185-192.

107 Fthenakis, Wang, and Kim *Life Cycle Inventory Analysis of the Production of Metals Used in Photovoltaics*.

108 Mulvaney et al. *Toward a Just and Sustainable Solar Energy Industry*.

109 Ibid.

110 Bleiwas, *Byproduct Mineral Commodities Used for the Production of Photovoltaic Cells*.

arsenide.¹¹¹ GaAs is a chemical included in California's Proposition 65 list of chemicals that cause cancer or reproductive toxicity.¹¹² The International Agency for Research on Cancer classifies arsenic containing compounds, including GaAs, as carcinogenic to humans.¹¹³

2.2.2.3 Perovskite Solar Cells

Of the myriad of new PV technologies being researched, perovskite solar cells (PVCs) have had a rapid development, reaching high efficiencies (i.e. 22% for some chemistries being researched) quickly.¹¹⁴ Common materials in emerging perovskite solar cells include methylammonium or formamidinium, both halides containing carbon, hydrogen, and nitrogen.¹¹⁵ These cells are named after a particular crystal structure that these halides components form.

Methylammonium lead halides are common in high-efficiency perovskite cells.¹¹⁶ Though these cells will use a small percentage of the lead produced globally, the environmental and health concerns of lead processing discussed above in Section 2.2.2.1 should be considered as risks in the life cycle. Research into lead replacements is ongoing, and some studies have found tin as a promising substitute.¹¹⁷ Though only a small percentage of global tin would be directed toward perovskite solar cells, tin mines are well known for environmental degradation, landslides, and high injury rates for miners.¹¹⁸ Exposure to small amounts of tin is not harmful, but ingesting large quantities of the element can lead to stomach aches, anemia, and liver and kidney problems.¹¹⁹ In some perovskite chemistries, organolead and organotin compounds are used, which have higher fat solubility than the associated elemental counterparts and, therefore, higher dermal and respiratory absorptions.¹²⁰ Additional materials that can be used to form perovskite cells, such as methylamine and hydroiodic acid, are known skin and respiratory irritants.¹²¹

111 USGS. "Gallium: Statistics and Information." Government Agency Website. U.S. Geological Survey Minerals Information (2017), <https://minerals.usgs.gov/minerals/pubs/commodity/gallium/>.

112 OEHHA. "The Proposition 65 List." California State Government Agency, Office of Environmental Health Hazard Assessment, (January 27, 2017), <https://oehha.ca.gov/proposition-65/proposition-65-list>.

113 IARC. "Gallium Arsenide"; Bomhard et al. *Evaluation of the Carcinogenicity of Gallium Arsenide*.

114 Shida Yang et al., "Recent Advances in Perovskite Solar Cells: Efficiency, Stability and Lead-Free Perovskite," *Journal of Materials Chemistry*, February 21, 2017, doi:10.1039/C7TA00366H.

115 Yang Yang and Jingbi You, "Make Perovskite Solar Cells Stable," *Nature Comment* (April 11, 2017), <https://www.nature.com/news/make-perovskite-solar-cells-stable-1.21807>.

116 Ibid.

117 Aslihan Babayigit et al. "Assessing the Toxicity of Pb- and Sn-Based Perovskite Solar Cells in Model Organism Danio Rerio." *Scientific Reports* 6, No. 1 (May 2016), doi:10.1038/srep18721.

118 Kate Hodal "Death Metal: Tin Mining in Indonesia" *The Guardian*, November 23, 2012, <https://www.theguardian.com/environment/2012/nov/23/tin-mining-indonesia-bangka>.

119 ATSDR. "Toxicology Profiles: Tin," Government Agency Website, Agency for Toxic Substances and Disease Registry, (August 2005), <https://www.atsdr.cdc.gov/phs/phs.asp?id=541&tid=98>.

120 Aslihan Babayigit et al. "Toxicity of Organometal Halide Perovskite Solar Cells." *Nature Materials* 15, No. 3 (2016): 247-251.

121 NIOSH. "Methylamine," Government Agency Website, National Institute for Occupational Safety and Health, (December 4, 2014), <https://www.cdc.gov/niosh/idlh/74895.html>; NJ Department of Health, "Hazardous Substance Fact

2.3 Manufacture

As mentioned, most PV manufacturing occurs outside California, and the majority occurs in Asia. The United States produced less than 3% of solar PV sold globally in 2015.¹²² While this means that the majority of occupational and environmental health risks associated with panel manufacture will impact primarily populations outside the United States, the United States remains an important manufacturer of PV products, which could increase in the future. In this way, domestic impacts cannot be overlooked.

This section discusses the potential public and occupational health impacts related to solar PV manufacture of both silicon-based and thin film technologies. As the industry expands, new products are coming on-line, and manufacturing locations, processes, and materials are changing, creating a need for additional research on the potential health and safety impacts across PV panel manufacture.

A key hazard in manufacturing is the inhalation of potentially toxic fumes, such as the irritant hydrogen selenide in CIGS manufacture. Workers can also contact corrosive liquids or flammable gases from system leaks, which can present chemical burn hazards. With appropriate engineering controls, toxic air emissions should not impact nearby local communities.¹²³ Most life cycle assessments of solar PV that include a human toxicity measure assume that available safety protocols for manufacturing hazards are in place. However, these protections are not always present or functioning, particularly in developing countries.¹²⁴

Even in domestic manufacturing, these protections are not always adequate, as was the case when the Georgia-based solar company Suniva outsourced some of its manufacturing to inmates in federal prisons.¹²⁵ Though there are many potentially hazardous chemicals, gases, and metals throughout the PV manufacturing process, these are mainly a concern for workers in manufacturing facilities and, in cases of leaked effluent or facility fire, for communities surrounding these facilities.¹²⁶ The final PV product is encased in glass, preventing leaching of materials during end use.

2.3.1 Silicon-Based Panels

The process for manufacturing silicon-based panels from polysilicon includes wafer production, cell-component manufacture from wafers and other inputs, and addition to components to complete the module. Workers face physical and mechanical hazards related to noise and heavy machinery use. Injuries from broken glass are also an occupational safety

Sheet: Hydroiodic Acid” (New Jersey Department of Health, June 2001), <http://nj.gov/health/eoh/rtkweb/documents/fs/1009.pdf>.

122 Fraunhofer Institute for Solar Energy Systems. *ISE Photovoltaics Report*.

123 Summers and Radde *Potential Health and Environmental Impacts Associated with the Manufacture and Use of Photovoltaic Cells*.

124 Mulvaney. “Solar Energy Isn’t Always as Green as You Think.”

125 Nicholas Groom. “Prison Labor Helps U.S. Solar Company Manufacture at Home.” *Reuters*. June 10, 2015, Online edition, <http://www.reuters.com/article/us-solar-prison-suniva-insight-idUSKBN0OQ0DT20150610>.

126 Summers and Radde. *Potential Health and Environmental Impacts Associated with the Manufacture and Use of Photovoltaic Cells*.

concern. These can be protected against with proper training and safety measures, though the extent to which these are in place globally is unknown. The nature of chemical hazards is process- and place-dependent, as some countries have better occupational safety regulations than others.

To produce mono-Si and poly-Si modules, the high-purity silicon refined from quartz during materials preparation has to be made into a wafer. This involves crystallization, which can be achieved through several techniques. Czochralski crystallization is commonly used for mono-Si panels, while there are many processes used to form poly-Si wafers.¹²⁷ The main occupational exposures during this phase result from solvent use, which can expose workers to corrosive substances like nitric acid, sodium hydroxide, and hydrofluoric acid.¹²⁸ If leaks occur, these could also pollute areas surrounding manufacturing facilities.¹²⁹ In August 2011, a Chinese factory leaked hydrofluoric acid into a nearby river, killing hundreds of fish and polluting waters used by local farmers.¹³⁰ When silicon is cut into wafers, workers can be exposed to kerf dust, if the cutting is not done in mineral oil to prevent dust.¹³¹ Inhalation of such dust could lead to potential health impacts from silica and amorphous silicon inhalation discussed above.

Manufacturing cells from wafers includes etching the wafers to remove damaged areas and to optimize light absorption.¹³² Finishing the PV cell includes emitter diffusion, application of non-reflective layers, and metal contact formation and firing.¹³³ Application of the nonreflective layer can use silane gas, which, as mentioned above, is highly flammable.¹³⁴ To complete the module, cells can be soldered together with copper wire, in some cases using lead-containing solders. If this lead is released into the environment, it can pose environmental and human health risks described above. The contact formation and stages can also include screen-printing with silver and aluminum.

2.3.2 Thin Films

2.3.2.1 CdTe

U.S. producer First Solar produces its Series 4 CdTe thin films through an automated, multistep process beginning with a glass layer with a transparent conducting oxide. The transparent conducting oxide used can be indium tin oxide, about which very little information is available regarding toxicity.¹³⁵ A graded absorber layer made up of CdSeTe is then deposited through vapor transport deposition, followed by sputter deposition of the ZnTe back contact. A

127 Ferrazza. "Crystalline Silicon."

128 Ibid.

129 Mulvaney. "Solar Energy Isn't Always as Green as You Think."

130 Ibid.

131 *Mulvaney et al. Toward a Just and Sustainable Solar Energy Industry.*

132 Ferrazza. "Crystalline Silicon."

133 Xakalashé and Tangstad. "Silicon Processing: From Quartz to Crystalline Silicon Solar Cells."

134 Ibid.; NIOSH. "Preventing Adverse Health Effects from Exposure to: Dimethylformamide (DMF)."

135 Bomhard. "The Toxicology of Indium Tin"

stepwise process of lasering is then used to insulate each cell, deposit the back contact (can be made from molybdenum), and isolate the rear cells for application of edge seals, encapsulant, laminate materials, and back glass.¹³⁶

Major health concerns from CdTe manufacturing include occupational exposure to cadmium and cadmium compounds, which are carcinogens and can have other chronic health effects. There is also the potential for cadmium to leach into soil and water and to be taken up by crops surrounding a manufacturing facility.¹³⁷ For instance, potential exposure to cadmium chloride in CdTe manufacture is extremely toxic, leading to severe respiratory tract and digestive system irritation with acute exposure, while being classified as a carcinogen, mutagen, and teratogen.¹³⁸ Cadmium chloride is also highly soluble in water, which could allow for groundwater pollution and surrounding community impacts.¹³⁹ Similar to silicon-based modules, workers face physical and mechanical hazards related to noise and heavy machinery use. Injuries from broken glass are also a major occupational safety concern, and there is the potential for occupational exposures to corrosive substances like sulfuric acid.

CdTe thin film manufacture also uses substances with unknown toxicological profiles, like CdTe and indium tin oxide (ITO). In some studies, it is often assumed that CdTe has similar toxicity to other cadmium compounds. Though studies have determined that CdTe can be less toxic than cadmium, the toxicological properties have not been fully defined.¹⁴⁰ Indium tin oxide also requires more research for potential health impacts.¹⁴¹

2.3.2.2 CIGS

To produce CIGS thin films, copper, indium, gallium, and hydrogen selenide are mixed and deposited on a glass substrate. The specific processes involved vary across producers but will include the attachment of a back electrode (commonly from molybdenum) and a transparent conductive oxide (often zinc oxide). A buffer layer, which has been made from CdS in the past, is also added. The final cell is etched, laminated, and cleaned before adding aluminum encasements.¹⁴²

Occupational health risks occur across these manufacturing stages. For instance, selenium left over as waste can be inhaled during chamber cleaning, which can cause selenosis, a disorder

136 First Solar. First Solar's Module Manufacturing Process, Video (First Solar, 2016), <https://www.youtube.com/watch?v=DksYJqtNcX8>.

137 Mulvaney et al. "Toward a Just and Sustainable Solar Energy Industry."

138 N.J. Department of Health, "Hazardous Substance Fact Sheet: Cadmium Chloride" (New Jersey Department of Health, August 2016), <http://nj.gov/health/eoh/rtkweb/documents/fs/0308.pdf>.

139 Fthenakis and Zweibel. "CdTe PV."

140 Joseph Zayed and Suzanne Philippe. "Acute Oral and Inhalation Toxicities in Rats with Cadmium Telluride." *International Journal of Toxicology* 28. No. 4 (2009).

141 Bomhard, "The Toxicology of Indium Tin Oxide."

142 Daniel A. Eisenberg et al. "Comparative Alternative Materials Assessment to Screen Toxicity Hazards in the Life Cycle of CIGS Thin Film Photovoltaics." *Journal of Hazardous Materials* 260 (September 2013): 534-42, doi:10.1016/j.jhazmat.2013.06.007.

known for systemic nerve damage, hair loss, and gastrointestinal distress.¹⁴³ There is also the potential for occupational exposures to selenium oxide, which is a known mutagen, and can irritate the eyes, skin, and respiratory tract.¹⁴⁴ Higher exposures can lead to pulmonary edema and neurological effects.¹⁴⁵ Cadmium chloride and cadmium sulfide may also be used; both are known carcinogens and can irritate the respiratory and digestive tracts.¹⁴⁶ In the past, hydrogen selenide was used in manufacturing these films, but it has been phased out in some facilities.¹⁴⁷ This substance is spontaneously combustible and can cause respiratory irritation and nausea if inhaled.¹⁴⁸ Also, ZnO, used as the transparent conducting oxide, can cause the flulike illness “metal flume fever.”¹⁴⁹ The toxicity of the CIGS compound is not well defined; some studies have shown pulmonary toxicity, though further research is needed.¹⁵⁰

2.3.3 Perovskite Solar Cells

As mentioned above, toxicity concerns of perovskite solar cells include the related use of lead and tin compounds. Moreover, the manufacturing of these cells can involve the solvents dimethylformamide (DMF) and dimethylsulfoxide (DMSO).¹⁵¹ DMF is known to cause liver damage when absorbed through the skin, while DMSO absorption through the skin has led to skin irritation and digestive issues in some occupational exposures.¹⁵² These exposures can be prevented with engineering controls, automated processes, and personal protective equipment. Emissions and hazards from perovskite solar cell manufacture will depend on particular cell chemistries and the processes used to create them, and research should prioritize those chemistries with the smallest potential for harmful impacts.

2.4 Transportation

Solar panels need to be transported from manufacturing facilities to the end-use sites. For the transport of large solar panels, occupational exposures include physical hazards, such as load shifts, vehicle rolls, collisions, and potential falls while loading, deloading, and adjusting solar

143 Ibid.

144 Ibid.; NJ Department of Health, “Hazardous Substance Fact Sheet: Selenium Oxide” (New Jersey Department of Health, June 2000), <http://nj.gov/health/eoh/rtkweb/documents/fs/1651.pdf>.

145 NJ Department of Health, “Hazardous Substance Fact Sheet: Selenium Oxide.”

146 NJ Department of Health, “Cadmium Sulfide” (New Jersey Department of Health, February 2017), <http://nj.gov/health/eoh/rtkweb/documents/fs/3081.pdf>; NJ Department of Health, “Hazardous Substance Fact Sheet: Cadmium Chloride.”

147 Eisenberg et al., “Comparative Alternative Materials Assessment to Screen Toxicity Hazards in the Life Cycle of CIGS Thin Film Photovoltaics.”

148 Mulvaney et al., “Toward a Just and Sustainable Solar Energy Industry.”

149 NJ Department of Health, “Hazardous Substance Fact Sheet: Zinc Oxide” (New Jersey Department of Health, January 2007), <http://nj.gov/health/eoh/rtkweb/documents/fs/2037.pdf>.

150 Akiyo Tanaka et al. “Pulmonary Toxicity of Indium Tin Oxide and Copper Indium Gallium Diselenide,” in Materials Research Society Symposium Proceedings (2012 MRS Spring Meeting, San Francisco, CA, 2012), 125–36.

151 Babayigit et al. “Toxicity of Organometal Halide Perovskite Solar Cells.”

152 NIOSH, “Preventing Adverse Health Effects from Exposure to: Dimethylformamide (DMF);” National Library of Medicine, “Dimethyl Sulfoxide: Human Health Effects,” Toxicology Data Network, (April 16, 2015), <https://toxnet.nlm.nih.gov/cgi-bin/sis/search/a?dbs+hsdb:@term+@DOCNO+80>.

panels. These can be amplified with marine transport of panels internationally, as pitching motions from marine vessels can exacerbate these physical hazards.¹⁵³ In addition to physical hazards, solar panel loaders and transporters can also be at risk of chemical exposures if they contact damaged solar cells, as these could potentially leak harmful materials, like cadmium, depending on the type of damage.¹⁵⁴

There are also potential public health impacts from transport of solar panels. These include air quality concerns and GHG emissions from transport vehicles. Because PV panels will be shipped from international and domestic manufacturers, emissions related to ship, rail, and truck transport will apply. A fuller discussion of transport related air emissions and hazards can be found in Section LCA.3.

2.5 Installation

Solar panels can be used in both utility-scale and distributed installations. For utility-scale projects, a major public health concern results from land clearing and preparation that involves leveling and removing local vegetation, requiring herbicides and machinery. This can expose workers and fence line communities to potentially toxic herbicides.¹⁵⁵ Another concern specific to Southern California is the potential for occupational and public exposure to the hazardous fungus *Coccidioides*. Though the actual dispersal of this fungus in southwestern soils is unknown, exposure can occur through soil disturbance during site preparation involved in utility-scale plant installation. This exposure can cause coccidioidomycosis, or valley fever, if inhaled. Exposed individuals show a range of symptoms, from asymptomatic to hospitalization with severe lung or systemic infections.¹⁵⁶ Previously, clusters of coccidioidomycosis have occurred in California workers involved in solar installation construction.¹⁵⁷

Workers involved in utility-scale solar installations are also exposed to physical hazards related to machinery, falls, and heavy-lifting and may be exposed to extreme heat, since most of these installments are in arid areas with high temperatures.^{158, 159} There have been conflicting conclusions in studies of the potential for large-scale PV installations to generate significant

153 EU-OSHA, Occupational Safety and Health in the Wind Energy Sector European Risk Observatory: Report. (Luxembourg: European Agency for Safety and Health at Work, 2013), <http://bookshop.europa.eu/uri?target=EUB:NOTICE:TERO13008:EN:HTML>.

154 M.M. Aman et al. "A Review of Safety, Health and Environmental (SHE) Issues of Solar Energy System." *Renewable and Sustainable Energy Reviews* 41 (January 2015): 1190–1204, doi:10.1016/j.rser.2014.08.086.

155 Ibid.

156 Gail L. Sondermeyer et al. "Coccidioidomycosis-Associated Deaths in California, 2000–2013," *Public Health Reports* 131. No. 4 (2016): 531–535.

157 Jason A. Wilken et al. "Coccidioidomycosis among Workers Constructing Solar Power Farms, California, USA, 2011–2014." *Emerging Infectious Diseases* 21, No. 11 (November 2015): 1997–2005, doi:10.3201/eid2111.150129.

158 Aman et al. "A Review of Safety, Health and Environmental (SHE) Issues of Solar Energy System."

159 Teresa Dayrit. "Comparative Analysis of Environmental Impacts of Utility-Scale and Distributed Solar," Research Brief (PSE Healthy Energy, December 2016), http://www.psehealthyenergy.org/data/Solar_Research_Brief_2016_.pdf.

heat island effects. This is an area requiring further research, but the effects may be site-specific.^{160, 161}

Overall, solar PV facilities are expected to use less water across life cycles than is traditionally used in electricity generation projects.¹⁶² However, water use across utility-scale PV life cycles is highest during installation, and future facilities need to be sited in an informed way, noting potential for water scarcity.¹⁶³ As much of this water use is to control dust and clean modules, changes in common land-use decisions and clearing practices could lessen water use.¹⁶⁴

In distributed solar applications, including rooftop solar, the main hazards are related to occupational exposures. Without proper training and safety mechanisms that resemble general roofing protections, rooftop solar installers can be at risk of falls, lifting injuries, and heat exposure.¹⁶⁵ Anecdotally, there are concerns that solar installers are not receiving the training or safety protections that are required by state law and are commonly implemented in the roofing industry.¹⁶⁶ Roofers and solar installation workers are at very high risk of serious and disabling injuries due to falls from heights. In this way, learning from construction and roofing industries needs to be translated to safety measures for distributed solar installation.¹⁶⁷

160 Vasilis Fthenakis and Yuanhao Yu. "Analysis of the Potential for a Heat Island Effect in Large Solar Farms," in 2013 IEEE 39th Photovoltaic Specialists Conference (PVSC) (IEEE, 2013), 3362-3366, http://ieeexplore.ieee.org/xpls/abs_all.jsp?arnumber=6745171.

161 Greg A. Barron-Gafford et al. "The Photovoltaic Heat Island Effect: Larger Solar Power Plants Increase Local Temperatures." *Scientific Reports* 6, No. 1 (December 2016), doi:10.1038/srep35070.

162 Geoffrey T. Klise et al. "Water Use and Supply Concerns for Utility-Scale Solar Projects in the Southwestern United States," SAND2013-5238. Sandia National Laboratories, 2013, <http://citeseerx.ist.psu.edu/viewdoc/download?doi=10.1.1.490.1952&rep=rep1&type=pdf>.

163 Ibid.

164 Dustin Mulvaney, Interview with Dustin Mulvaney, Conference Call, August 26, 2016.

165 OSHA. "Green Job Hazards: Solar Energy." Government Agency Website. United States Department of Labor, Occupational Safety and Health Administration. (2009), <https://www.osha.gov/dep/greenjobs/solar.html>.

166 Deborah Gold, Interview with Deborah Gold, California Division of Occupational Safety and Health, Phone, February 27, 2017.

167 Evan Nadhim et al. "Falls from Height in the Construction Industry: A Critical Review of the Scientific Literature." *International Journal of Environmental Research and Public Health* 13. No. 7 (June 28, 2016): 638, doi:10.3390/ijerph13070638.

2.6 Use and Maintenance

There are limited impacts related to the use and maintenance of distributed and solar PV installations. For utility-scale projects, workers and the surrounding public can be exposed to fugitive dusts from ongoing land maintenance, though this will be far less than similar exposures during installation. Depending on the land maintenance practices used, workers and fence line communities can be exposed to herbicides and *Coccidioides* spores (Section LCA.4). Fugitive dust can also affect air quality, increasing PM and pollutant emissions from diesel vehicles for surrounding communities.

Maintenance workers in both utility-scale and distributed solar face similar risks as installation workers, related to machinery, falls from heights, heavy lifting, and extreme heat. Exposures to households or first responders if weather or fire damages solar panels on roofs have been assessed for CdTe films, and results have shown little risk.¹⁶⁸ Similar research is needed for other types of panels. For maintenance workers and first responders in emergencies, there will be electric shock risk from installed and operating panels.

Studies have shown that installed solar PV does not increase the fire risk of a building but can make fighting fires more difficult for first responders.¹⁶⁹ The California Department of Forestry and Fire Protection offers training materials for firefighters about precautions that should be taken in responding to emergencies in buildings with PV.¹⁷⁰ As PV solar system technology progresses, additional research is needed on this changing technology and best practices in responding to fires and emergencies with PV-equipped buildings.

Unique among other solar PV technologies, perovskite solar cells present many challenges during use. These cells can degrade in uncontrolled conditions (i.e. on a rooftop), which can lead to leakage of toxic chemicals.¹⁷¹ Depending on cell chemistries, these chemicals could include lead compounds, tin compounds, hydroiodic acid, and methylamine.¹⁷² Research assessing the potential for lead pollution from perovskite degradation has found that resulting lead levels are lower than those from other common industrial emissions, but further research is needed to understand the potential risk in different real world applications.¹⁷³ More information is also needed to catalogue total exposures from perovskite degradation and related toxicologies, as well as the potential for fire to cause harmful and toxic emissions from these cells.¹⁷⁴ Research should also focus on producing cells that do not degrade.

168 Vasilis Fthenakis and Ken Zweibel. "CdTe PV: Real and Perceived EHS Risks," in Prepared for the NCPV and Solar Program Review Meeting. 2003, 5-28, http://www.bollettinoadapt.it/old/files/document/4184paper_05_2003.pdf.

169 CAL FIRE - Office of the State Marshal. "Fire Operations for Photovoltaic Emergencies. (CAL FIRE - Office of the State Marshal, November 2010), <http://osfm.fire.ca.gov/training/pdf/Photovoltaics/Fire%20Ops%20PV%20lo%20resl.pdf>.

170 Ibid.; The California Department of Forestry and Fire Protection - Office of the State Fire Marshal. "FINAL DRAFT Solar Photovoltaic Installation Guideline" (The California Department of Forestry and Fire Protection - Office of the State Fire Marshal, 2008), <http://osfm.fire.ca.gov/pdf/reports/solarphotovoltaicguideline.pdf>.

171 Babayigit et al. "Toxicity of Organometal Halide Perovskite Solar Cells."

172 Ibid.

173 Douglas Fabini, "Quantifying the Potential for Lead Pollution from Halide Perovskite Photovoltaics," *The Journal of Physical Chemistry Letters* 6, no. 18 (September 17, 2015): 3546-48, doi:10.1021/acs.jpcllett.5b01747.

174 Babayigit et al., "Toxicity of Organometal Halide Perovskite Solar Cells."

2.7 Decommissioning and Disposal

Decommissioning and disposal occurs due to damage or at the end of a panel's lifetime, which can be 20 - 30 years.¹⁷⁵ Decommissioning of utility-scale sites will have many of the same hazards to workers and surrounding communities as the installation process, as fugitive dust can expose workers at the site and fence line communities to potentially hazardous herbicides or *Coccidioides* fungi. Workers also face potential hazards from extreme heat, machinery-use, and heavy lifting.

Disposal of silicon-based and thin films can result in significant exposures from leaching of cell components. For instance, there is the potential for silicon-based panels to leach lead from soldering and inverter applications.¹⁷⁶ Leaching of cadmium has been studied and found to be limited from CdTe films.¹⁷⁷ Damaged CIGS were found to leach cadmium, molybdenum, and selenium when exposed to acid rain.¹⁷⁸ Leaching other material inputs is also possible, however, and needs further study. If cell components are incinerated, there is also the potential for hydrogen chloride, dioxin, cadmium, and PM emissions to leach from incinerated plastic components.¹⁷⁹ More research is needed to understand the potential for toxic leaching during different disposal outcomes.

For disposal in California, the Department of Toxic Substances Control (DTSC) is developing regulations - pursuant to SB 489 - that will designate solar panels as universal waste.¹⁸⁰ As such, the new law requires solar PV disposal in a household hazardous waste facility, through a "Take-it-Back Partner," such as a retailer or manufacturer, or at a collection event.¹⁸¹ Until the regulations are completed, solar panels deemed hazardous must be managed as general hazardous waste, and determination as to whether panels are hazardous rests with the waste generator, which includes individuals and installers.¹⁸² This leaves open the possibility for individuals who do not know what materials are included in their solar panels to dispose of potentially hazardous materials improperly.

Many researchers promote the need for recycling mechanisms, not only to prevent chemical leaching from unsafe disposal, but also to recover valuable materials used in PV that can be re-used in future panels and reduce the need for novel material extraction with its concomitant costs and risks. There are concerns that lessons from e-waste disposal, which some believe

175 Vasilis M. Fthenakis, Hyung Chul Kim, and Erik Alsema, "Emissions from Photovoltaic Life Cycles," *Environmental Science & Technology* 42, no. 6 (March 2008): 2168-74, doi:10.1021/es071763q.

176 Mulvaney et al., "Toward a Just and Sustainable Solar Energy Industry."

177 Fthenakis, "Life Cycle Impact Analysis of Cadmium in CdTe PV Production," August 2004.

178 Yannick-Serge Zimmermann et al., "Thin-Film Photovoltaic Cells: Long-Term Metal(loid) Leaching at Their End-of-Life," *Environmental Science & Technology* 47, no. 22 (November 19, 2013): 13151-59, doi:10.1021/es402969c.

179 Neeti Rustagi, S.K. Pradhan, and Ritesh Singh, "Public Health Impact of Plastics: An Overview," *Indian J Occup Environ Med* 15, no. 3 (2011): 100-103.

180 Bill Monning, "Senate Bill No. 489 CHAPTER 419," Pub. L. No. SB 489, § Chapter 6.5, Division 20 Health and Safety Code (2015).

181 DTSC, "Universal Waste Fact Sheet" (Department of Toxic Substances Control, January 2010), <https://www.dtsc.ca.gov/HazardousWaste/UniversalWaste/upload/UniversalWfactsheetfinal.pdf>.

182 Monning, Senate Bill No. 489 CHAPTER 419.

could be responsible for 40% of lead and 70% of heavy metals in landfills, have not been sufficiently applied to solar PV waste.¹⁸³ Much e-waste has been shipped abroad to be dismantled in unsafe conditions, leading to increased toxic exposures internationally for wastes generated in the US.¹⁸⁴ To reduce disposal in US landfills and unsafe conditions abroad, research into recycling processes has begun, and companies like First Solar have programs to recycle key elements of their CdTe panels.¹⁸⁵ Recycling would also reduce the need for increased mining and material extraction as the PV industry continues to expand, confronting the challenge of resource limits for rarer elements like tellurium while also reducing PV's impacts on miners and material processors.¹⁸⁶

Because of solar panels' long lifetime, by 2030 there is expected to be a wave of spent panels that require disposal. Though PV waste is expected to be a burden in the coming years as earlier models reach the end of their life span, damage to current solar installations can lead to the need for disposal earlier than planned, as was the case when a small tornado damaged over 100,000 modules at the Desert Sunlight Solar Project.¹⁸⁷ Many of these were disposed of as hazardous waste instead of recycling due to the damage and resulting potential for contamination.¹⁸⁸

The International Renewable Energy Agency predicted that, globally, there would be 43,500-250,000 tons of PV waste by the end of 2016.¹⁸⁹ This is expected to grow to 5.5-6 million tons of PV waste globally by 2050.¹⁹⁰ Safe and sustainable disposal practices are imperative to prevent both domestic and global emissions of toxic substances from spent PV panels, and to increase the overall sustainability of this industry. Further research into such practices, as well as appropriate policy and regulatory strategies to ensure them, is required. Research into potential health impacts from different disposal and recycling methods is also necessary to understand the hazards and risks present in different processes.

Increasingly, industries are recognizing their responsibility - for example through supply chain changes, sub-contractor monitoring, and EPR - for health and environmental impacts across product life cycles. EPR is a policy initiative that assigns responsibility for the treatment and disposal of a product to manufacturers, with the aim to incentivize waste prevention during product design and manufacture. There is a need for policy and legal research to focus on strategies to promote, or potentially require, EPR to assure that the rapid expansion of EES in

183 Coyle, "The Not-So-Green Renewable Energy: Preventing Waste Disposal of Solar Photovoltaic (PV) Panels."

184 US EPA, "US EPA International Priorities," US EPA International Cooperation, 2016, <https://www.epa.gov/international-cooperation/international-priorities>.

185 Lisa Krueger, "Overview of First Solar's Module Collection and Recycling Program," n.d.

186 Cyrus Wadia, A. Paul Alivisatos, and Daniel M. Kammen, "Materials Availability Expands the Opportunity for Large-Scale Photovoltaics Deployment," *Environmental Science & Technology* 43, no. 6 (March 15, 2009): 2072-77, doi:10.1021/es8019534.

187 Rich Tarpening, "Solar Farm Damaged by Desert Center Tornado," News Channel 3 ABC (Palm Springs: CBS Local 2, April 22, 2015), <http://www.ksq.com/news/solar-farm-damaged-by-desert-center-tornado/62923230>.

188 Mulvaney, Comments and Edit on Solar PV Chapter.

189 Weckend, Wade, and Heath, "End-of-Life Management: Solar Photovoltaic Panels."

190 Ibid.

California is not associated with significant adverse health and environmental impacts in vulnerable communities across the globe and in the state.

2.8 Equity Considerations

Solar PV employs a myriad of different workers across its life cycle and creates the most jobs of common renewable energy technologies.¹⁹¹ According to conservative Bureau for Labor Statistics, solar photovoltaic installation employment is projected to grow 24% in the United States from 2014 to 2024 – growing from 5,900 to 7,300 jobs.¹⁹² In California from 2002 – 2015, solar PV created a total of 21,724 construction job years.¹⁹³ Commercial installations (0.25–1MW) accounted for 88 of the job-years, community-scale installations(1-5MW) created 2,405 job-years, and utility-scale (>5MW) created 19,231 job-years.¹⁹⁴

Some observers suspect a significant difference in job quality between distributed installation workers and utility-scale installers. For utility-scale facilities, investments have been made to form training and apprenticeship programs for solar construction workers – programs associated with improved future lifetime earnings – from which it is estimated that over 1,000 CA workers graduated between 2002 and 2015.¹⁹⁵ Distributed and rooftop solar installers may not have the same access to broad career training, reducing their earning potential over their careers.¹⁹⁶ Some research suggests that rooftop solar installation offers lower wages, fewer advancement opportunities, inadequate health and safety training, and fewer benefits when compared to utility-scale solar construction.¹⁹⁷ As job quality, career advancement opportunities, and earning a living wage are central to health, more research is needed to assess these differences and identify strategies to ensure that all solar jobs afford living wages, opportunities for job advancement, and adequate on-the-job health and safety protections.

Utility-scale PV development must also account for where new facilities are sited and how facility installation may impact local communities. These facilities may offer opportunities for community economic development and living wage jobs, if development is appropriately implemented. Land clearing for facility installation, continued maintenance, and decommissioning will all result in transport-related emissions and potential fugitive dust for surrounding communities. Utility-scale development will likely continue to occur in areas of

191 Max Wei, Shana Patadia, and Daniel M. Kammen, “Putting Renewables and Energy Efficiency to Work: How Many Jobs Can the Clean Energy Industry Generate in the US?,” *Energy Policy* 38, no. 2 (February 2010): 919–31, doi:10.1016/j.enpol.2009.10.044.

192 Bureau of Labor Statistics, “Occupational Outlook Handbook: Solar Photovoltaic Installers,” Government Agency Website, United States Department of Labor, Bureau of Labor Statistics, (December 17, 2015), <https://www.bls.gov/ooh/construction-and-extraction/solar-photovoltaic-installers.htm>.

193 Betony Jones, Peter Philips, and Carol Zabin, “The Link Between Good Jobs and a Low Carbon Future: Evidence from California’s Renewables Portfolio Standard, 2002—2015” (DONALD VIAL CENTER ON EMPLOYMENT IN THE GREEN ECONOMY Center for Labor Research and Education University of California, Berkeley, July 2016), <http://laborcenter.berkeley.edu/pdf/2016/Link-Between-Good-Jobs-and-a-Low-Carbon-Future.pdf>.

194 Ibid.

195 Ibid.

196 Ibid.

197 Betony Jones and Carol Zabin, “Are Solar Energy Jobs Good Jobs?,” University, UC Berkeley Labor Center, (July 2, 2015), <http://laborcenter.berkeley.edu/are-solar-energy-jobs-good-jobs/>.

Southern California with high solar insolation. However, many of these areas are already suffering from poor air infrastructure build out in the area.¹⁹⁸ These emission impacts could be intensified in lower income or minority communities.

Across the life cycle of solar PV, there are also impacts for communities and workers outside of California. Especially during the material extraction, processing, manufacturing, and disposal stages of solar PV life cycle, products used in California could negatively impact public health in vulnerable communities abroad. This can include toxic exposures, occupational hazards, and pollution from mining, manufacturing, and disposal processes. Future research needs to identify policy responses to address the global health impacts of mining for, manufacturing, and disposing of emerging electricity-generating and storing technologies in California. Many workers globally are not afforded the same wage or health and safety protections as US workers, with adverse impacts both on US workers (i.e. loss of higher-paying manufacturing job opportunities) and on workers globally.

2.9 Research Needs

1. Update identification and hazard assessment of chemicals used across the life cycle of PV cells and modules, including their environmental and occupational health and safety impacts
 - a. Determine potential community health impacts of material extraction, manufacturing, and disposal
 - b. Determine occupational risks based on likelihood of exposure, dose, and toxicology of substance
 - c. Identify existing and emerging technologies that have relatively lower environmental and occupational risks
 - d. Develop green chemistry and safety-by-design manufacturing processes
2. Identify, develop, and evaluate healthy, safe, and sustainable recycling methods for PV cells

¹⁹⁸ Ricardo American Lung Association, "State of the Air 2016" (American Lung Association, 2016), <http://www.lung.org/local-content/california/documents/state-of-the-air/2016/sota-2016-full-report.pdf>.

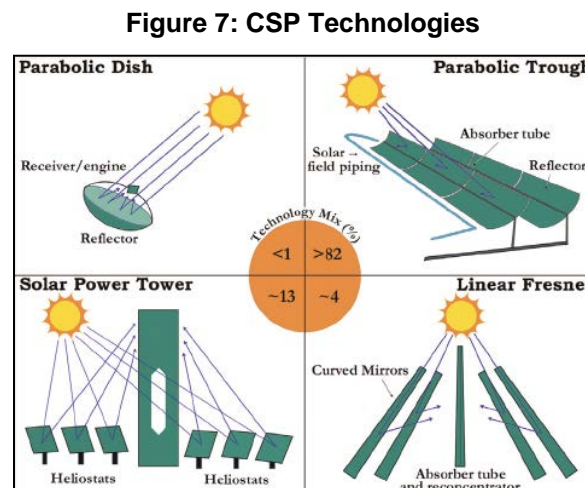
CHAPTER 3: Concentrated Solar Power

3.1 Concentrated Solar Power in California

The Energy Commission estimated that California generated 2,000 GWh of electricity from concentrated solar power (CSP) in 2016, roughly 1% of the state's energy mix. To reach the state's ambitious renewable energy goals, models predict that this could grow to 8,000 GWh by 2030, expanding to close to 2% of the state's energy mix.¹⁹⁹ Second in growth to solar PV, CSP increased capacity from 400 MW in 2012 to 1,300 MW in 2015.²⁰⁰ The cost of solar thermal electricity production is dropping, though not as dramatically as solar PV. Solar thermal technologies have the advantage of built in energy storage in certain systems, but due to environmental concerns (e.g. bird fatalities), land use, and production shortfalls in current facilities, growth is expected to lessen.²⁰¹

3.1.1 Overview of Concentrated Solar Power Technologies

Concentrated solar power (CSP) or solar thermal technologies use high temperature heat to drive electricity generation or for cogeneration of electricity and heat. The four main technologies available are parabolic trough, linear fresnel, central tower, and parabolic dish (Figure 7).



199 Gregory Brinkman, Jennie Jorgenson, and Marissa Hummon, "California 2030 Low Carbon Grid Study (LCGS): Phase I" (National Renewable Energy Laboratory, 2014), http://lowcarbongrid2030.org/wp-content/uploads/2014/10/LCGS_PhaseI_NRELslides.pdf; CEC, "Renewable Energy - Overview December 2016" (California Energy Commission, December 2016), http://www.energy.ca.gov/renewables/tracking_progress/documents/renewable.pdf.

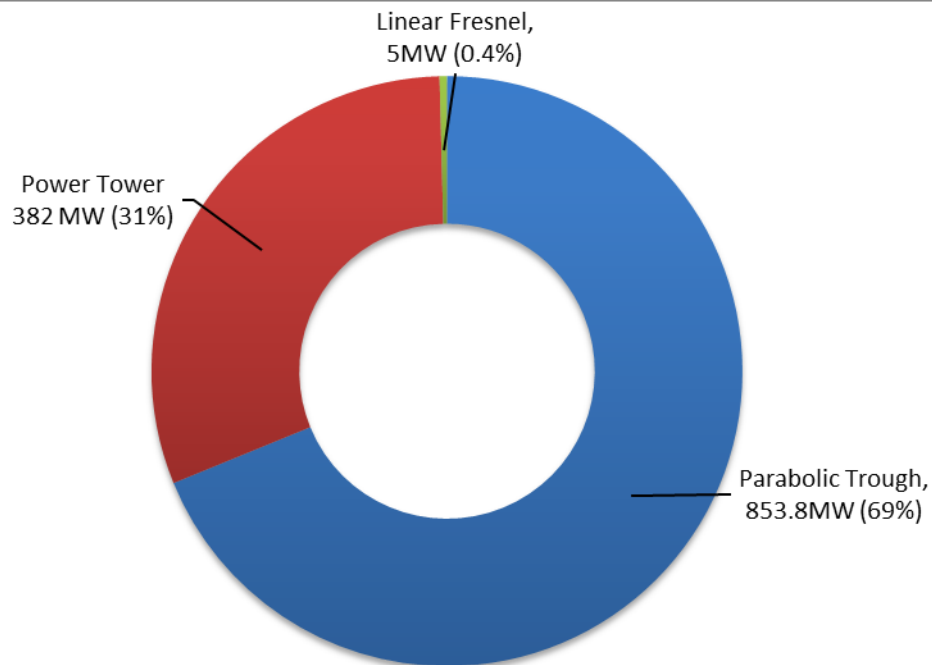
200 Jim Bartridge et al., "Draft 2016 Environmental Performance Report of California's Electrical Generation System," Staff Report (California Energy Commission, July 2016), <https://efiling.energy.ca.gov/getdocument.aspx?tn=212338>.

201 Ibid.; International Energy Agency, "Technology Roadmap: Solar Thermal Electricity" 2014 Edition (2014), https://www.iea.org/publications/freepublications/publication/TechnologyRoadmapSolarThermalElectricity_2014edition.pdf.

Source: Xu et al, 2016. "Prospects and Problems of Concentrating Solar Power Technologies for Power Generation in the Desert Region." Renewable and Sustainable Energy Reviews. January 2016.

Currently in California, parabolic trough facilities produce over 850 MW of electricity, though central receiving tower generation grew from 5 MW in 2009 to over 380 MW in 2014 with construction of the Ivanpah Solar Power Facility.²⁰² Parabolic trough is currently the most widely used concentrated solar technology, though central receiving facilities are becoming more popular due to the higher temperatures they can achieve and the higher efficiency produced. Linear fresnel and parabolic dish facilities are also expected to become more popular as the technology advances.²⁰³ Because the materials used throughout these systems are similar and the installation, maintenance, and eventual decommissioning processes will also be comparable, all of these system designs will be assessed together in the following section. Current installed capacity of different CSP technologies is shown in Figure 8.

Figure 8: Installed CSP Capacity in California by Facility Type (2015)



Source: NREL, Concentrating Solar Power Projects in the United States

3.2 Materials Extraction

²⁰² Jane Long and Miriam John, "California's Energy Future: The View to 2050," Summary Report (California Council on Science and Technology, May 2011), <http://cst.us/publications/2011/2011energy.pdf>.

²⁰³ Edgar G. Hertwich, Jacqueline Aloisi de Larderel, and Sangwon Suh, "Green Energy Choices: The Benefits, Risks, and Trade-Offs of Low-Carbon Technologies for Electricity Production" (United Nations Environmental Programme, 2016), http://www.unep.org/resourcepanel/Portals/50244/publications/Summary_for_Policy_Makers_GHG_I.pdf.

Concentrated solar power technologies are mainly composed of steel, glass, and concrete, which are sourced from domestic mining and processing outside of California.²⁰⁴ Apart from these structural materials, concentrated systems also require wiring and insulation materials, as well as chemicals for pH control, boiler treatments, and lubrication of turbine components.²⁰⁵

Throughout parabolic trough, linear fresnel, and central tower systems, the most unique material is the heat transfer fluid (HTF), which central tower technologies can also use for energy storage. Due to their relatively limited toxicity, global availability, and efficiency, nitrate salts are currently promoted as key heat transfer fluid options. These are often sourced from mines in Chile and Peru, and traditional mining hazards discussed in Section LCA.1 apply to extracting these salts.²⁰⁶ To reach the 2050 global target of CSP set by the International Energy Agency, mine production of nitrate salts would have to increase by 30 times.²⁰⁷ Though other salts, like carbonate and chloride based varieties, are being researched as potential supplements to nitrates, no material has been developed yet that is expected to replace nitrates.²⁰⁸ These salts can also be produced synthetically from natural gas, but this process increases the overall energy intensity of the production process, in some estimates, by almost 52%.²⁰⁹ Research is also focusing on the potential to include nanoparticles in HTF applications, raising concerns about the potential for unknown hazards related to these materials.²¹⁰

HTF can also be made from diphenyl and diphenyl ether, but these have been found to increase explosion risks and toxic exposures to workers, as diphenyl components cause eye irritation and the potential for systemic toxicity with long-term exposure.²¹¹ Liquid sodium has also been used due to its high thermal conductivity, though it is also hazardous due to its reactivity with water, presenting a potential fire hazard.²¹² New HTFs are also being considered, including supercritical CO₂ in falling particle models. PM_{2.5} from fine particle dust created during

204 Craig Turchi et al., "Domestic Material Content in Molten-Salt Concentrating Solar Power Plants," Technical Report (National Renewable Energy Laboratory (NREL), Golden, CO (United States), 2015), <http://www.nrel.gov/docs/fy15osti/64429.pdf>.

205 Jeffrey D. Bryon, James D. Boyd, and Paul Kramer, "Ivanpah Solar Electric Generating System: Presiding Member's Proposed Decision," DOCKET NUMBER 07-AFC-5 (California Energy Commission, August 2010), <http://www.circleofblue.org/wp-content/uploads/2010/09/California-Energy-Commission-Proposed-Ivanpah-Project-DecisionCEC-800-2010-004-PMPD.pdf>.

206 Turchi et al., "Domestic Material Content in Molten-Salt Concentrating Solar Power Plants."

207 K. Vignarooban et al., "Heat Transfer Fluids for Concentrating Solar Power Systems – A Review," *Applied Energy* 146 (May 2015): 383-96, doi:10.1016/j.apenergy.2015.01.125.

208 John J. Burkhardt, Garvin A. Heath, and Craig S. Turchi, "Life Cycle Assessment of a Parabolic Trough Concentrating Solar Power Plant and the Impacts of Key Design Alternatives," *Environmental Science & Technology* 45, no. 6 (March 15, 2011): 2457-64, doi:10.1021/es1033266.

209 Ibid.

210 Fabrizio Fabrizi, "Concentrated Solar Power: Environmental Impact" (RENEWABLE ENERGY TRAINING PROGRAM MODULE 7, Washington D.C., July 11, 2012).

211 George A. Otieno and Alexander E. Loosen, "An Analysis of Key Environmental and Social Risks in the Development of Concentrated Solar Power Projects," 2016, 160012, doi:10.1063/1.4949253.

212 Y. Tian and C.Y. Zhao, "A Review of Solar Collectors and Thermal Energy Storage in Solar Thermal Applications," *Applied Energy* 104 (April 2013): 538-53, doi:10.1016/j.apenergy.2012.11.051.

particle abrasion could be a potential occupational hazard.²¹³ Depending on particle components, PM exposure can lead to eye irritation, asthma exacerbation, bronchitis, lung damage, and cardiovascular effects.²¹⁴ More research is needed on potential health impacts from emerging molten salt, falling particle, and gas-phase pathway technologies for potential supercritical CO₂ pathways.

213 Mark Mehos et al., “Concentrating Solar Power Gen3 Demonstration Roadmap,” Technical Report (National Renewable Energy Laboratory, January 2017), <http://www.nrel.gov/docs/fy17osti/67464.pdf>.

214 EPA, “Criteria Air Pollutants,” Government Agency Website, US EPA, (April 3, 2017), <https://www.epa.gov/criteria-air-pollutants>.

3.3 Manufacture

The manufacturing process for concentrated solar technologies involves the production of steel and glass components, as well as the connection of these materials with HTF transport tubes and electrical components. Hazards associated with the production of these more common materials are discussed briefly in Section 1.5.2 LCA.2.

3.4 Transportation

CSP components need to be transported from manufacturing facilities to their end use site. For the transport of large CSP materials that could include hazardous materials, depending on the HTF used, there are hazards that workers involved in this transport are exposed to. These occupational exposures include physical hazards like load shifts, vehicle rolls, collisions, and potential falls while loading, de-loading, and adjusting large equipment.²¹⁵ Loaders and transporters can also be at risk of chemical exposures if they come in contact with damaged HTF containers, as these could potentially leak corrosive salt solutions. See Section LCA.3 for more information on general transportation hazards.

3.5 Installation

CSP systems are mainly used in utility-scale facilities with operating capacities over 100 MW, although there is current research to assess the potential efficiency of using CSP in local generation systems.²¹⁶ For utility-scale projects, a major public health concern results from land clearing and preparation, related to herbicide and *Coccidioides* fungal spore exposure. For more information, see Section 1.5.4 LCA.4

3.6 Maintenance and Use

Public health concerns related to CSP systems involve effects of glare from site equipment and of water use. Glint and glare have been studied for different CSP technologies, especially those with moving parts that follow the sun throughout the day. These have occupational impacts for facility workers, but can also affect surrounding communities.²¹⁷ Research has also looked into the potential for this glare to impact pilots flying over these systems.²¹⁸ Research of specific installations has demonstrated that exposure to these reflected lights does not cause lasting damage to the eye (i.e. retinal burns), though these reflections can cause visual impacts

²¹⁵ EU-OSHA, Occupational Safety and Health in the Wind Energy Sector European Risk Observatory: Report. (Luxembourg: European Agency for Safety and Health at Work, 2013), <http://bookshop.europa.eu/uri?target=EUB:NOTICE:TERO13008:EN:HTML>.

²¹⁶ Zack Norwood and Daniel Kammen, "Life Cycle Analysis of Distributed Concentrating Solar Combined Heat and Power: Economics, Global Warming Potential and Water," *Environmental Research Letters* 7, no. 4 (December 1, 2012): 44016, doi:10.1088/1748-9326/7/4/044016.

²¹⁷ C.K. Ho, C.A. Sims, and J.M. Christian, "Evaluation of Glare at the Ivanpah Solar Electric Generating System," *Energy Procedia* 69 (May 2015): 1296-1305, doi:10.1016/j.egypro.2015.03.150.

²¹⁸ Ibid.

such as afterimages.²¹⁹ This could lead to potential hazards for individuals who are operating machinery or vehicles.²²⁰ Research has focused on analytical models to determine distances of reflected light and develop safety metrics to quantify glint and glare.^{221, 222}

Because these facilities are often sited in areas with potentially scarce water reserves, on-site water use is a concern that could limit the build out of CSP facilities in certain areas of the state into the future.²²³ CSP facilities require a cooling system, which can use water or ambient air for wet or dry cooling, respectively. Dry cooling requires less water but can decrease overall plant efficiency.²²⁴ When compared to other electricity generation technologies, CSP using wet cooling was found to be one of the largest water consumers, second to coal, for electricity generating systems.²²⁵ Dry-cooled alternative systems are estimated to reduce life cycle water consumption by 77% but increase life cycle GHG emissions and CED by 8%.²²⁶ Because of water use concerns, CSP designs with lower fresh water requirements, such as gas turbine towers and parabolic dishes with Stirling engines, are expected to be the focus of future developments.²²⁷

Other public health considerations for CSP projects include extreme heat exposure for maintenance workers, and those related to dusts from continued land maintenance practices, increasing the potential for hazardous exposures to herbicides and *Coccidioides* fungi (see Section LCA.4). Backup boilers using natural gas are also often installed in cases of low solar insolation or system malfunction, which can also lead to particulate emissions for surrounding areas.²²⁸

Additional occupational health and safety considerations include the potential for exposure to extremely hot and potentially toxic HTF, as the high pressure at which these systems operate may increase the risk of system leaks. As described above, some potential HTFs like diphenyl or

219 Clifford K. Ho and Siri S. Khalsa, "Hazard Analysis and Web-Based Tool for Evaluating Glint and Glare from Solar Collector Systems" (Solar PACES 2010, Perpignan, France, September 21, 2010), https://share.sandia.gov/phlux/static/references/glint-glare/Glare_SolarPACES2010_v2.pdf.

220 Bryon, Boyd, and Kramer, "Ivanpah Solar Electric Generating System: Presiding Member's Proposed Decision."

221 Clifford K. Ho, Cheryl M. Ghanbari, and Richard B. Diver, "Methodology to Assess Potential Glint and Glare Hazards from Concentrating Solar Power Plants: Analytical Models and Experimental Validation," *Journal of Solar Energy Engineering* 133, no. 3 (2011): 31021.

222 Ho and Khalsa, "Hazard Analysis and Web-Based Tool for Evaluating Glint and Glare from Solar Collector Systems."

223 Geoffrey T. Klise et al., "Water Use and Supply Concerns for Utility-Scale Solar Projects in the Southwestern United States," SAND2013-5238. Sandia National Laboratories, 2013, <http://citeseerx.ist.psu.edu/viewdoc/download?doi=10.1.1.490.1952&rep=rep1&type=pdf>.

224 Michael Hogan, "The Secret to Low-Water-Use, High-Efficiency Concentrating Solar Power," *Think Progress*, April 29, 2009, <http://thinkprogress.org/climate/2009/04/29/204025/csp-concentrating-solar-power-heller-water-use>.

225 J Macknick et al., "Operational Water Consumption and Withdrawal Factors for Electricity Generating Technologies: A Review of Existing Literature," *Environmental Research Letters* 7, no. 4 (December 1, 2012): 45802, doi:10.1088/1748-9326/7/4/045802.

226 Burkhardt, Heath, and Turchi, "Life Cycle Assessment of a Parabolic Trough Concentrating Solar Power Plant and the Impacts of Key Design Alternatives."

227 Fabrizi, "Concentrated Solar Power: Environmental Impact."

228 Bryon, Boyd, and Kramer, "Ivanpah Solar Electric Generating System: Presiding Member's Proposed Decision."

diphenyl ether are irritants to the eyes and respiratory tract.²²⁹ If molten salts are used as HTF, these materials can corrode surrounding tubing or piping, adding to leak potential and putting workers at risk of burns.²³⁰

Occupational exposures can include loud noises, moving equipment, trenches, and confined spaces. Potential injuries can include falls and burns related to falling equipment or structures, chemical spills, and hazardous waste. Workers are also potentially exposed to fires, explosions, electrical sparks, and electrocution from the flammable and electrical equipment used.²³¹ According to an environmental impact assessment of the Ivanpah site, hazardous materials stored on site include gasoline, diesel fuel, motor oil, welding gases, lubricants, solvents, paint, and cleaners, although safety mechanisms were in place to prevent potential onsite and offsite contamination.²³²

3.7 Decommissioning and Disposal

CSP plants have estimated lifetimes of 30 years.²³³ Because CSP plants are mainly made of steel, glass, and concrete, recycling of these parts at decommissioning is readily available.²³⁴

Information on HTF disposal standards and practices was not accessible and will be dependent on the particular material used. This could present potential concerns depending on how varied materials will be disposed. For instance, groundwater contamination with nitrate salts from improper disposal could further the state's already contaminated groundwater reserves.²³⁵ As little information is available about this stage of CSP life cycles, there is a need for research on HTF waste streams and potential exposures.

3.8 Equity Considerations

Concentrated solar power employs a variety of workers, from construction and maintenance workers to engineers and site managers.²³⁶ On average, during both construction and operation, CSP provides more direct and indirect employment than fossil fuel generation and utility-scale PV installations, providing more individuals with job opportunities to support their health and quality of life.²³⁷ In California from 2002 - 2015, CSP created a total of 6,014 construction job

229 Otieno and Loosen, "An Analysis of Key Environmental and Social Risks in the Development of Concentrated Solar Power Projects."

230 Tian and Zhao, "A Review of Solar Collectors and Thermal Energy Storage in Solar Thermal Applications."

231 Bryon, Boyd, and Kramer, "Ivanpah Solar Electric Generating System: Presiding Member's Proposed Decision."

232 Ibid.

233 NREL, "Life Cycle Greenhouse Gas Emissions from Concentrating Solar Power," 2013, <http://www.nrel.gov/docs/fy13osti/56416.pdf>.

234 Fabrizi, "Concentrated Solar Power: Environmental Impact."

235 State Water Resources Control Board, "Recommendations Addressing Nitrate in Groundwater," Report to Legislature, (February 20, 2013), https://www.waterboards.ca.gov/water_issues/programs/nitrate_project/docs/nitrate_rpt.pdf.

236 Max Wei, Shana Patadia, and Daniel M. Kammen, "Putting Renewables and Energy Efficiency to Work: How Many Jobs Can the Clean Energy Industry Generate in the US?," *Energy Policy* 38, no. 2 (February 2010): 919-31, doi:10.1016/j.enpol.2009.10.044.

237 L Stoddard, J. Abiecunas, and R. O'Connell, "Economic, Energy, and Environmental Benefits of Concentrating Solar Power in California," Subcontract Report (National Renewable Energy Laboratory, April 2006),

years.²³⁸ Investments were also made to form training and apprenticeship programs for solar construction workers for utility-scale facilities – programs associated with improved future lifetime earnings.²³⁹

CSP development must account for where new facilities are sited and how facility installation may impact local communities. Land clearing for facility installation, continued maintenance, and decommissioning will all result in transport-related emissions and potential fugitive dust for surrounding communities. CSP development will likely continue to occur in areas of Southern California with high solar insolation. However, many of these areas are already suffering from poor air quality, so these emissions may increase the cumulative impacts from all infrastructure build out in the area.²⁴⁰ These emission impacts could be intensified in lower income or minority communities.

3.9 Research Needs

1. Assess potential health impacts of exposure during facility maintenance and end-of-life disposal of heat transfer fluids, including synthetic oils, molten salts, and supercritical CO₂ technologies.

<http://www.nrel.gov/docs/fy06osti/39291.pdf>; James Hamilton, “Careers in Solar Power,” Government Agency Website, United States Department of Labor, Bureau of Labor Statistics, (n.d.), https://www.bls.gov/green/solar_power/.

²³⁸ Betony Jones, Peter Philips, and Carol Zabin, “The Link Between Good Jobs and a Low Carbon Future: Evidence from California’s Renewables Portfolio Standard, 2002—2015” (DONALD VIAL CENTER ON EMPLOYMENT IN THE GREEN ECONOMY Center for Labor Research and Education University of California, Berkeley, July 2016), <http://laborcenter.berkeley.edu/pdf/2016/Link-Between-Good-Jobs-and-a-Low-Carbon-Future.pdf>.

²³⁹ Ibid.

²⁴⁰ Ricardo American Lung Association, “State of the Air 2016” (American Lung Association, 2016), <http://www.lung.org/local-content/california/documents/state-of-the-air/2016/sota-2016-full-report.pdf>.

CHAPTER 4:

Wind

4.1 Wind Power in California

The Energy Commission estimated that California generated 27,000 GWh of electricity from wind in 2016, roughly 10% of the state's energy mix.²⁴¹ To reach the state's ambitious renewable energy goals, models predict that wind generation could grow to 59,000 GWh by 2030, producing over 16% of the state's energy.²⁴² Along with solar technologies, wind generation has also grown steadily. In 2001, California's wind energy capacity was approximately 1,500 MW, growing to 4,000 MW in 2011.²⁴³ In 2015, wind generation was measured to be roughly 6,300 MW.²⁴⁴ In some areas, wind generated electricity is cost competitive with natural gas, as the improvements made to onshore technologies have made them more efficient and cost-effective.²⁴⁵ Globally, wind generated energy production is expected to grow due to its limited land-use footprint and the prevalence of optimal sites. In the US, the levelized cost of electricity for wind is expected to decrease from an average \$70/MWh to \$60/MWh by 2020.²⁴⁶

Wind turbine technologies are becoming more efficient, and onshore models are becoming larger to more efficiently convert wind power into electricity. Globally, the average size of an installed turbine has grown from 0.85 MW in 2001 to 1.8 MW in 2012 for onshore models.²⁴⁷ Research has also focused on making smaller models more efficient with higher capacity factors for sites unsuitable for larger turbines.²⁴⁸

For California, experts foresee future growth in the development of offshore turbines. There are ample wind resources off the northern coast of the state.²⁴⁹ One such facility has already been proposed off the coast of Morro Bay, and researchers believe that offshore wind could generate

241 California Energy Commission, "Renewable Energy - Overview December 2016" (California Energy Commission, December 2016), http://www.energy.ca.gov/renewables/tracking_progress/documents/renewable.pdf.

242 Gregory Brinkman, Jennie Jorgenson, and Marissa Hummon, "California 2030 Low Carbon Grid Study (LCGS): Phase I" (National Renewable Energy Laboratory, 2014), http://lowcarbongrid2030.org/wp-content/uploads/2014/10/LCGS_PhaseI_NRELslides.pdf.

243 Jim Bartridge et al., "Draft 2016 Environmental Performance Report of California's Electrical Generation System," Staff Report (California Energy Commission, July 2016), <https://efiling.energy.ca.gov/getdocument.aspx?tn=212338>.

244 California Energy Commission, "Renewable Energy - Overview December 2016."

245 Matthias Fripp, "Switch: A Planning Tool for Power Systems with Large Shares of Intermittent Renewable Energy," *Environmental Science & Technology* 46, no. 11 (June 5, 2012): 6371-78, doi:10.1021/es204645c.

246 Ryan Wisner and Mark Bolinger, "2014 Wind Technologies Market Report" (United States Department of Energy, August 2015).

247 Edgar G. Hertwich, Jacqueline Aloisi de Lardere, and Sangwon Suh, "Green Energy Choices: The Benefits, Risks, and Trade-Offs of Low-Carbon Technologies for Electricity Production" (United Nations Environment Programme, 2016), http://www.unep.org/resourcepanel/Portals/50244/publications/Summary_for_Policy_Makers_GHG_I.pdf.

248 Bartridge et al., "Draft 2016 Environmental Performance Report of California's Electrical Generation System."

249 Bethany Speer, David Keyser, and Suzanne Tegen, "Floating Offshore Wind in California: Gross Potential for Jobs and Economic Impacts from Two Future Scenarios," Strategic Partnership Project Report (National Renewable Energy Laboratory, April 2016), <http://citeseerx.ist.psu.edu/viewdoc/summary?doi=10.1.1.515.1211>.

between 59-76 GW of power for the state.²⁵⁰ These projects would emphasize larger plants in deeper waters further from shore and the development of floating platforms.²⁵¹

4.2 Materials Extraction

Wind turbines are made up mostly of resin, fiberglass, iron, steel, copper and concrete, which have well-known extraction and production systems.²⁵² A main concern as wind turbines continue to develop is with the use of rare earth metals (i.e. neodymium and dysprosium) in certain magnets of specific direct drive turbines.²⁵³ They are mined exclusively in China, whose natural reserves decline as their application in new technologies increases.²⁵⁴ California has had one rare earth mine located in Mountain Pass that is currently closed, but could potentially re-open depending on future rare earth pricing and the demand for domestic production.²⁵⁵

While their scarcity raises concerns for sustainability of these technologies, the mining processes used to extract rare earth elements are highly energy intensive and produce a significant level of waste, which can contain radioactive materials such as thorium.²⁵⁶ As the demand for rare earths increases dramatically with recent technological innovation and demand for renewable energy, it is important that environmental regulations and enforcement keep up. In China, there have been cases of pollution from mine wastewater and tailings, which have leached acids, heavy metals, and radioactive elements into groundwater.²⁵⁷ The Chinese State Council reported extensive environmental damage from rare earth mining, which affected vegetation, erosion, and acidification.²⁵⁸ Because of this, there is a need for policy research on preventing this environmental degradation. In addition, policies should clearly identify the responsibility of producers to address these concerns through extended producer responsibility and design alternatives.

4.3 Manufacture

Wind turbines are structures that require large material inputs. Occupational hazards during turbine production include physical hazards related to the manual handling of large and heavy

250 Bartridge et al., “Draft 2016 Environmental Performance Report of California’s Electrical Generation System.”

251 Ibid.

252 Hertwich, Aloisi de Larderel, and Suh, “Green Energy Choices: The Benefits, Risks, and Trade-Offs of Low-Carbon Technologies for Electricity Production.”

253 Ibid.

254 US DOE, “Critical Materials Strategy” (U.S. Department of Energy, December 2011), https://energy.gov/sites/prod/files/DOE_CMS2011_FINAL_Full.pdf.

255 Cecilia Jamasmie, “Molycorp Shuts down Mountain Pass Rare Earth Plant,” *Mining.com*, August 26, 2015.

256 Nawshad Haque et al., “Rare Earth Elements: Overview of Mining, Mineralogy, Uses, Sustainability and Environmental Impact,” *Resources* 3, no. 4 (October 29, 2014): 614-35, doi:10.3390/resources3040614.

257 Mike Ives, “Boom in Mining Rare Earths Poses Mounting Toxic Risks,” *University, Yale Environment* 360, (January 28, 2013), http://e360.yale.edu/features/boom_in_mining_rare_earths_poses_mounting_toxic_risks.

258 Ibid.

materials, use of machinery and equipment, electrical hazards, and noise.²⁵⁹ Workers involved in blade manufacture and carbon fiber production can be exposed to epoxy-based resins, which can cause dermatitis and potentially damage the reproductive system with chronic exposure.²⁶⁰ Styrene exposures can also impact workers making glass-reinforced plastics. When inhaled, styrene can cause vision abnormalities, color blindness, lower lung function, and cardiac distress.²⁶¹ A summary of prominent chemical exposures and related health impacts is shown in Table 6.²⁶² Cumulative catalogs of materials and substances used in wind turbine manufacture are not publicly accessible.

Table 6: Health Impacts from Prominent Turbine Manufacturing Exposures

Agent	Acute	Chronic
Epoxies and Resins	Dermatitis	Fertility problems, miscarriage, stillbirth, or birth defects in offspring
Styrene	Eye and respiratory tract irritation; headache; gastrointestinal distress	Dizziness, confusion, weakness, drowsiness, unsteady gait; narcosis; dermatitis; possible damage to liver, kidney, and reproductive systems
Fiberglass	Irritation of eyes, skin, nose, throat; difficulty breathing	Respiratory tract cancers

Source: NIOSH, 2016

4.4 Transportation

Wind turbines are transported from manufacturing facilities to their end use site, usually in pieces due to their immense size. Transport worker risks include physical hazards like load shifts, vehicle rolls, collisions, and potential falls while loading, de-loading, and adjusting turbine parts.²⁶³ Marine transport of turbines for offshore installations may amplify these risks due to the pitching motions of marine vessels. In the EU, as offshore wind becomes more prevalent, turbine manufacturers are increasingly sited at port locations to reduce land-based transport costs.²⁶⁴

²⁵⁹ EU-OSHA, Occupational Safety and Health in the Wind Energy Sector European Risk Observatory: Report. (Luxembourg: European Agency for Safety and Health at Work, 2013), <http://bookshop.europa.eu/uri?target=EUB:NOTICE:TERO13008:EN:HTML>.

²⁶⁰ Ibid.

²⁶¹ Joshua M. Harney et al., "Evaluation of Styrene and Dust Exposures and Health Effects during Fiberglass-Reinforced Wind Turbine Blade Manufacturing," Health Hazard Evaluation Report (U.S. Department of Health and Human Services Centers for Disease Control and Prevention National Institute for Occupational Safety and Health, August 2016), <https://www.cdc.gov/niosh/hhe/reports/pdfs/2013-0056-3256.pdf>.

²⁶² EU-OSHA, Occupational Safety and Health in the Wind Energy Sector European Risk Observatory.

²⁶³ Ibid.

²⁶⁴ Ibid.

General transport-related emissions and hazards are discussed in Section 1.5.3 LCA.3. Diesel and other transport-related air emissions can also affect local community air quality. While these will be highest during site prep, turbine installation, and eventual decommissioning, there will be some emissions related to transporting workers and machinery for turbine maintenance. Although transport emissions from wind energy are likely to be minimal relative to all transport emissions, they may add to the cumulative impact of multiple air emission exposure sources, particularly in areas with poor air quality and high concentration of wind farms (i.e. Kern County, which ranked highest in number of people at risk from poor air quality in CA).²⁶⁵

4.5 Installation

4.5.1 Onshore Wind

Land clearing and preparation for utility-scale wind projects may require clearing of local vegetation with herbicides and/or machinery, although generally less so than for utility-scale solar installations.²⁶⁶ Models of wind energy's land use impacts often assume limited impacts, as the land between turbines can be left untouched.²⁶⁷ However, even limited clearing can expose workers and fence line communities to potentially toxic herbicide chemicals if they are used.²⁶⁸ Depending on the location of these installations, workers and nearby communities may also be at risk of *Coccidioides* fungal spores exposure. With soil disturbance, these spores can be released into the air, leading to the potential for Valley Fever infection.²⁶⁹ More information on *Coccidioides* and herbicide exposure can be found in Section 1.5.4 LCA.4. Workers should be trained on Valley Fever prevention and symptom recognition if new onshore wind sites fall within suspected *Coccidioides*-endemic areas.

Wind farm construction also entails exposure to physical hazards related to machinery, falls, and heavy lifting. Key concerns related to this life cycle stage are those resulting from working at heights and in confined spaces.²⁷⁰ As large-scale wind facilities are often sited based on the power and regularity of strong winds, workers will also likely be exposed to potentially hazardous wind speeds, which can amplify routine construction risks. Many of these hazards could be addressed through turbine design, and turbine designs that best protect workers should be prioritized as researchers continue.²⁷¹

265 Ricardo American Lung Association, "State of the Air 2016" (American Lung Association, 2016), <http://www.lung.org/local-content/california/documents/state-of-the-air/2016/sota-2016-full-report.pdf>.

266 Hertwich, Aloisi de Lardere, and Suh, "Green Energy Choices: The Benefits, Risks, and Trade-Offs of Low-Carbon Technologies for Electricity Production."

267 Ibid.

268 M.M. Aman et al., "A Review of Safety, Health and Environmental (SHE) Issues of Solar Energy System," *Renewable and Sustainable Energy Reviews* 41 (January 2015): 1190-1204, doi:10.1016/j.rser.2014.08.086.

269 Gail L. Sondermeyer et al., "Coccidioidomycosis-Associated Deaths in California, 2000-2013," *Public Health Reports* 131, no. 4 (2016): 531-535.

270 EU-OSHA, Occupational Safety and Health in the Wind Energy Sector European Risk Observatory.

271 Committee on Offshore Wind Farm Worker Safety, Worker Health and Safety on Offshore Wind Farms, vol. 297, 2013016731 (Transportation Research Board, 2013).

4.5.2 Offshore Wind

In offshore installations, hazards, such as working at heights, in confined spaces, and with high wind speeds, can be amplified by the marine environment. The floating turbines off the coast may also have unexpected pitching and rolling that could put installation workers at risk, as these would be new devices that have not been implemented before. Lifting mechanisms and cranes used also need to be equipped for marine conditions, and weather should be considered in determining installation schedules and timing. Researchers note that hazards from offshore oil and gas platforms may inform those from offshore wind systems.²⁷²

4.6 Maintenance and Use

4.6.1 Onshore Wind

While hundreds of workers can be involved in wind farm installation, a typical maintenance crew will consist of two workers for every 30 turbines, and regional crews may be in charge of oversight of many smaller wind farms.²⁷³ Similar to installation, maintenance work requires working from heights and confined spaces. Due to metal fatigue, improper installation, and general wear and tear from extreme wind exposure, blade failures, generator malfunctions, and even tower collapse may occur with aging turbines.²⁷⁴ In a German study assessing wind turbine failures in 1,500 turbines, researchers observed a 4% failure rate for structural parts and gearbox components and a 7% failure rate for rotor blades over 15 years.²⁷⁵ Therefore, turbines need to be assessed regularly for potential hazards to workers. Adverse weather is also a potential contributor to occupational injuries in turbine maintenance due to lightning, heavy winds, and rain. Fires can also be generated if lightning strikes the turbine's power pack.²⁷⁶

Some people living in close proximity to wind turbines have expressed concerns about a set of reported symptoms termed "wind turbine syndrome." In different situations these symptoms have included sleep disturbance, headache, dizziness, vertigo, tinnitus, ear pressure or pain, trouble with memory and concentration, irritability, fatigue, and loss of motivation.²⁷⁷ In different reports, these symptoms were linked with noise, low-frequency noise (infrasound), vibration, shadow flicker, and aesthetic effects of living near a wind farm installation. Shadow flicker, or the effect of blades passing between an observer and the sun, has been linked with

272 EU-OSHA, Occupational Safety and Health in the Wind Energy Sector European Risk Observatory.

273 Ibid.

274 Chia Chen Ciang, Jung-Ryul Lee, and Hyung-Joon Bang, "Structural Health Monitoring for a Wind Turbine System: A Review of Damage Detection Methods," *Measurement Science and Technology* 19, no. 12 (December 1, 2008): 122001, doi:10.1088/0957-0233/19/12/122001.

275 Berthold Hahn, Michael Durstewitz, and Kurt Rohrig, "Reliability of Wind Turbines," *Wind Energy*, 2007, 329-332.

276 EU-OSHA, Occupational Safety and Health in the Wind Energy Sector European Risk Observatory.

277 A Farboud, R Crunkhorn, and A Trinidad, "'Wind Turbine Syndrome': Fact or Fiction?," *The Journal of Laryngology & Otology* 127, no. 3 (March 2013): 222-26, doi:10.1017/S0022215112002964.

annoyance if an individual is exposed for more than 30-minutes per day, but can often be mitigated through planning and computer control mechanisms.²⁷⁸

A number of studies have been done to assess the relationship between these factors and reported symptoms, and the evidence was considered inadequate to support a causal relationship between wind turbine noise, infrasound, and vibration and many of the symptoms common to “wind turbine syndrome” reports.²⁷⁹ However, evidence did support that chronic exposure to wind turbine noise and infrasound may lead to annoyance and sleep disruption.²⁸⁰ Extensive sleep disruption can impact metabolism, increasing potential risks of diabetes and obesity, while also leading to potential cardiovascular outcomes.²⁸¹ Researchers note, however, that there is difficulty with confounding, as it is difficult to determine how factors like visual impact and personal attitudes affect the relationship between noise, annoyance, and sleep disruption.²⁸² More research is needed to understand infrasound exposures and their potential relationship to sleep disruption and annoyance outcomes.

4.6.2 Offshore Wind

Marine movements like pitching and rolling for offshore turbine structures exacerbate hazards related to maintenance of onshore turbines. Because California offshore will likely operate from floating platforms due to deep coastal waters, the hazards introduced by structure movements will need to be assessed for potential occupational hazards and safety mechanisms to prevent injury. Maintenance workers will also have to be transported to the turbine structures, presenting additional hazards of marine transport and personnel transfers.²⁸³ Because of the hazards related to turbine maintenance, safety protocols and training must include emergency response protocols accounting for marine conditions. Maintenance should also be scheduled seasonally to ensure worker protection from adverse weather conditions.

4.7 Decommissioning and Disposal

Because wind turbine life spans can be 20-30 years, hazards related to decommissioning and disposal have not been well documented. It is likely that these processes will be different for onshore and offshore facilities, as the location of offshore turbines presents additional

278 Jeffrey M. Ellenbogen et al., “Wind Turbine Health Impact Study: Report of Independent Expert Panel,” January 2012, <http://www.mass.gov/eea/docs/dep/energy/wind/turbine-impact-study.pdf>.

279 CCA, *Understanding the Evidence: Wind Turbine Noise* (Council of Canadian Academies, 2015), <http://www.deslibris.ca/ID/246309>.

280 Ellenbogen et al., “Wind Turbine Health Impact Study: Report of Independent Expert Panel.”

281 O. M. Buxton et al., “Adverse Metabolic Consequences in Humans of Prolonged Sleep Restriction Combined with Circadian Disruption,” *Science Translational Medicine* 4, no. 129 (April 11, 2012): 129ra43-129ra43, doi:10.1126/scitranslmed.3003200; Peter Meerlo, Andrea Sgoifo, and Deborah Suchecki, “Restricted and Disrupted Sleep: Effects on Autonomic Function, Neuroendocrine Stress Systems and Stress Responsivity,” *Sleep Medicine Reviews* 12, no. 3 (June 2008): 197-210, doi:10.1016/j.smrv.2007.07.007.

282 CCA, *Understanding the Evidence*; Ellenbogen et al., “Wind Turbine Health Impact Study: Report of Independent Expert Panel”; Jesper Hvass Schmidt and Mads Klokke, “Health Effects Related to Wind Turbine Noise Exposure: A Systematic Review,” ed. Shilu Tong, *PLoS ONE* 9, no. 12 (December 4, 2014): e114183, doi:10.1371/journal.pone.0114183.

283 Committee on Offshore Wind Farm Worker Safety, *Worker Health and Safety on Offshore Wind Farms*.

hazards. Also, there is the potential for long-term exposure to high winds and general wear and tear may affect the stability of spent turbine, presenting additional hazards of tower failures.²⁸⁴ These can be amplified by corrosive marine waters in offshore installations.²⁸⁵

Because so few large-scale wind facilities have reached the end of their life cycles, disposal techniques are not well-known. As the main components of wind turbines are resin, fiberglass, iron, steel, copper, and concrete, it is expected that large portions of these structures will be recycled.²⁸⁶ However, processes like mechanical separation and melting in a foundry may present hazards for workers, including chemical exposures.²⁸⁷ Blades made up of reinforced or carbon fibers may either be landfilled, recycling, or incinerated. Incineration can lead to the creation of toxic fumes and pollutant ash, while recycling strategies are not well defined.²⁸⁸

More research is required into wind turbine recycling, specifically in designing components for eventual recycling or refurbishing, and for the recycling of rare earth materials.

4.8 Equity Considerations

According to the Bureau for Labor Statistics, wind turbine technician employment is projected to grow 108% in the United States from 2014 to 2024 – growing from 4,400 to 9,200 jobs.²⁸⁹ This does not include any of the indirect jobs produced through turbine manufacture and design. Wind energy employs a variety of workers, from construction and maintenance workers to engineers and site managers.²⁹⁰ On average, wind energy provides more direct employment than fossil fuel generation, providing more individuals with jobs opportunities to support their health and quality of life.²⁹¹ In California from 2002 – 2015, wind energy created a total of 2,754 construction job years, with a large percentage of job openings in Kern County, an area with high unemployment.²⁹² Investments were also made to form training and apprenticeship programs for wind farm construction – programs associated with improved future lifetime

284 Ciang, Lee, and Bang, “Structural Health Monitoring for a Wind Turbine System.”

285 Committee on Offshore Wind Farm Worker Safety, Worker Health and Safety on Offshore Wind Farms.

286 Hertwich, Aloisi de Lardere, and Suh, “Green Energy Choices: The Benefits, Risks, and Trade-Offs of Low-Carbon Technologies for Electricity Production.”

287 Per Dannemand Andersen et al., “Recycling of Wind Turbines,” in Dtu International Energy Report 2014 (Technical University of Denmark, 2014), http://orbit.dtu.dk/fedora/objects/orbit:135159/datastreams/file_e2eb410f-0fa1-4704-8157-05f8cf683691/content.

288 EU-OSHA, Occupational Safety and Health in the Wind Energy Sector European Risk Observatory.

289 Bureau of Labor Statistics, “Occupational Outlook Handbook: Wind Turbine Technicians,” Government Agency Website, United States Department of Labor, Bureau of Labor Statistics, (December 17, 2015), <https://www.bls.gov/ooh/installation-maintenance-and-repair/wind-turbine-technicians.htm>.

290 Max Wei, Shana Patadia, and Daniel M. Kammen, “Putting Renewables and Energy Efficiency to Work: How Many Jobs Can the Clean Energy Industry Generate in the US?,” Energy Policy 38, no. 2 (February 2010): 919–31, doi:10.1016/j.enpol.2009.10.044.

291 Ibid.

292 Betony Jones, Peter Philips, and Carol Zabin, “The Link Between Good Jobs and a Low Carbon Future: Evidence from California’s Renewables Portfolio Standard, 2002–2015” (DONALD VIAL CENTER ON EMPLOYMENT IN THE GREEN ECONOMY Center for Labor Research and Education University of California, Berkeley, July 2016), <http://laborcenter.berkeley.edu/pdf/2016/Link-Between-Good-Jobs-and-a-Low-Carbon-Future.pdf>.

earnings.²⁹³ More information is necessary to assess the training, safety, and job quality for wind turbine technicians involved in maintenance.

Wind energy development must account for where new facilities are sited and how turbine installation may impact local communities. Turbine installation, continued maintenance, and decommissioning will all result in transport-related emissions and the potential for fugitive dust from wind farm sites during land preparation. In areas already suffering from poor air quality – such as Kern County where most of California’s wind turbines are located – these emissions may increase the cumulative impacts from all infrastructure build out in the area. These emission impacts could be intensified in lower income or minority communities.

4.9 Research Needs

1. Conduct life cycle hazard assessment of turbine technologies, including rare-earth magnets
2. Improve infrasound exposure and impact assessment
 - a. Exposure assessment at various turbine-receptor distances
 - b. Epidemiological research on sleep disruption and annoyance from larger turbine design, controlling when possible for known confounders

²⁹³ Ibid.

CHAPTER 5:

Biomass

Biomass energy resources come from a diverse set of organic materials – mostly forest trees, agricultural, livestock, and urban waste streams – and can be used to generate electricity, heat, or biofuels for transportation. Because this report focuses on electricity generation, the following section only discusses biomass electricity production. The impacts of biofuel production cannot be extrapolated from those related to electricity production. A fuller assessment of the health impacts associated with various future bioenergy development scenarios – including the mix of electricity and biofuel production – is necessary.²⁹⁴

5.1 Biomass Electricity Production in California: Current Context

5.1.1 Current and Projected Electricity Generation from Biomass Resources

The Energy Commission estimated that California generated 8,000GWh of electricity from biomass in 2016, roughly 3% of the state's energy. To reach the state's ambitious renewable energy goals, models predict that this could grow to 12,000GWh by 2030, increasing net electricity production slightly.²⁹⁵ According to a 2015 report for the Air Resources Board, the state has an installed generation capacity of 550 MW for woody biomass solid fuel combustion, 280 MW for landfill gas, and 75 MW for wastewater treatment biogas.²⁹⁶

California Senate Bill 1122 (Rubio, Chapter 612, Statutes of 2013) required the California Public Utilities Commission (CPUC) to direct electrical corporations in procuring 250 MW of new small biopower (less than 3 MW per project). Of the 250MW, 110 MW was set aside for wastewater treatment and urban organic waste biogas, 90 MW for dairy and other agricultural bioenergy, and 50MW for forest biomass.²⁹⁷ Governor Schwarzenegger's executive order S-06-06 also required 20% of renewable electricity in CA to be generated from biopower resources through 2020.²⁹⁸

294 Marc Carreras-Sospedra et al., "Assessment of the Emissions and Energy Impacts of Biomass and Biogas Use in California," *Contract 11* (2015): 307.

295 Gregory Brinkman, Jennie Jorgenson, and Marissa Hummon, "California 2030 Low Carbon Grid Study (LCGS): Phase I" (National Renewable Energy Laboratory, 2014), http://lowcarbongrid2030.org/wp-content/uploads/2014/10/LCGS_PhaseI_NRELslides.pdf; CEC, "Renewable Energy – Overview December 2016" (California Energy Commission, December 2016), http://www.energy.ca.gov/renewables/tracking_progress/documents/renewable.pdf.

296 Carreras-Sospedra et al., "Assessment of the Emissions and Energy Impacts of Biomass and Biogas Use in California."

297 Adam Schultz, "Overview of SB 1122 Staff Proposal Rulemaking (R.) 11-05-005" (California Public Utilities Commission, December 3, 2013).

298 Arnold Schwarzenegger, "Executive Order S-06-06" (Executive Department, State of California, April 2006), <http://www.dot.ca.gov/hq/energy/Exec%20Order%20S-06-06.pdf>.

The future of biomass electricity production in California is unclear, as biomass system build out will require public financial support to develop and commercialize more sustainable technologies.²⁹⁹ Modelers suggest that biofuel production may garner greater interest than biomass electricity generation in light of potentially greater air quality benefits when biofuels replace gasoline or diesel in comparison to biomass electricity generation replacing fossil fuel generation.³⁰⁰

5.1.2 Biomass and California's Forests

Wood for energy production has historically been procured primarily through waste streams from timber and construction industry activities and from state and federal forest management projects.³⁰¹ Recently there has been resurgent interest in biomass energy due to the role it might play in managing forest waste resulting from the state's large tree die-off.³⁰² In recent years, California's forests suffered an immense tree die-off due to drought, warmer temperatures, and beetle infestations that resulted in more than 100 million dead trees.³⁰³ As part of a statewide response, Governor Brown signed SB 859 requiring electric utilities to collectively procure 125MW of biomass energy generation from forest biomass sources by December 2016.³⁰⁴

In a 2017 report, the state's Tree Mortality Task Force estimated that there are 14.53 million dead trees statewide that present a "potential direct threat to people, buildings and infrastructure from falling trees" that should be prioritized in removal efforts.³⁰⁵ By some estimates, 500,000 dead trees have already been collected statewide through a joint effort by the Forest Service, the California Department of Forestry and Fire Protection, the California Department of Transportation, and private utilities.³⁰⁶ The question of where the resulting logs will go has become a waste management concern. In response, the state has prioritized deployment of smart development and distribution of biomass energy systems to process at least a fraction of the expected waste.³⁰⁷

299 "California Forest Carbon Plan: Managing Our Forest Landscapes in a Changing Climate," Draft for Public Review (CalFire, California Natural Resources Agency, CalEPA, January 20, 2017).

300 Geoffrey M. Morrison et al., "Comparison of Low-Carbon Pathways for California," *Climatic Change* 131, no. 4 (August 2015): 545-57, doi:10.1007/s10584-015-1403-5.

301 Peter Tittmann, Interview with Peter Tittmann, UC Forest Products Laboratory, Phone, January 18, 2017.

302 Jacques Leslie, "Op-Ed A Beneficial Way to Dispose of the Sierra's Lost Trees: Use Them for Energy," *LA Times*, March 17, 2017.

303 Matt Stevens, "102 Million Dead California Trees 'Unprecedented in Our Modern History,' Officials Say," *LA Times*, November 18, 2016, Web edition, sec. Local, <http://www.latimes.com/local/lanow/la-me-dead-trees-20161118-story.html>.

304 Committee on Budget and Fiscal Review, "Senate Bill No. 859, Chapter 368," Pub. L. No. SB 859 (2016), https://leginfo.ca.gov/faces/billNavClient.xhtml?bill_id=201520160SB859.

305 Tree Mortality Task Force, "Tree Mortality: Facts and Figures" (California Tree Mortality Task Force, April 2017), http://www.fire.ca.gov/treetaskforce/downloads/TMTFMaterials/Facts_and_Figures_April_2017.pdf.

306 Kurtis Alexander, "California's Huge Tree Die-off Expected to Slow after Wet Winter," *San Francisco Chronicle*, April 8, 2017, Web edition, sec. Local, <http://www.sfchronicle.com/bayarea/article/California-s-huge-tree-die-off-expected-to-slow-11059513.php>.

307 Kurtis Alexander, "California Has 66 Million Dead Trees but Nowhere to Put the Wood," *San Francisco Chronicle*, July 1, 2016, Local edition, <http://www.sfchronicle.com/bayarea/article/California-has-66-million-dead-trees-and->

Once trees are removed from forests, the wood can be repurposed, landfilled, converted into energy, or burned in controlled fires. All of these outcomes will have vastly different community health impacts, which are summarized in Table 2 for all solid biomass feedstocks. Biomass energy conversion systems could assist in managing forest waste to prevent or reduce open burning practices near population centers. One study found that, compared with open burning practices, use of forest waste from the Sierra Nevada foothills for electricity production in a stoker boiler and steam turbine resulted in over 96% reduction in PM, CO, and methane emissions, as well as a 14% and 54% reduction in CO₂ and NO_x emissions respectively (including emissions from transporting the materials 96km to the biomass facility).³⁰⁸

Similarly, the gasification system is expecting a reduction in emissions from waste displaced from open burns. A health impact assessment (HIA) of a 2 MW gasification plant in Placer County found an overall reduction in air pollutant emissions. The authors estimated that if the facility is running at capacity, 17,000 bone dry tons of forest sourced biomass per year would be displaced from open-pile burns. This would result in an annual decrease of 78 tons of NO_x, 102 tons of reactive organic gases (ROGs), 167 tons of PM₁₀, and 142 tons of PM_{2.5}.³⁰⁹

There is additional concern that the state's tree die-off will lead to worsening wildfires. Wildfires have increased in recent years as a result of changing seasonal patterns and rising temperatures.³¹⁰ There is not scientific agreement on what impact the millions of dead trees in Western forests have on the potential severity and spread of wildfires in these areas.³¹¹ The relationship of biomass energy resources to wildfire reduction is also unknown as 1) it is not clear what impact the reduction of already collected wood waste will have on wildfires and 2) biomass energy resources have yet to achieve the necessary distribution and funding to respond to the state's vast forest waste. Because of this, future research must model the potential for biomass distribution in relation to prioritized forest waste removal sites, and assess the impact that bioenergy deployment might have on wildfire risk reduction.

Healthy forests provide important ecosystem benefits, including carbon sequestration and watershed protection. These dynamics are impacted by a myriad of factors including droughts, wildfires, and climate change, in addition to forest management and fire prevention practices

nowhere-8337745.php; Edmund G. Brown, "Proclamation of a State of Emergency" (Executive Department, State of California, October 30, 2015), https://www.gov.ca.gov/docs/10.30.15_Tree_Mortality_State_of_Emergency.pdf.

308 Bruce Springsteen et al., "Emission Reductions from Woody Biomass Waste for Energy as an Alternative to Open Burning," *Journal of the Air & Waste Management Association* 61, no. 1 (January 2011): 63-68, doi:10.3155/1047-3289.61.1.63.

309 Sequoia Foundation, "A Health Impact Assessment of the Proposed Cabin Creek Biomass Energy Facility in Placer County, California," Health Impact Assessment (Sequoia Foundation, 2007), www.placer.ca.gov/~media/cdr/.../Biomass/.../HIARreport.as.

310 A. L. Westerling and B. P. Bryant, "Climate Change and Wildfire in California," *Climatic Change* 87, no. S1 (March 2008): 231-49, doi:10.1007/s10584-007-9363-z.

311 Jeffrey A. Hicke et al., "Effects of Bark Beetle-Caused Tree Mortality on Wildfire," *Forest Ecology and Management* 271 (May 2012): 81-90, doi:10.1016/j.foreco.2012.02.005; Garrett W Meigs et al., "Do Insect Outbreaks Reduce the Severity of Subsequent Forest Fires?," *Environmental Research Letters* 11, no. 4 (April 1, 2016): 45008, doi:10.1088/1748-9326/11/4/045008; Sarah J. Hart et al., "Area Burned in the Western United States Is Unaffected by Recent Mountain Pine Beetle Outbreaks," *Proceedings of the National Academy of Sciences* 112, no. 14 (April 7, 2015): 4375-80, doi:10.1073/pnas.1424037112.

(Table 7). More research is necessary on the impacts of management and fire prevention practices on forest ecosystem dynamics.³¹² Research also must focus on how these effects are further impacted by climate change.³¹³ Energy production from forest biomass will be tied to forest management practices into the future. A better understanding of how to promote healthy forests, considering changing temperatures and climates, will aid in planning sustainable biomass energy resources.

312 Tara W. Hudiburg et al., "Regional Carbon Dioxide Implications of Forest Bioenergy Production," *Nature Climate Change* 1, no. 8 (October 23, 2011): 419–23, doi:10.1038/nclimate1264; Morgan L. Wiechmann et al., "The Carbon Balance of Reducing Wildfire Risk and Restoring Process: An Analysis of 10-Year Post-Treatment Carbon Dynamics in a Mixed-Conifer Forest," *Climatic Change* 132, no. 4 (October 2015): 709–19, doi:10.1007/s10584-015-1450-y; Sabina Dore et al., "Management Impacts on Carbon Dynamics in a Sierra Nevada Mixed Conifer Forest," *PloS One* 11, no. 2 (2016): e0150256; Matthew Hurteau and Malcolm North, "Fuel Treatment Effects on Tree-Based Forest Carbon Storage and Emissions under Modeled Wildfire Scenarios," *Frontiers in Ecology and the Environment* 7, no. 8 (October 2009): 409–14, doi:10.1890/080049; Kevin C. Grady and Stephen C. Hart, "Influences of Thinning, Prescribed Burning, and Wildfire on Soil Processes and Properties in Southwestern Ponderosa Pine Forests: A Retrospective Study," *Forest Ecology and Management* 234, no. 1–3 (October 2006): 123–35, doi:10.1016/j.foreco.2006.06.031.

313 Kristina J. Anderson-Teixeira et al., "Altered Dynamics of Forest Recovery under a Changing Climate," *Global Change Biology* 19, no. 7 (July 2013): 2001–21, doi:10.1111/gcb.12194.

Table 7: Potential Fates of Forest Waste and Related Impacts

Source	Potential Disposal	Exposure	Health Impacts
Forest Waste	Wildfire	Dangerous and uncontrolled fire, Polluted smoke (PM, CO, O3, mercury, VOCs, and other air toxics, etc.), watershed pollution, short lived climate pollutants (i.e. methane and black carbon), CO2	Asthma exacerbation, chronic obstructive pulmonary disease, bronchitis, pneumonia, eye irritation, sore throat, wheeze, cough, and chest pain, cardiovascular outcomes, increased mortality, toxic emissions from burned transmission lines and other electrical or chemical equipment, mental health impacts, climate change
	Open Burn	Emission of criteria pollutants, short lived climate pollutants (i.e. methane and black carbon), CO2, ash, dioxins, furans,	Susceptibility to respiratory infections, irritation of lung and respiratory symptoms (e.g., cough, chest pain, difficulty breathing), eye and throat irritation, asthma exacerbation, bronchitis, lung damage, cardiovascular effects, cancer, heavy metal poisoning (will depend on specific components), impaired fetal development, climate change
	Landfill	Land use issue, methane emissions, potential for toxic leaching into surrounding water or soil	Climate change, leachates into local water systems, eye irritation, upper respiratory irritation and illness, odor impacts
	Bioenergy	Emission of criteria pollutants, CO2	Depending on conversion technology and emissions mitigation used: Susceptibility to respiratory infections, irritation of lung and respiratory symptoms (e.g., cough, chest pain, difficulty breathing), eye and throat irritation, asthma exacerbation, bronchitis, lung damage, cardiovascular effects, cancer, heavy metal poisoning (will depend on specific components), impaired fetal development, climate change

Colors are used to compare the severity of emissions and potential impacts (Red – high impact, Orange – Medium impact, Yellow – Moderate impact)

Source: Liu et al. "A systematic review of the physical health impacts from non-occupational exposure to wildfire smoke." 2015. Springsteen et al., "Emission Reductions from Woody Biomass Waste for Energy as an Alternative to Open Burning," January 2011; CDC, "Criteria Air Pollutants;" EPA, "Landfills"

5.2 Overview of Biomass Electricity Production and Related Impacts

Biomass power plants convert organic matter from forest, agriculture, and urban waste streams into electricity. The siting, distribution, and scale of biomass facilities and technologies, and the differences in emissions associated with various biomass development scenarios, all dramatically affect potential health impacts. It is thus difficult to draw conclusions about the health impacts of biomass electricity absent further research and modeling on the likely characteristics of various biomass development scenarios and the emissions expected from each.

For solid biomass, feedstocks are combusted in direct fire or gasification plants to drive a turbine for electricity production. Potential impacts will also vary based on the conversion technology used. For instance, developing gasification systems have lower projected air emissions than traditional combustion systems, but costs have limited the commercial application of these technologies.³¹⁴ For biogas feedstocks, gases produced naturally through anaerobic digestion are used to generate electricity. Future statewide biomass scenarios must account for changes in technology mixes to better model potential impacts.

This section discusses size and distribution of facilities (5.2.1), conversion technology used (5.2.2), and feedstock life cycle (5.2.3) as they apply to future biomass deployment in the state. The following sections (5.3 – 5.5) discuss the life cycles of biomass and biogas feedstocks, noting potential hazards and impacts.

5.2.1 Size, Distribution, and Transportation Hazards

Differences in facility size and siting throughout the state will influence the potential health impacts of biomass deployment. Historically, biomass energy production had been linked with large timber-processing facilities, and feedstocks were transported to these utility-scale installations to be converted into energy.³¹⁵ However, more emphasis is currently being placed on smaller, distributed systems closer to feedstock sources, thus reducing impacts related to feedstock transport and storage.³¹⁶ These distributed systems, if sited appropriately, could potentially improve grid resiliency in more remote areas.³¹⁷ The feasibility, likelihood, and scale of building out smaller, distributed biomass electricity systems is currently unclear, and determination of potential health impacts will thus require further study based on better modeling of how these systems will grow in use throughout the state.

Biomass facility location and siting will affect its cumulative impacts. For instance, some advocacy groups are concerned that unless new biomass facilities are built near forest waste resources, expanding bioenergy production could result in significant shipment of forest waste

314 “California Forest Carbon Plan: Managing Our Forest Landscapes in a Changing Climate.”

315 Arne Jacobson, Interview with Arne Jacobson, Humboldt State University, Phone, October 17, 2016.

316 Julia Levin, Interview with Julia Levin, Bioenergy Association of California, In Person, September 9, 2016; Schultz, “Overview of SB 1122 Staff Proposal Rulemaking (R.) 11-05-005.”

317 Jacobson, Interview with Arne Jacobson, Humboldt State University.

to facilities in the Central Valley. The Central Valley already endures poor air quality. The added transport and conversion emissions would create more negative impacts on regional air quality, with the potential to boost open agricultural burning if facilities reach maximum capacity from forest wastes.³¹⁸ While distributed, transportable systems will still require transport of machinery to feedstock sites, they will remove the impacts on surrounding communities from emissions of continuous feedstock transport to a utility-scale facility. As a result, transport related hazards for communities depends on the scale and siting of biomass facilities.

5.2.2 Conversion Technology

Conversion is the process via which biomass feedstocks are converted into thermal energy that can then be converted to electricity, heat, or fuel. This report focuses on conversion systems for electricity production. For solid biomass, these technologies include direct-fire/combustion and evolving gasification technologies. The main health impacts associated with conversion and electricity generation are related to emissions of particulate matter and other criteria pollutants from the combustion system, though emerging gasification technologies appear to have limited these emissions in their initial small-scale development.³¹⁹

5.2.2.1 Direct-Fired Plants

Conventional biomass energy systems use direct-fired or combustion plants. These plants burn feedstock in a boiler to produce steam, which drives a turbine for power generation. The most common combustion systems in use today are stoker boilers and fluidized bed boilers. For direct-fired plants, more than 90% of NO_x, CO, PM, and SO_x emissions and 98% of GHG emissions occur during the combustion phase.³²⁰ Table 8 compares emissions from a direct fire biomass boiler to those from facilities using emerging gasification systems.³²¹ These air emissions should be compared to reductions in similar emissions from offsetting open burning practices. However, they have the potential to cause health impacts in facility workers and surrounding populations and are summarized in Table 9.

It is important to improve understanding of the emissions and ambient air impacts of air toxics associated with biomass combustion at varying scales (large, utility-scale and distributed systems).³²² Better data is needed to characterize emissions under different fuel compositions

318 Dolores Weller et al., “Comments on Draft Forest Carbon Action Plan” (Central Valley Air Quality Coalition, Central California Environmental Justice Network, Central California Asthma Collaborative, Medical Advocates for Healthy Air, Association of Irrigated Residents, March 17, 2017), http://www.fire.ca.gov/fcat/downloads/FCAT_PublicComment/Genevieve%20Gale-FCAPComments-CentralValley.pdf; Ricardo American Lung Association, “State of the Air 2016” (American Lung Association, 2016), <http://www.lung.org/local-content/california/documents/state-of-the-air/2016/sota-2016-full-report.pdf>.

319 Robert B. Williams and Stephen Kafka, “Biomass Gasification - DRAFT,” Draft Interim Project Report (California Biomass Collaborative / California Renewable Energy Collaborative, University of California, Davis, January 2015), http://biomass.ucdavis.edu/files/2015/10/Task7-Report_Biomass-Gasification_DRAFT.pdf.

320 Carreras-Sospedra et al., “Assessment of the Emissions and Energy Impacts of Biomass and Biogas Use in California.”

321 D. Schuetzle, G. Tamblyn, and F. Tornatore, “Appendix 10: Power Plant Analysis for Conversion of Forest Remediation Biomass to Renewable Fuels and Electricity. Report to the Biomass to Energy Project (B2E)” (California Energy Commission, January 2010).

322 Polly Hoppin and Molly Jacobs, “Wood Biomass for Heat & Power: Addressing Public Health Impacts, Summary of a 2011 Symposium” (Wood Biomass for Heat and Power: Addressing Public Health Impacts, Massachusetts Medical

and from emerging combustion technologies. To ensure the protection of surrounding community health, health impact assessments (HIAs) – like the one completed for the Placer County gasification facility – could be an important tool during site planning.³²³ Because emissions will depend on many variables, including location and type of facility, the ability of a site-specific HIA to account for these considerations would be useful. For smaller, distributed systems, there is a need for more information on air dispersion analyses, especially for combustion units that may fall below regulatory thresholds requiring impact analyses.³²⁴ On the other hand, site-specific assessments may not adequately address the cumulative impacts associated with siting in areas with multiple other emissions sources, or of build out of multiple facilities in an already polluted air basin.

5.2.2.2 Gasification

Gasification systems are highly efficient, developing technologies that allow for far more effective pollutant removal. They significantly reduce emissions of particulate matter and criteria pollutants like SO_x and NO_x relative to direct-fired systems or open burn practices.³²⁵ The gasification process produces a gas, or syngas, through drying the feedstock followed by heating of the feedstock in anaerobic conditions. These processes can then be followed by combustion with “cracking” to break down larger molecules, like tar, in the presence of oxygen, before this oxygen is removed through a production process. This process is shown in more detail in Figure 9 for All Power Lab’s gasification technologies.³²⁶ This syngas can then be used to generate electricity through firing in reciprocating engines, microturbines, Stirling engines, or fuel cells.³²⁷ Gasification technologies have demonstrated greater flexibility when compared to direct combustion mechanisms, as they can handle a diverse set of feedstocks. Additionally, they can be used in versatile applications, from boilers, engines, and fuel cells, to pipeline distribution or in combination with natural gas and other fuel gases.³²⁸ However, these technologies - while promising - are not yet widely commercially available.³²⁹

In 2011, the Sequoia Foundation completed an HIA for a 2MW gasification facility planned for Placer County. From the facility’s Environmental Impact Report, it was found that emissions of

Society in Waltham, Massachusetts: Lowell Center for Sustainable Production University of Massachusetts Lowell, 2012), <http://www.sustainableproduction.org/downloads/WoodBiomassSymposium-Full-Final.pdf>.

323 Sequoia Foundation, “A Health Impact Assessment of the Proposed Cabin Creek Biomass Energy Facility in Placer County, California”; Hoppin and Jacobs, “Wood Biomass for Heat & Power: Addressing Public Health Impacts, Summary of a 2011 Symposium.”

324 Hoppin and Jacobs, “Wood Biomass for Heat & Power: Addressing Public Health Impacts, Summary of a 2011 Symposium.”

325 Williams and Kafka, “Biomass Gasification - DRAFT.”

326 All Power Labs, “How Gasification Works,” All Power Labs, 2017, <http://www.allpowerlabs.com/gasification-explained>.

327 EPA, “Chapter 5. Biomass Conversion Technologies,” Biomass CHP Catalog (U.S. Environmental Protection Agency Combined Heat and Power Partnership, September 2007), https://www.epa.gov/sites/production/files/2015-07/documents/biomass_combined_heat_and_power_catalog_of_technologies_5_biomass_conversion_technologies.pdf.

328 Ibid.

329 Jaquelyn Birdsall et al., “Repowering Solid Fuel Biomass Electricity Generation,” Final Project Report (California Biomass Collaborative / California Renewable Energy Collaborative, University of California, Davis, April 2012).

NOx, PM, and reactive organic agents (ROGs) would fall below the California Environmental Quality Act's significance thresholds for the Placer County Air Pollution Control District. Based on the facility's planned location, emissions related to the plant's life cycle were considered insignificant, even for potentially vulnerable populations, as residences were located at least 1000ft from the site.³³⁰ A health risks assessment (HRA) of modeled air toxic emissions (i.e. benzene, formaldehyde, acrolein, nickel, etc.) found that cancer and non-cancer related health risks were non-significant for surrounding populations based on the facility's siting.³³¹ This HRA over-estimated emissions as emissions data for the planned gasification system were not available.³³² In total, the facility is expected to reduce overall emissions by displacing wood waste from open burning practices.³³³

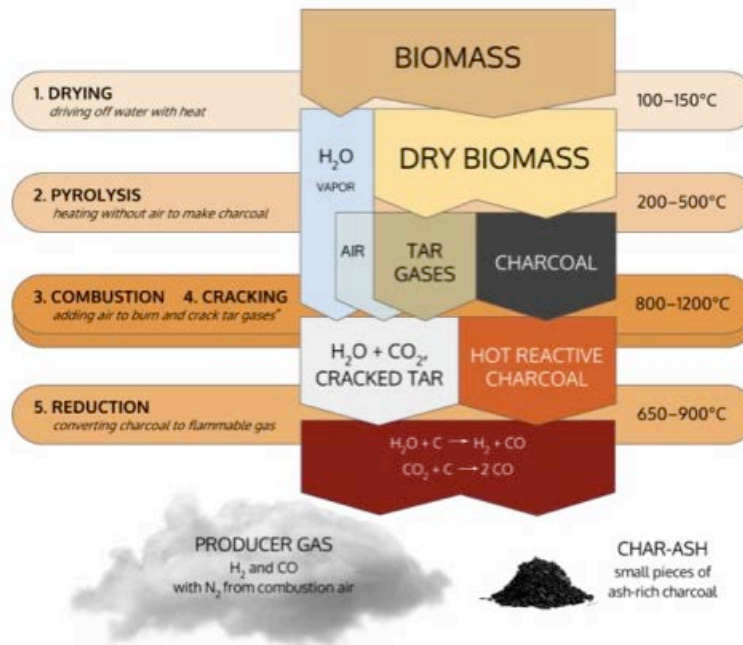
330 Sequoia Foundation, "A Health Impact Assessment of the Proposed Cabin Creek Biomass Energy Facility in Placer County, California."

331 Air Permitting Specialists, "Final Report: Analysis of Public Health Risks Associated with Operation of a Biomass Power Plant," Phase II Report, U.S. Department of Energy/Placer County Biomass Utilization Pilot Project (Auburn, CA: Placer County Planning Services Division, September 7, 2011).

332 Ibid.

333 Sequoia Foundation, "A Health Impact Assessment of the Proposed Cabin Creek Biomass Energy Facility in Placer County, California."

Figure 9: Gasification Process for All Power Labs Gasification Systems



Source: All Power Labs, 2016 (<http://www.allpowerlabs.com/gasification-explained>)

Current research is focused on how syngas can be more efficiently cleaned, especially at high temperatures, to reduce energy loss throughout the process.³³⁴ The cleaning process used depends on the composition of the feedstock as well as the end use product (i.e. electricity, fuel, or heat). For smaller electricity generation systems, cleaning is typically limited to particulate and tar removal.³³⁵ For gas turbine applications, sulfur compounds must be removed, and current cleaning techniques have achieved 95-99.9% efficiency.³³⁶

Syngas can contain contaminants, such as tars, PM, alkali compounds, and ammonia, which need to be removed before this gas can be used in engine, microturbine, or fuel cell applications.³³⁷ These are illustrated in Figure 10. These ultimate applications will impact the ultimate emissions of the biomass conversion process, as advanced technologies like fuel cells are expected to significantly lower related air emissions from the electricity conversion process. One example modeling ozone emissions is shown in Figure 11.³³⁸ This figure shows high levels of ozone from maximum deployment of current biomass facilities; however, ozone levels drop severely when enhanced technologies like gasification and fuel cells were implemented. Further

334 EPA, "Chapter 5. Biomass Conversion Technologies."

335 Kevin J. Whitty, Hongzhi R. Zhang, and Eric G. Eddings, "Emissions from Syngas Combustion," *Combustion Science and Technology* 180, no. 6 (May 15, 2008): 1117-36, doi:10.1080/00102200801963326.

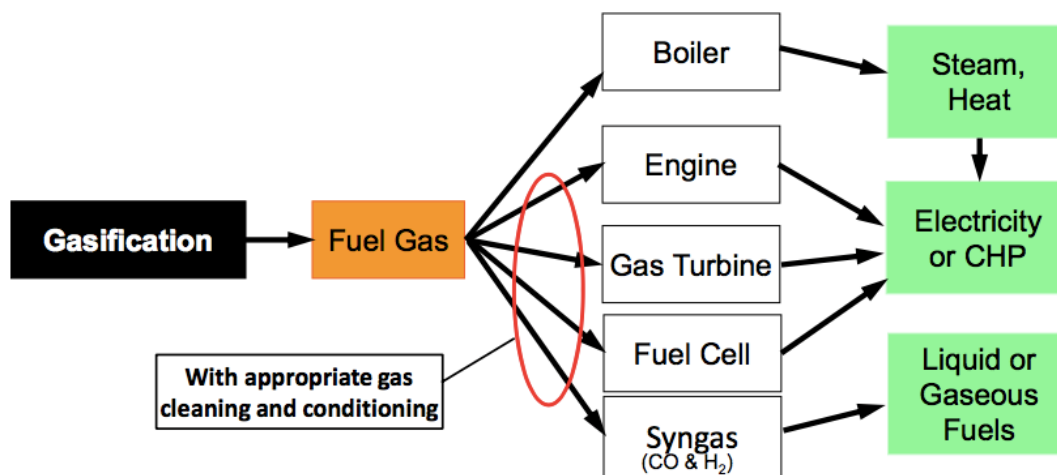
336 Ibid.

337 EPA, "Chapter 5. Biomass Conversion Technologies."

338 Carreras-Sospedra et al., "Assessment of the Emissions and Energy Impacts of Biomass and Biogas Use in California."

ozone depletion is shown for biofuel development. A comparison of emissions from engine and fuel cell power generation is found Section 5.6.5. More data is necessary to model how and where these technologies are likely to develop in California and what the expected air emissions – both GHG and pollutants – would be from such real-world applications.

Figure 10: Gasification Applications



Source: Robert B. Williams and Stephen Kafka, “Biomass Gasification - DRAFT,” Draft Interim Project Report (California Biomass Collaborative / California Renewable Energy Collaborative, University of California, Davis, January 2015), http://biomass.ucdavis.edu/files/2015/10/Task7-Report_Biomass-Gasification_DRAFT.pdf.

A byproduct of these gasification systems is a condensed solid waste, or biochar, which can be used as soil additive.³³⁹ Recent studies have assessed the role of biochar in promoting soil nutrients and reducing pollutant transport, and some have assessed the potential for toxics like metals, metalloids and polycyclic aromatic hydrocarbons (PAHs) to be present and leach from biochar application.³⁴⁰ This potential for contamination will depend on the feedstock source and electricity generating technology and more research is necessary to produce informed policy for safe biochar agricultural applications.³⁴¹

To date, there are no long-term studies of health impacts from biomass gasification plants, and emissions data from these emerging technologies are limited (Table 8).³⁴² More research is required as to actual emissions from gasification biomass systems in real world applications as they continue to develop. There is also a demand for more comprehensive deployment

339 “California Forest Carbon Plan: Managing Our Forest Landscapes in a Changing Climate.”

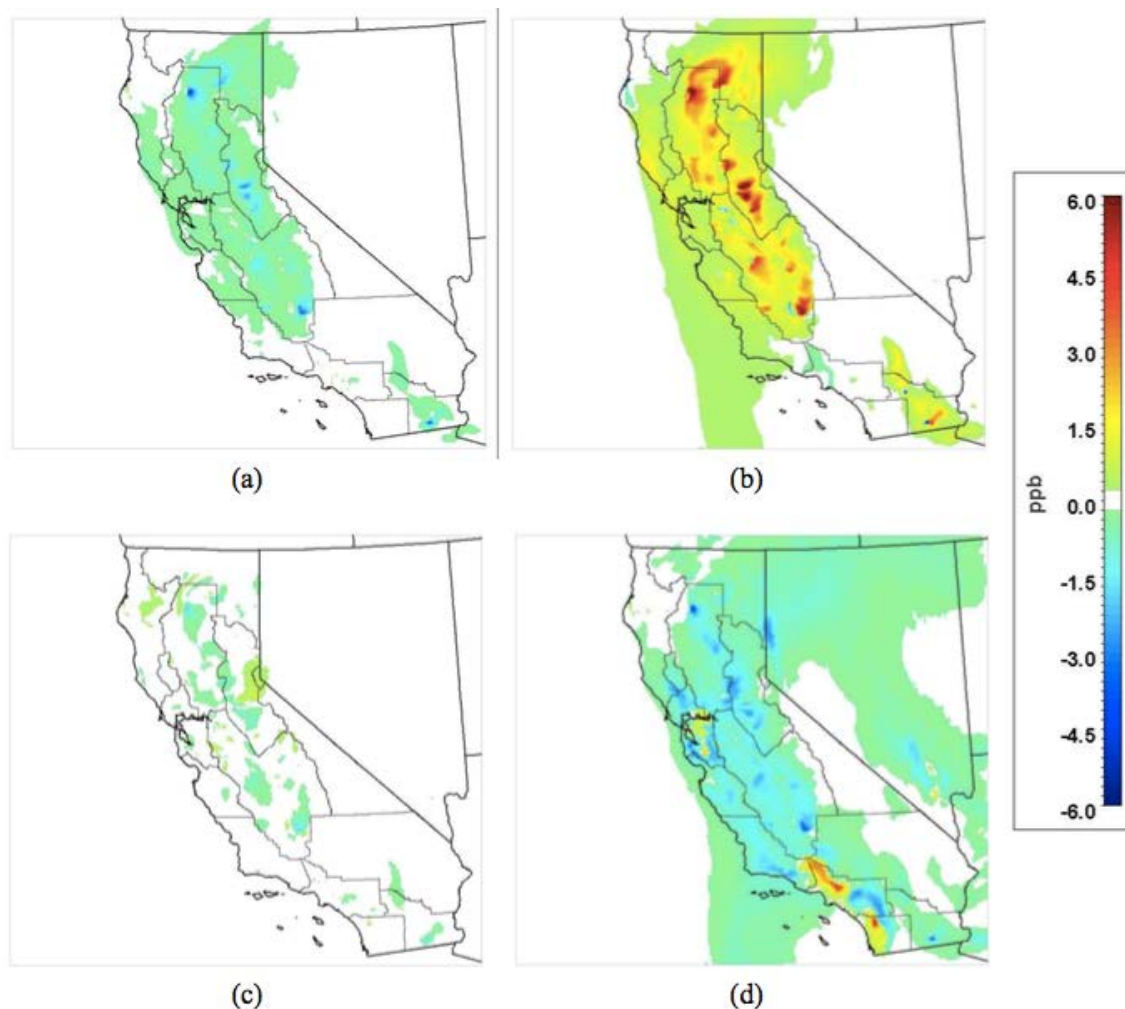
340 Alessia Freddo, Chao Cai, and Brian J. Reid, “Environmental Contextualisation of Potential Toxic Elements and Polycyclic Aromatic Hydrocarbons in Biochar,” *Environmental Pollution* 171 (December 2012): 18–24, doi:10.1016/j.envpol.2012.07.009; Michał Kołtowski and Patryk Oleszczuk, “Toxicity of Biochars after Polycyclic Aromatic Hydrocarbons Removal by Thermal Treatment,” *Ecological Engineering* 75 (February 2015): 79–85, doi:10.1016/j.ecoleng.2014.11.004.

341 Freddo, Cai, and Reid, “Environmental Contextualisation of Potential Toxic Elements and Polycyclic Aromatic Hydrocarbons in Biochar.”

342 Sequoia Foundation, “A Health Impact Assessment of the Proposed Cabin Creek Biomass Energy Facility in Placer County, California.”

scenarios for biomass generation in California, so the future siting of gasification systems, and the potential for related health impacts, can be assessed (Table 9).

Figure 11: Change in Peak Summer Ozone Concentrations with Different Biomass Deployment by 2020 Using the Community Multiscale Air Quality Model



Compared to a baseline scenario of emissions from biomass facilities operating in 2014, the four scenarios modeled include (a) No biomass to evaluate impact of current system on air quality (b) Maximum biopower production (4.66GW) where facilities were located in 2014 using current technologies, (c) Maximum biopower production (4.66GW) where facilities were located in 2014 using enhanced technology like gasification and fuel cell systems, (d) Maximum production of compressed natural gas (CNG) from biomass for vehicle consumption (16% of gasoline vehicles are converted to CNG vehicles) assuming same emissions from petroleum refining. (This does not model new or likely biomass energy systems in the state.)

Source: Marc Carreras-Sospedra et al., "Assessment of the Emissions and Energy Impacts of Biomass and Biogas Use in California," *Contract 11* (2015): 307.

Table 8: Direct Emissions from Biomass Combustion and Gasification Systems

Pollutants	Direct Emissions (lbs/MMBtu output)	
	Average Biomass Combustion Boiler	Integrated Gasification and Combustion Power Plant
Volatile Organic Compounds (VOCs)	0.085	0.018
Carbon Monoxide (CO)	0.897	0.07
Nitrous Oxides (NOx)	0.329	0.067
Particulate Matter (PM)	0.269	0.03
Sulfur Oxides (SOx)	0.125	0.01
Carbon Dioxide (CO ₂)	890	884

(The biomass boiler emissions are based on CA-GREET 1.8b values, which the author notes, is in the range of emissions of biomass boilers inventoried by the California Biomass Collaborative)

Source: Scheutzle et al. 2010³⁴³

Table 9: Criteria Pollutants Health Impacts

Emission	Related Health Impacts (EPA, 2017)
SOx	Irritation of respiratory system, asthma exacerbation and development, difficulty breathing (also forms particulate matter through secondary reactions)
NOx	Irritation of respiratory system, asthma exacerbation and development, difficulty breathing (also forms ozone and particulate matter through secondary reactions)
PM	Exacerbated asthma, difficulty breathing, irritation of the airways, coughing, irregular heartbeat, decreased lung function, and premature death in people with heart or lung disease
CO	Headaches, fatigue, exacerbation of heart disease and angina (higher concentrations unlikely outdoors, but can lead to confusion and death)
VOCs	Eye and skin irritation, nausea, headaches (depending on specific composition, certain compositions are known carcinogens)

Source: EPA, "Criteria Air Pollutants"

5.2.3 Feedstock

The feedstocks used as fuel for electricity production in biomass facilities are diverse and, therefore, have different impacts on workers, surrounding communities, and ecosystems. Biomass resources can be categorized as:

- Solid biomass (from forest, agricultural, and urban wood waste)
- Biogas (from landfills, wastewater treatment systems, diverted organic waste such as food and food processing waste, and manure digesters)

³⁴³ Schuetzle, Tamblin, and Tornatore, "Appendix 10: Power Plant Analysis for Conversion of Forest Remediation Biomass to Renewable Fuels and Electricity. Report to the Biomass to Energy Project (B2E)."

- The life cycle of biomass electricity production follows a different life cycle process than other technologies included in this report (Figure 12).

Figure 12: Biomass Electricity Generation Life Cycle Stages

1. Feedstock Sourcing
2. Feedstock Transport
3. Site Development
4. Feedstock Processing and Storage
5. Conversion and Electricity Generation
6. Decommissioning

Life cycle GHG emissions from biomass electricity production will depend on a myriad of facility characteristics (i.e. feedstock, feedstock processing, conversion technology, site location). Comparison of these emissions to those from other generation systems also requires assessment of how the feedstock would have otherwise been managed and of GHG emissions from alternative energy mixes.³⁴⁴ These complexities have made modeling life cycle GHG emissions difficult and controversial. Research is currently focused on producing a tool that can account for these intricacies.³⁴⁵

5.3 Potential Health Impacts of Electricity Production from Forest Waste

5.3.1 Sourcing

Procuring forest waste will involve occupational hazards found throughout timber and tree-removal industries. The following hazards pertain to all logging and forest industries, through whose waste streams, biomass energy production will obtain feedstock. However, as OSHA credits logging as one of the most hazardous occupations in the US, these hazards are included as part of the life cycle occupational health impacts of forest products used in energy production.³⁴⁶ Workers are exposed to hazards of working with heavy loads, with chainsaws, at heights, and on potentially unstable surfaces and trees.³⁴⁷ In mechanical operations, loggers will also be exposed to physical hazards of working with heavy equipment. These hazards can be amplified based on landscape; many of the dead and fallen trees are located in remote, mountainous, currently roadless terrain. These trees are expected to be a major source of

³⁴⁴ Birdsall et al., “Repowering Solid Fuel Biomass Electricity Generation.”

³⁴⁵ USDA Forest Service, “Biomass to Energy: Forest Management for Wildfire Reduction, Energy Production, and Other Benefits” (California Energy Commission, 2009); Thomas Buchholz et al., “A Global Meta-Analysis of Forest Bioenergy Greenhouse Gas Emission Accounting Studies,” *GCB Bioenergy* 8, no. 2 (March 2016): 281–89, doi:10.1111/gcbb.12245.

³⁴⁶ OSHA, “Logging,” Government Agency Website, United States Department of Labor, Occupational Safety and Health Administration, (n.d.), <https://www.osha.gov/SLTC/logging/>.

³⁴⁷ OSHA, “Logging E-Tool,” Government Agency Website, United States Department of Labor, Occupational Safety and Health Administration, (2000), https://www.osha.gov/SLTC/etools/logging/manual/limbing_bucking.html.

woody biomass in the coming decade. The isolated terrain may impact the effectiveness and applicability of known safety protocols for loggers.³⁴⁸

³⁴⁸ Peter A. Angwin et al., "Hazard Tree Guidelines for Forest Service Facilities and Roads in the Pacific Southwest Region," USDA Forest Service, Pacific Southwest Region, Report# RO 12, no. 1 (2012).

5.3.2 Transportation

General transportation related hazards and air emissions are discussed in Section 1.5.3 LCA.3. However, transport-related hazards from biomass energy production are unique among the other technologies discussed in this report. Transport hazards will differ based on the scale, placement, and distribution of the system implemented. Larger, utility-scale applications will require feedstocks to be continuously transported to the facility to maintain its operation. To account for life cycle air emissions from these facilities, diesel and criteria pollutant emissions from feedstock transport should be included.

Transportation of forest biomass from the harvest site to a biomass facility in larger, utility-scale systems can occur before or after processing, and hazards will differ based on the amount of biomass being transported. During transportation of forest waste, workers can be exposed to particulate matter made up of bioaerosols and dusts during loading and unloading of transported materials.³⁴⁹ These bioaerosols can include molds, fungi, bacteria, and endotoxins, which can be harmful if workers are unprotected or chronically exposed.³⁵⁰ The direct impacts of these exposures depends on particular bioaerosol components, as various molds and fungi will have varying health effects that are difficult to determine.³⁵¹ Other hazards include the potential for buildup of carbon monoxide and volatile organics in contained transport spaces (i.e. covered truck beds).³⁵² The make-up of these potential emissions differs by fuel source and moisture content.³⁵³ Gaseous buildup can be hazardous for site management and transport workers, especially in instances when feedstocks are stored and transported in confined spaces.³⁵⁴ These hazards do not apply to smaller, distributed systems where feedstock resources are not transported.

The high cost and related emissions of transporting feedstocks to utility-scale facilities is a challenge for the state's current biomass system. While distributed, gasification systems are considered a possible reply to this challenge, these will require public financial support to develop and commercialize.³⁵⁵

5.3.3 Site Development

349 Annette Rohr et al., "Potential Occupational Exposures and Health Risks Associated with Biomass-Based Power Generation," *International Journal of Environmental Research and Public Health* 12, no. 7 (July 22, 2015): 8542–8605, doi:10.3390/ijerph120708542.

350 Ibid.

351 J. Douwes et al., "Bioaerosol Health Effects and Exposure Assessment: Progress and Prospects," *The Annals of Occupational Hygiene* 47, no. 3 (April 2003): 187–200, doi:10.1093/annhyg/meg032.

352 Urban R. Svedberg et al., "Emission of Hexanal and Carbon Monoxide from Storage of Wood Pellets, a Potential Occupational and Domestic Health Hazard," *The Annals of Occupational Hygiene* 48, no. 4 (June 2004): 339–49, doi:10.1093/annhyg/meh015; Rohr et al., "Potential Occupational Exposures and Health Risks Associated with Biomass-Based Power Generation."

353 Jaya Tumuluru et al., "Analysis on Storage Off-Gas Emissions from Woody, Herbaceous, and Torrefied Biomass," *Energies* 8, no. 3 (March 2, 2015): 1745–59, doi:10.3390/en8031745.

354 Rohr et al., "Potential Occupational Exposures and Health Risks Associated with Biomass-Based Power Generation."

355 "California Forest Carbon Plan: Managing Our Forest Landscapes in a Changing Climate."

Construction of biomass facilities can have negative impacts on local air quality and water quality, depending on where facilities are located. These impacts range from site preparation and land clearing practices, to subsequent increased traffic impacts. Related emissions and hazards are discussed in Section LCA.4. The risk of potential exposure to *Coccidioides* fungal spores and resulting Valley Fever risk is a potential outcome from large-scale biomass development, and these concerns are also covered in LCA.4. These impacts may be cumulative in communities experiencing build-out of multiple facilities.

5.3.4 Materials Processing and Storage

For energy conversion technologies and facilities, forest waste products must be prepared before they can be used to generate electricity. In distributed biomass generating systems, forest waste can be chipped or processed at the harvest site to produce usable feedstock for both gasification and combustion systems. Further processing, such as torrefication – anaerobic roasting of chipped wood into briquettes with greater energy densities – will require larger facility capacity.³⁵⁶ Torrefication is not always necessary for bioenergy production, and other processing stages at utility-scale facilities could include drying, sizing, and grinding.

In larger facilities, the processed feedstock then has to be stored until it is loaded into the boiler, gasifier, or digester. In smaller, distributed systems, feedstocks can be used more immediately without need for storage.

5.3.4.1 Processing

Forest wastes are often sent through chipping, pelleting, or mulching machinery to produce correctly sized feedstocks for biomass conversion machinery. In distributed systems, this can be done at the harvest site. The major exposure of concern for workers and surrounding communities is the creation of particulate matter, which can include bioaerosols and volatile organic compounds, such as aldehydes.³⁵⁷ The direct impacts of these exposures depends on particular bioaerosol components.³⁵⁸ Exposures will also depend on the proximity of chipping or pelleting takes place relative to population centers, and the protective equipment used by workers to prevent emissions and inhalation.

Processing of forest waste at both distributed and utility-scale biomass facilities produces wood dust. The US National Toxicology Program and the International Agency for Research on Cancer classify wood dust as a known human carcinogen, as epidemiological studies have shown strong associations between wood dust exposure and nasal cavity cancers, specifically adenocarcinoma.³⁵⁹ Wood dust exposure is also associated with occupational asthma and can cause skin and eye irritation.³⁶⁰ Airborne wood dust also poses a potential fire hazard if an ignition source is present. Wood dust exposures can be controlled with proper protective equipment and engineering controls. Further, workers exposed to high wood dust levels can wear respirators to prevent inhalation.³⁶¹

Additional processing of wood to create products with higher energy densities, such as torrefication, is being explored as a means of improving the cost-effectiveness of biomass

356 Jacobson, Interview with Arne Jacobson, Humboldt State University.

357 Rohr et al., “Potential Occupational Exposures and Health Risks Associated with Biomass-Based Power Generation.”

358 Douwes et al., “Bioaerosol Health Effects and Exposure Assessment.”

359 NTP, “Report on Carcinogens, Fourteenth Edition: Wood Dust” (U.S. Department of Health and Human Services, National Toxicology Program, November 3, 2016).

360 Gene Darling and Kate Oliver, “Wood Dust and Occupational Asthma” (Occupational Health Surveillance and Evaluation Program (OHSEP), Occupational Health Branch, California Department of Health Services, Labor Occupational Health Program (LOHP), Center for Occupational and Environmental Health, School of Public Health, University of California, Berkeley, January 2004), <https://archive.cdph.ca.gov/programs/ohsep/Documents/wooddust.pdf>.

361 Ibid.

energy production. The costs of transporting and processing materials for energy production would be offset by the increase in energy produced per unit volume of feedstock.³⁶² This processing would likely require larger facilities and larger energy inputs and could involve repurposing abandoned mills throughout the state, a consideration that should be included in modeling of biomass development processing in future biomass energy systems.³⁶³

For gasification systems, moisture content of the feedstock must be limited. As increasing wood moisture content causes reduction in the resulting syngas' net energy available. While up to 60% of typical harvested plant material's weight can be water, some gasification systems require moisture content as low as 20%.³⁶⁴ Freshly harvested biomass will need to be heated to remove water, which can increase the costs of these systems, though distributed technologies have developed drying mechanisms.³⁶⁵ The potential for PM exposures during this process depends on the drying mechanism used and containment mechanisms in place to prevent exposure.

5.3.4.2 Storage

Storage of feedstocks in tanks and silos at large, utility-scale facilities before and after processing poses potential risks of PM inhalation (See Sections 5.2.2 and 5.3.3.1). Design and automation of storage facilities reduces risks relative to more manual systems. These controls also depend on the facility's capacity and the type of fuel stored, as seasonal feedstocks can require storage for much longer periods.³⁶⁶

Utility-scale feedstock storage poses a risk for store collapse or fire due to faulty design, change in fuel composition, or storage overload.³⁶⁷ Other potential occupational hazards include those from slips, falls, and ladder-use.

5.3.5 Conversion

Workers may be exposed to ash residues from combustion of biomass through dermal contact or inhalation, depending on the ash containment system used.³⁶⁸ Ash residues from burning solid biomass in direct fire plants may contain metals (i.e. mercury, nickel, arsenic, cobalt, and chromium), polycyclic aromatic hydrocarbons (PAHs), and in some cases silica.³⁶⁹ Additionally, biomass ash may contain radionuclides, but this has not been studied extensively.³⁷⁰ Risk of

362 Jacobson, Interview with Arne Jacobson, Humboldt State University.

363 Ibid.

364 EPA, "Chapter 5. Biomass Conversion Technologies."

365 Ibid.; All Power Labs, "How Gasification Works."

366 Martina Poeschl, Shane Ward, and Philip Owende, "Environmental Impacts of Biogas Deployment - Part I: Life Cycle Inventory for Evaluation of Production Process Emissions to Air," *Journal of Cleaner Production* 24 (March 2012): 168-83, doi:10.1016/j.jclepro.2011.10.039.

367 Rohr et al., "Potential Occupational Exposures and Health Risks Associated with Biomass-Based Power Generation."

368 Ibid.

369 Ibid.

370 C. Organo et al., "Investigation of Occupational Radiation Exposures to NORM at an Irish Peat-Fired Power Station and Potential Use of Peat Fly Ash by the Construction Industry," *Journal of Radiological Protection* 25, no. 4 (December

exposure to these hazards depends on the facility type and disposal process, as well feedstock material and the extent to which workers handle ash. The occupational risks of biomass ash residue exposure - as well as administrative and engineering controls to protect workers - are likely to be similar to those of coal ash handling, though this will depend on ash composition.³⁷¹ However the variable composition of biomass feedstocks and resulting ash suggests that further evaluation of worker risk and effectiveness of protective mechanisms is warranted.

6, 2005); Rohr et al., "Potential Occupational Exposures and Health Risks Associated with Biomass-Based Power Generation."

371 Rohr et al., "Potential Occupational Exposures and Health Risks Associated with Biomass-Based Power Generation."

5.3.6 Decommissioning

Impacts from general electricity facility decommissioning can be found in Section 1.5.6 LCA.6 and pertain to larger, utility-scale biomass facilities. These impacts will vary based on the facility location and scale. Smaller, distributed systems will have less of an impact than larger systems.

5.4 Potential Health Impacts of Electricity Production from Agricultural Waste

5.4.1 Sourcing

Agricultural residues include prunings from orchards and vineyards, crop residues, and food processing residues (rice hulls, shells, and pits). Electricity and fuel can also be generated from dedicated crops, or those grown specifically for biomass conversion. In California, most agricultural biomass resources used are residues from crops and wastes from orchards and vineyards, and there is little use of dedicated crops for electricity production because of concerns such as land use and water consumption.³⁷² This section focuses on converting agricultural waste streams with resources mainly located in California's Central Valley.³⁷³

Assessing potential hazards or health impacts related to sourcing agricultural wastes for biomass electricity production should be considered in the context of alternative fates for these resources. As with forest waste, use of agricultural wastes as feedstock for biomass energy production facilities may displace these resources from open burning practices (Table 10). Reductions in related emissions were discussed in Section 5.1.2. Agricultural wastes may also be transported to landfills, requiring additional land use for these facilities and increased methane emissions associated with anaerobic organics decomposition.³⁷⁴

Workers involved in collecting and moving crop wastes for biomass energy production are exposed to similar hazards as those present in traditional agricultural work. California farmworkers experience hazards including pesticide exposure and extreme heat exposure, along with injuries related to agriculture machinery use. Agricultural workers may be exposed to high concentrations of inhalable dust, often containing pesticide and insecticide residues.³⁷⁵

372 Navigant, "Recommendations for a Bioenergy Plan for California" (California Energy Commission, April 2006), <https://mail.google.com/mail/u/0/#inbox/15bb52ff092e9609>.

373 Carreras-Sospedra et al., "Assessment of the Emissions and Energy Impacts of Biomass and Biogas Use in California"; CDFA, "California Agricultural Statistics Review 2015-2016" (California Department of Food & Agriculture, 2016), <https://www.cdfa.ca.gov/statistics/PDFs/2016Report.pdf>.

374 CalRecycle, "State of Recycling in California: Updated 2016" (CalRecycle, February 2016), <http://www.calrecycle.ca.gov/Publications/Documents/1554/201601554.pdf>.

375 M. B. Schenker et al., "Improving the Health of Agricultural Workers and Their Families in California: Current Status and Policy Recommendations" (UC Global Health Institute, 2015), <http://www.ucghi.universityofcalifornia.edu/docs/ucghi-ag-work-paper-2015.pdf>.

Table 10: Potential Fates of Agricultural Waste and Related Impacts

Source	Potential Disposal	Exposure	Health Impacts
Agricultural Waste	Open Burn	Emission of criteria pollutants, short lived climate pollutants (i.e. methane and black carbon), CO2	Susceptibility to respiratory infections, irritation of lung and respiratory symptoms (e.g., cough, chest pain, difficulty breathing), eye and throat irritation, asthma exacerbation, bronchitis, lung damage, cardiovascular effects, cancer, heavy metal poisoning (will depend on specific components), impaired fetal development, climate change
	Landfill	Land use issue, methane emissions, potential for toxic leaching into surrounding water or soil	Climate change, leachates into local water systems, eye irritation, upper respiratory irritation and illness, odor impacts
NOTE: health impacts will be amplified in areas of the state with poor air quality where the majority of this feedstock is located	Bioenergy	Emission of criteria pollutants, CO2	Depending on conversion technology and emissions mitigation used: Susceptibility to respiratory infections, irritation of lung and respiratory symptoms (e.g., cough, chest pain, difficulty breathing), eye and throat irritation, asthma exacerbation, bronchitis, lung damage, cardiovascular effects, cancer, heavy metal poisoning (will depend on specific components), impaired fetal development, climate change

Colors are used to compare the severity of emissions and potential impacts (Dark Orange – higher impact, Orange – Medium impact, Yellow – Moderate impact)

Source: Springsteen et al., “Emission Reductions from Woody Biomass Waste for Energy as an Alternative to Open Burning,” January 2011; CDC, “Criteria Air Pollutants;” EPA, “Landfills”

5.4.2 Transportation

Transportation of agricultural wastes includes the same hazards as described in Section 5.3.2 and Section 1.5.3 LCA.3. Increased traffic related to transport of feedstock to biomass facilities may contribute to cumulative exposures in areas of California already burdened by poor air quality (e.g. San Joaquin Valley, Coachella Valley), where agricultural waste resources are concentrated in.³⁷⁶ Onsite biomass conversion at agricultural sites could reduce these transport related emissions. However, the challenge of connecting these new converting facilities to the grid would then include additional transmission build-out, which would also result in emissions from construction vehicles. Use of these resources for biofuel production instead of electricity generation is an option to limit these impacts, since biofuel production can result in lower

³⁷⁶ CDFA, “California Agricultural Statistics Review 2015-2016”; Carreras-Sospedra et al., “Assessment of the Emissions and Energy Impacts of Biomass and Biogas Use in California”; American Lung Association, “State of the Air 2016.”

emissions and the resulting fuels could be used in vehicles onsite.³⁷⁷ To assess the comparative benefits and challenges of these systems, there is a need for research approaches that allow for on-going comparison of the full life cycle impacts of alternative technologies.

5.4.3 Site Development

Depending on where facilities are located, construction of biomass facilities can have negative impacts on local air quality and water quality beginning with site preparation, land clearing practices, and subsequent increased traffic impacts. Related emissions and hazards are discussed in Section 1.5.4 LCA.4. The risk of potential exposure to *Coccidioides* fungal spores and resulting Valley Fever risk is a potential outcome from large-scale biomass development, and these concerns are also covered in LCA.4. These impacts may be cumulative in communities experiencing build-out of multiple facilities. These emissions are of particular concern in areas of the Central Valley where most agricultural-related facilities would be sited that already have many air quality issues.³⁷⁸

5.4.4 Material Processing and Storage

The hazards related to agricultural processing and storage are comparable to those related to forest waste feedstocks. These were described in Section 5.3.4.

5.4.5 Conversion

Emissions from combustion and gasification technologies are discussed in Section 5.2.2. Unlike with forest wastes, the concentration of agricultural resources in the Central Valley of California is important to note. Because of the poor air quality due to geography and industry emissions, emissions from the conversion process at biomass facilities can exacerbate existing air quality challenges in this region.³⁷⁹ However, in areas where biomass facilities divert agriculture wastes from open pile/burn disposal in these areas, these facilities can improve air quality in these regions.³⁸⁰

In California, agricultural and livestock wastes are concentrated in the Central Valley, and biomass generation from these resources (and other feedstocks that may be transported in) will further affect local air quality concerns. In the southern San Joaquin Valley is known to have the worst levels of PM_{2.5} pollution in the United States, and cities like Bakersfield, Fresno, Visalia, and Modesto have the highest number of unhealthy air days annually.³⁸¹ Advocacy

377 Scott Samuelsen et al., "Air Quality and Greenhouse Gas Emissions Impact Assessment from Biomass and Biogas Derived Transportation Fuels and Electricity and Heat Generation" (California Energy Commission, March 2015), <http://www.energy.ca.gov/2016publications/CEC-500-2016-022/CEC-500-2016-022.pdf>.

378 Ibid.

379 CDFA, "California Agricultural Statistics Review 2015-2016"; Carreras-Sospedra et al., "Assessment of the Emissions and Energy Impacts of Biomass and Biogas Use in California"; American Lung Association, "State of the Air 2016"; Samuelsen et al., "Air Quality and Greenhouse Gas Emissions Impact Assessment from Biomass and Biogas Derived Transportation Fuels and Electricity and Heat Generation"; ARB, "Short-Lived Climate Pollutant Reduction Strategy" (California Air Resources Board, March 2017), https://www.arb.ca.gov/cc/shortlived/meetings/03142017/final_slcp_report.pdf.

380 Springsteen et al., "Emission Reductions from Woody Biomass Waste for Energy as an Alternative to Open Burning."

381 American Lung Association, "State of the Air 2016."

groups have noted that 11 of the 13 utility- scale biomass combustion facilities located near the southern Sierras are sited in the top 25% of census tracts most burdened by air pollution (using data from CalEnviroScreen).³⁸² This is also a health equity concern, as areas of the San Joaquin Valley are known to have large health inequities based on demographic considerations like race and income that are both exacerbated and driven by poor air quality.³⁸³

5.4.6 Decommissioning

The hazards related to decommissioning and disposal of agricultural biomass sites are comparable to those related to forest wastes. These were described in Section 1.5.6 LCA.6.

5.5 Potential Health Impacts of Electricity Production from Urban Waste

Urban wood waste is an additional solid biomass feedstock for the state of California. This feedstock includes clean construction waste, paper and cardboard, urban tree trimmings.³⁸⁴ As state regulators strive to reduce waste production and landfilling, there is the potential for woody biomass disposed of in urban centers to be diverted for biomass conversion.

5.5.1 Sourcing

The source of urban wood waste will determine related potential occupational and community hazards. These impacts could be quite variable. For instances, workers could be exposed to physical hazards related to demolition work, or, if the woody biomass is removed from municipal solid waste streams, there is potential for toxic emissions from the handling of treated wood. These emissions could include bioaerosols, dioxins, heavy metals, furans, H₂S, CO, and flammable gases.³⁸⁵ Impacts of landfilling urban wood waste is compared to bioenergy outcomes in Table 11.

³⁸² Weller et al., “Comments on Draft Forest Carbon Action Plan.”

³⁸³ Joint Center for Political and Economic Studies et al., “Place Matters for Health in the San Joaquin Valley: Ensuring Opportunities for Good Health for All, A Report on Health Inequities in the San Joaquin Valley” (Washington, DC: Joint Center for Political and Economic Studies, March 2012), <https://www.fresnostate.edu/chhs/cvhpi/documents/cvhpi-jointcenter-sanjoaquin.pdf>.

³⁸⁴ Navigant, “Recommendations for a Bioenergy Plan for California.”

³⁸⁵ Sherri Berger et al., “Landfill Gas Primer - An Overview for Environmental Health Professionals” (Department of Health and Human Services Agency for Toxic Substances and Disease Registry Division of Health Assessment and Consultation, November 2001), <https://www.atsdr.cdc.gov/HAC/landfill/html/intro.html>.

Table 11: Potential Fates of Urban Wood Waste and Related Impacts

Source	Potential Disposal	Exposure	Health Impacts
Urban Waste	Landfill	Land use issue, methane emissions, potential for toxic leaching into surrounding water or soil	Climate change, leachates into local water systems, eye irritation, upper respiratory irritation and illness, odor impacts
	Bioenergy	Emission of criteria pollutants, CO2	Depending on conversion technology and emissions mitigation used: Susceptibility to respiratory infections, irritation of lung and respiratory symptoms (e.g., cough, chest pain, difficulty breathing), eye and throat irritation, asthma exacerbation, bronchitis, lung damage, cardiovascular effects, cancer, heavy metal poisoning (will depend on specific components), impaired fetal development, climate change

Colors are used to compare the severity of emissions and potential impacts (Orange – Higher impact, Yellow – Moderate impact)

Source: CDC, “Criteria Air Pollutants” EPA, “Landfills”

5.5.2 Transportation

Transportation of urban wastes includes the same hazards as described in Section 1.5.3 LCA.3 and Section 5.3.2 above. Because urban waste collection and transport is already occurring throughout municipalities, the magnitude of emissions related specifically to the transport of diverted wood matter for biomass generation depends on the location of conversion facilities. If these facilities are sites near common disposal areas, then there will be limited increase in health impacts related to transport emissions specifically for biomass conversion. If, however, new facilities are built, transport emissions to these facilities will increase for workers and surrounding communities.

5.5.3 Site Development

Depending on where facilities are located, construction of biomass facilities can have negative impacts on local air quality and water quality beginning with site preparation, land clearing practices, and subsequent increased traffic impacts. Related emissions and hazards were discussed in Section 1.5.4 LCA.4.

5.5.4 Material Processing and Storage

Hazards related to urban wood processing and storage for biomass electricity production are similar to those related to forest waste feedstocks, but will be impacted by the source of the wood and potential exposures from any paint or chemicals treatments applied, which will vary. These were described in Section 5.3.4.

5.5.5 Conversion

Emissions from combustion and gasification systems for solid biomass sources were discussed Section 5.2.2.

5.5.6 Decommissioning

General decommissioning hazards are discussed in Section 1.5.6 LCA.6, though these will vary based on site location and the resulting waste from the site.

5.6 Biogas Feedstocks

Apart from solid biomass resources from forest, agriculture, and urban waste residues, electricity can also be generated from biogases generated in landfills, diverted organic wastes, wastewater treatment, and animal waste storing facilities. According to a 2015 Energy Commission report, 20% of California's landfills and 12.5% of the state's wastewater treatment plants power waste-to-energy projects through biogas.³⁸⁶

When stored at high concentrations in contained areas, organic wastes naturally undergo anaerobic digestion, creating gas with high methane, carbon monoxide, and carbon dioxide content.³⁸⁷ This can be used to generate electricity, transport fuels, or heat. According to the Air Resources Board, California can cut methane emissions by 40 percent below current levels by 2030 by capturing and avoiding emissions of methane from dairies, landfills, and other sources.³⁸⁸

As this report focuses on electricity generation, the potential hazards and co-benefits related to fuel and heat applications will not be discussed. However, it is important to note that using these resources for fuel and heat production on site could decrease emissions related to transport, transmission build out, and conversion seen in electricity production.³⁸⁹ A comparative assessment with a focus on health impacts would be helpful in building a sustainable and healthy bioenergy system.

The following sections describe potential hazards and health impacts throughout the life cycle of biogas feedstocks. Overall, biogas energy developments are expected to have positive impacts on air quality and emissions because they will capture gaseous emissions from landfill, wastewater treatment, and dairy facilities.³⁹⁰ There is little information currently available on health impacts across biogas feedstock life cycles. Additional work is needed to understand the potential for occupational and public hazards.

386 Samuelsen et al., "Air Quality and Greenhouse Gas Emissions Impact Assessment from Biomass and Biogas Derived Transportation Fuels and Electricity and Heat Generation."

387 Ibid.

388 ARB, "Short-Lived Climate Pollutant Reduction Strategy."

389 Samuelsen et al., "Air Quality and Greenhouse Gas Emissions Impact Assessment from Biomass and Biogas Derived Transportation Fuels and Electricity and Heat Generation."

390 California Integrated Waste Management Board, "New and Emerging Conversion Technologies Report to the Legislature," Staff Report (California Environmental Protection Agency, Integrated Waste Management Board, June 2007), <http://www.calrecycle.ca.gov/Publications/Documents/Organics/44205016.pdf>.

5.6.1 Biogas Sourcing

5.6.1.1 Landfill Gas Sourcing

Assembly Bill 341 (AB 341) passed in 2011 established a goal of 75 percent recycling statewide by 2020 of all solid waste, including organics, which will significantly impact landfill operations and related biogas availability. Assembly Bill 1826 (AB 1826) passed in 2014, sets a 50 percent reduction in organic waste by 2020. To reach this goal, AB 1826 includes a mandate for local jurisdictions to implement organics recycling programs beginning in January 2016, further limiting landfill gas by diverting this waste to recycling operations. Because the state is attempting to divert organic waste away from landfills, it is unclear how biomass electricity generation in landfill applications will be affected by these changes.

Landfill gas is normally collected through vertical wells or horizontal trenches.³⁹¹ Potential exposures from MSW in landfills include bioaerosols, dioxins, heavy metals, furans, and more. If uncontrolled, buildups of hydrogen sulfide, carbon monoxide, and flammable gases in sites with stored organic wastes can result in toxic or fatal exposures for workers, who also face traditional hazards related to confined spaces, ladders, noise, machinery, and liquid tanks.³⁹² Leaks in the collection system can increase fire risks and expose surrounding communities to potentially hazardous gases.

5.6.1.2 Diverted Organic Waste Sourcing

For organic waste, Senate Bill 1383 (Lara, Chapter 395, Statutes of 2016) requires that 75% of all organic waste currently being landfilled must be diverted by 2025.³⁹³ Diverting organic waste for energy generation can reduce methane emissions and land-use challenges associated with landfills, while also producing energy. According to the EPA, if 50% of US food scraps disposed annually were anaerobically digested, enough electricity would be produced to power more than 2.5 million homes for one year.³⁹⁴

The expected role biomass energy could play is reducing landfilled organic waste has not been determined, though this diversion would also reduce potential health impacts related to odor and PM emissions on surrounding communities. These include eye and upper respiratory system irritation, as well as odor impacts on general quality of life and activity levels.³⁹⁵

391 Energy and Environmental Analysis, Inc, "Biomass Combined Heat and Power Catalog of Technologies" (U.S. Environmental Protection Agency Combined Heat and Power Partnership, September 2007), https://www.epa.gov/sites/production/files/2015-07/documents/biomass_combined_heat_and_power_catalog_of_technologies_v.1.1.pdf.

392 Berger et al., "Landfill Gas Primer - An Overview for Environmental Health Professionals"; Penn State College of Agricultural Sciences, "Biogas Safety" (The Pennsylvania State University, 2017), <http://extension.psu.edu/natural-resources/energy/waste-to-energy/resources/biogas/biogas-safety>.

393 Ricardo Lara, "Senate Bill 1383- Short-Lived Climate Pollutants: Methane Emissions: Dairy and Livestock: Organic Waste: Landfills," Pub. L. No. SB 1383 (2016).

394 EPA Pacific Southwest, Region 9, "Waste to Biogas Mapping Tool," Government Agency Website, United States Environmental Protection Agency, (February 22, 2016), <https://www3.epa.gov/region9/biogas/purpose.html>.

395 Christopher D. Heaney et al., "Relation between Malodor, Ambient Hydrogen Sulfide, and Health in a Community Bordering a Landfill," *Environmental Research* 111, no. 6 (August 2011): 847-52, doi:10.1016/j.envres.2011.05.021.

5.6.1.3 Wastewater Treatment Biogas Sourcing

Containing human and animal waste within closed spaces can produce anoxic conditions that can lead to asphyxiation if workers are not informed and protected, though systems are built to avoid human contact with enclosed areas.³⁹⁶ Storage and collection of biogas also present fire and toxicity hazards associated with methane, hydrogen sulfide, and ammonia.

³⁹⁶ Penn State College of Agricultural Sciences, "Biogas Safety."

5.6.1.4 Dairy Digester Gas Sourcing

Dairy facilities are often found in California's Central Valley of the state, impacting the Valley's poor air quality with increased odor and methane emissions.³⁹⁷ Dairies can also be a source of leached wastes, leaching nitrate and phosphorous into surrounding communities and waterways.³⁹⁸ This is of particular concern due to the state's high levels of ground water nitrate contamination.³⁹⁹

Dairy digesters collect some of the facility's methane emissions by allowing for anaerobic digestion of manure and, in the case of co-digesters, diverted organic waste in a contained environment. These materials can be processed on site in an individual dairy or at a centralized facility serving multiple dairies.⁴⁰⁰ Collecting these emissions will reduce methane emissions into the atmosphere, while reducing related odors for surrounding communities. While dairy digesters may be able to kill off some manure-borne pathogens, they do not provide direct protection against water quality concerns related to nitrate and phosphate leaching.⁴⁰¹

5.6.2 Biogas Transport

Onsite conversion of landfill, wastewater treatment, and dairy digester biogases is not associated with additional transportation hazards or emissions. However, transporting manure or biogas from dairies to centralized facilities will produce air emissions for surrounding communities, which is of particular concern in areas like the Central Valley.⁴⁰² Diverted organic waste used for biogas energy production will also need to be transported to conversion sites, which will increase related transport emissions in communities surrounding these facilities.

5.6.3 Site Development

Impacts of site development will depend on where facilities are located. This is especially the case for dairy digestion facilities, resulting from the cumulative impact of all development in areas already suffering from poor air quality. For instance, in an environmental impact report on dairy digester and co-digesters, it was noted that criteria air pollutant emissions from the

397 Carreras-Sospedra et al., "Assessment of the Emissions and Energy Impacts of Biomass and Biogas Use in California"; American Lung Association, "State of the Air 2016."

398 F. Battini et al., "Mitigating the Environmental Impacts of Milk Production via Anaerobic Digestion of Manure: Case Study of a Dairy Farm in the Po Valley," *Science of The Total Environment* 481 (May 2014): 196-208, doi:10.1016/j.scitotenv.2014.02.038.

399 State Water Resources Control Board, "Recommendations Addressing Nitrate in Groundwater," Report to Legislature, (February 20, 2013), https://www.waterboards.ca.gov/water_issues/programs/nitrate_project/docs/nitrate_rpt.pdf.

400 ESA, "DAIRY MANURE DIGESTER AND CO-DIGESTER FACILITIES," Draft Environmental Impact Report (California Regional Water Quality Control Board, Central Valley Region, July 2010), <http://www.calrecycle.ca.gov/swfacilities/compostables/anaerobicdig/DairyDigDEIR.pdf>.

401 Mark Borchardt et al., "Inactivation of Dairy Manure-Borne Pathogens by Anaerobic Digestion" (University of Wisconsin, Madison, 2013), <https://www.documentcloud.org/documents/3227503-Inactivation-of-Dairy-Manure-Borne-Pathogens-by.html>; Scott Gordon, "What Manure Digesters Can and Can't Do," *WisContext*, November 30, 2016, <https://www.wiscontext.org/what-manure-digesters-can-and-cant-do>; Senay Boztas, "Poo Power: Dutch Dairy Industry Launches €150m Biogas Project," *The Guardian*, November 2, 2016, <https://www.theguardian.com/sustainable-business/2016/nov/02/netherlands-europe-dairy-industry-agriculture-biogas-cows-manure-poo-power>.

402 ESA, "DAIRY MANURE DIGESTER AND CO-DIGESTER FACILITIES."

cumulative development of 200 dairy manure digester and co-digester facilities in the Central Valley exceeded the significance thresholds of the San Joaquin Valley Air Pollution Control District for both annual construction emissions and operational emissions.⁴⁰³ While digester facilities also benefit the region by reducing overall GHG emissions from dairy facilities, these emissions from site development, along with emissions from biogas conversion discussed later could lead to negative air quality impacts.⁴⁰⁴

5.6.4 Biogas Storage

To protect from errant methane emissions, biogas feedstocks are often kept in covered landfills, wastewater treatment plants, and manure lagoons. Landfill, wastewater treatment, and dairy facilities are associated with air and water quality concerns for surrounding communities. As a result, bioenergy has been proposed as a possible mitigation technique for some of these emissions (i.e. methane) through recovering some of the gases emitted.⁴⁰⁵

5.6.5 Biogas Conversion Technologies

The main source of air emissions from biogas electricity production results from the combustion of these biogases to generate electricity; however, these can be limited by substituting fuel cell and microturbine technologies for higher emitting engines.⁴⁰⁶ Emissions from conventional engine conversion are compared to estimated fuel cell emissions in Table 12. These newer technologies are at varying levels of development, and it is unclear how they will scale and distribute in California by 2030. Data on cumulative emissions from the application of these technologies is also limited.

Table 12: Emission Comparisons from Engine and Fuel Cell Power Generation from Biogas

Pollutants	Emissions (lb/MWh)	
	Engine	Fuel Cell
Volatile Organic Compounds (VOCs)	2.23	--
Carbon Monoxide (CO)	6.96	--
Nitrous Oxides (NOX)	1.67	0.01
Sulfur Oxides (SOX)	0.07	0.0001
Particulate Matter (PM)	0.14	0.00002
Carbon Dioxide (CO2)	1441	940

Source: Carreras-Sospedra et al., "Assessment of the Emissions and Energy Impacts of Biomass and Biogas Use in California," 2015

403 Ibid.

404 Ibid.

405 UMass Extension, "Air Quality Issues for Dairy Operations," 2011, <https://ag.umass.edu/sites/ag.umass.edu/files/fact-sheets/pdf/AirQualityIssuesforDairy%20Operations%2811-44%29.pdf>.

406 Carreras-Sospedra et al., "Assessment of the Emissions and Energy Impacts of Biomass and Biogas Use in California."

Despite reducing overall GHG emissions by converting methane into energy, biogas conversion can result in criteria pollutant emissions, especially for technologies in use today. In a national assessment of dairy digester emissions, the facilities monitored emitted hydrogen sulfide, acrolein, acetaldehyde, formaldehyde, NO_x, SO_x, and CO.⁴⁰⁷ In a study of six dairy digesters operating in California, emissions of NO_x, SO_x, and CO were found to be comparable to or slightly better than those from fossil fuel combustion.⁴⁰⁸ Though these digester facilities will have an impact reducing GHG emissions, more work is necessary to improve overall emissions from these facilities to prevent negative air quality impacts.

At larger facilities, the gases can be cleaned to remove potentially harmful components like hydrogen sulfide, corrosive gases, particulates, pollutants, and siloxanes. Smaller farm systems often do not clean the gas beyond moisture removal. This treatment can also differ based on conversion technology used, as boilers and reciprocating engines can require less clean up than gas turbines.⁴⁰⁹

Due to the potential for further methane emissions, the digestate produced as a byproduct of anaerobic digestion must be stored in covered tanks or lagoons.⁴¹⁰ Similarly, with development of digestate in municipal solid waste, landfill, and wastewater treatment, proper storage and handling can prevent additional emissions, and suitable digestate can be diverted into compost. Digestate may also need to be treated further at wastewater treatment facilities.⁴¹¹

The location of conversion facilities will impact related hazards from facility emissions. This is a key concern for dairy digester facilities specifically, as agricultural and livestock wastes are concentrated in the Central Valley of California. The southern San Joaquin Valley is known to have the worst levels of PM_{2.5} pollution in the United States, and cities like Bakersfield, Fresno, Visalia, and Modesto have the highest number of unhealthy air days annually.⁴¹² Therefore, a build out of dairy digesters using engine technologies for conversion could increase this pollution. This is also a health equity concern, as areas of the San Joaquin Valley are known to have large health inequities based on demographic considerations like race and income that are both exacerbated and driven by poor air quality.⁴¹³

407 Department of Ecology, State of Washington, “Technical Support Document for Dairy Manure Anaerobic Digester Systems with Digester Gas Fueled Engine Generators,” General Order of Approval (State of Washington, Department of Ecology, March 2012), http://www.ecy.wa.gov/programs/air/AOP_Permits/Boiler/TTODD/PDFs/FINAL_TSD_12AQ-GO-01_Digesters.pdf.

408 Summers Consulting, Inc., “ENERGY AND ENVIRONMENTAL PERFORMANCE OF SIX DAIRY DIGESTER SYSTEMS IN CALIFORNIA: Volume 1” (California Energy Commission, March 2013), <http://www.energy.ca.gov/2014publications/CEC-500-2014-001/CEC-500-2014-001-V1.pdf>.

409 Energy and Environmental Analysis, Inc, “Biomass Combined Heat and Power Catalog of Technologies.”

410 Alessandra Fusi et al., “Life Cycle Environmental Impacts of Electricity from Biogas Produced by Anaerobic Digestion,” *Frontiers in Bioengineering and Biotechnology* 4 (March 11, 2016), doi:10.3389/fbioe.2016.00026.

411 Ken Decio, “Statewide Anaerobic Digester Facilities for the Treatment of Municipal Organic Solid Waste,” Final Program Environmental Impact Report (California Department of Resources, Recycling, and Recovery, June 2011).

412 American Lung Association, “State of the Air 2016.”

413 Joint Center for Political and Economic Studies et al., “Place Matters for Health in the San Joaquin Valley: Ensuring Opportunities for Good Health for All, A Report on Health Inequities in the San Joaquin Valley.”

5.6.6 Decommissioning

Limited information is available on potential hazards and emissions from biogas electricity conversion facilities. General hazards related to decommissioning and disposal in utility-scale facilities are discussed in Section 1.5.6 LCA.6.

5.7 Equity Considerations

In California from 2002 - 2015, biomass energy generation created a total of 1,346 construction job years.⁴¹⁴ As noted earlier, workplace exposures across biomass facility and feedstock life cycles are not well define. Further work is required to ensure that biomass employment is safe, while also providing quality jobs with living wages and proper training and benefits. This is necessary for utility-scale facilities and emerging distributed systems.

Biomass development must also account for where new facilities are sited and how facility installation may impact local communities. These facilities may offer opportunities for community economic development and living wage jobs, if development is appropriately implemented. For utility-scale sites, land clearing for facility installation, continued maintenance, and decommissioning will all result in transport-related emissions and potential dust emissions for surrounding communities. Utility-scale facilities will likely continue to operate in areas of the Central Valley because of proximity to agricultural and livestock feedstocks. However, many communities in this Valley currently suffer from poor air quality due to their geography and continued infrastructure build out in the area.⁴¹⁵ These emission impacts will also be intensified in lower income and minority communities.

To assess potential health impacts in vulnerable communities, more information is necessary on the expected distribution of biomass technologies - accounting for the scalability of newer, lower emitting systems (i.e. gasification paired with fuel cells). Modeled deployment scenarios should consider location not only based on feedstock availability, but also on the potential for adverse health impacts on low income and minority communities already burdened by poor air quality.

5.8 Research Needs

1. Monitor emissions from different gasification technology deployment scenarios, noting differences in electricity generating technologies (i.e. engines, microturbines, fuel cells)
2. Monitor emissions from operating biomass facilities, noting effectiveness of applied air emission mitigation technologies and workplace exposures, and develop improved mitigation systems
3. Model life cycle air emissions from different biomass energy deployment scenarios, noting baseline regional air quality and possible changes in conversion technology

414 Betony Jones, Peter Philips, and Carol Zabin, "The Link Between Good Jobs and a Low Carbon Future: Evidence from California's Renewables Portfolio Standard, 2002—2015" (DONALD VIAL CENTER ON EMPLOYMENT IN THE GREEN ECONOMY Center for Labor Research and Education University of California, Berkeley, July 2016), <http://laborcenter.berkeley.edu/pdf/2016/Link-Between-Good-Jobs-and-a-Low-Carbon-Future.pdf>.

415 American Lung Association, "State of the Air 2016."

CHAPTER 6:

Geothermal Electricity Production

6.1 Geothermal Electricity Production in California

The Energy Commission estimated that California generated 13,000 GWh of energy from geothermal resources in 2016, roughly 5% of the energy mix.⁴¹⁶ To reach the state's ambitious renewable energy goals, models predict that this could grow to 34,000 GWh by 2030, almost 10% of the state's energy production.⁴¹⁷ According to the Energy Commission, there are a total of 44 operating geothermal power plants in California with an installed capacity of 2,716 MW, the largest of which is the Geysers Geothermal Resource Area in Anderson Springs, which has been in operation since 1960. Other sites include Salton Sea area in Imperial County, the Coso Hot Springs area in Inyo County, and the Mammoth Lakes area in Mono County.

California has a wealth of promising geological sites for geothermal energy production due to its location within the Pacific's "ring of fire." With new technological developments – e.g. Enhanced Geothermal Systems (EGS) – as much as 67,600 MW of potential generation may be accessible from sites that were previously untapped due to decreased permeability or fluid presence.⁴¹⁸ Geothermal electricity production is reliable and facilities usually have a high generating capacity with a lower land use footprint than other generating technologies. However, these systems remain costly and can consume a lot of water.⁴¹⁹ The potential for well failures and low efficiency has also limited geothermal growth in the past, though EGS could potentially address these challenges.⁴²⁰ In some cases, recovery of highly valued mineral resources (such as lithium) from geothermal brine can be an added benefit of geothermal production. Currently, California's geothermal facilities mainly use binary generation, though there are untapped resources for flash or direct steam turbine facilities.⁴²¹

Development of new Salton Sea geothermal production is currently of particular interest. This site is expected to produce upwards of 1.18 GW of energy by 2030, and it is estimated that the site could also produce 51,000 to 122,000 metric tons of lithium.⁴²² This project is part of the

416 CEC, "Renewable Energy – Overview December 2016" (California Energy Commission, December 2016), http://www.energy.ca.gov/renewables/tracking_progress/documents/renewable.pdf.

417 Gregory Brinkman, Jennie Jorgenson, and Marissa Hummon, "California 2030 Low Carbon Grid Study (LCGS): Phase I" (National Renewable Energy Laboratory, 2014), http://lowcarbongrid2030.org/wp-content/uploads/2014/10/LCGS_PhaseI_NRELslides.pdf.

418 USGS, "Assessment of Moderate- and High-Temperature Geothermal Resources of the United States" (U.S. Department of the Interior, U.S. Geological Survey, 2008).

419 Jim Bartridge et al., "Draft 2016 Environmental Performance Report of California's Electrical Generation System," Staff Report (California Energy Commission, July 2016), <https://efiling.energy.ca.gov/getdocument.aspx?tn=212338>.

420 USGS, "Assessment of Moderate- and High-Temperature Geothermal Resources of the United States."

421 William Glassley, Interview with William Glassley of the California Geothermal Energy Alliance, Conference Call, December 12, 2016.

422 Bartridge et al., "Draft 2016 Environmental Performance Report of California's Electrical Generation System."

statewide effort to rehabilitate the Salton Sea region, though concerns have been raised regarding adverse effects of development on local habitats and populations.⁴²³

⁴²³ Little Hoover Commission, “Salton Sea Action Report,” Little Hoover Commission Letter Report (Little Hoover Commission, September 2015).

6.1.1 Geothermal Electricity Production

Geothermal electricity production accesses thermal energy in rock, trapped steam, or liquid water in the earth's crust. This thermal energy, when brought to the surface, can be used to generate electricity or as a heating source for facilities and homes. To produce high conversion efficiencies from thermal to electric energy, large temperature gradients are ideal, and these are often found in young, geologically active regions where hot resources are within a few kilometers of the earth's surface. Older sites that are not tectonically active have hot zones but they are at much deeper depths in the earth's crust, making it much more expensive and difficult to access them to produce electricity. Ideal conditions for traditional geothermal electricity production involve active sites with large geothermal fluid - or hydrothermal - reserves hundreds to thousands of meters below the surface.

However, sites with hot, dry rock formations and limited fluid reserves - or petrothermal resources - are currently becoming more accessible through enhanced or engineered geothermal systems (EGS). These systems use mechanical stimulation to increase fluid permeability, allowing injection and circulation of water to recover thermal energy from these deeper sites. Such systems are the focus of active research.⁴²⁴ One EGS project has been used to increase efficiency at one geothermal site in Desert Peak, NV. EGS is being considered for various sites across California, including previously failed traditional geothermal wells.⁴²⁵

In California, the Geysers uses a direct steam system, accessing one of only two known global reserves of dry steam below the earth's surface. The steam is transmitted through a series of pipes to a powerhouse, where it is used to drive a turbine generator. Along with water vapor, the steam carries non-condensable gases (NCG) with variable concentration of CO₂ and hydrogen sulfide (H₂S).

The majority of geothermal electricity production globally occurs at single and double flash steam plants. After separating geothermal fluids from vapor, the hot fluid can then be used to drive turbines for power generation, and then collected and re-injected to recharge the subsurface hot water or steam reservoir. Once used for power generation, the fluid may also be used for co-generation of heat, before being re-injected. Facilities that only use the primary, high-pressure steam are called single flash systems, while those that use both primary and secondary, high and low pressure, steam are called double flash plants.⁴²⁶ According to the Geothermal Energy Association, California had 700 MW of installed capacity from flash steam facilities in 2011.⁴²⁷

424 Edgar G. Hertwich, Jacqueline Aloisi de Larderel, and Sangwon Suh, "Green Energy Choices: The Benefits, Risks, and Trade-Offs of Low-Carbon Technologies for Electricity Production" (United Nations Environmental Programme, 2016), http://www.unep.org/resourcepanel/Portals/50244/publications/Summary_for_Policy_Makers_GHG_I.pdf.

425 Ethan Chabora and Ezra Zeman, "Desert Peak EGS Project," April 22, 2013, https://energy.gov/sites/prod/files/2014/02/f7/desert_peak_egs_peer2013.pdf.

426 Hertwich, Aloisi de Larderel, and Suh, "Green Energy Choices: The Benefits, Risks, and Trade-Offs of Low-Carbon Technologies for Electricity Production."

427 GEA, "Online California Geothermal Power Plants" (Geothermal Energy Association, 2011), http://www.geo-energy.org/pdf/CAplants_all3.11.pdf.

Binary plants are closed systems, in which geothermal fluid is piped into the system to transfer its thermal energy to a secondary fluid with a low boiling point. This second fluid, used only within the facility in a closed loop, then produces a high-temperature vapor to drive a Rankine cycle turbine for electricity production. The geothermal fluid pumped from below the surface is re-injected, resulting in zero emissions. The secondary fluid is then cooled by either wet or dry cooling mechanisms to be reheated to continue the process. This secondary fluid can be made up of isobutane, isopentane, propane, CO₂ or any of a host of other volatile fluids with low boiling points.⁴²⁸

Because geothermal plants use thermal resources below the earth's surface to generate electricity directly, it is difficult to describe the life cycle in separate material extraction, manufacturing and installation stages. Processes for geothermal electricity generation include direct/dry steam, flash steam, and binary plant types, which largely have similar health impacts and will thus be addressed together.

6.2 Material Extraction

Steel, cement, concrete, and aluminum are used for piping, turbine components, and other system elements in geothermal plants.⁴²⁹ The amount of material required differs based on well depths, rock/geological formation, geofluid temperature, and other facility-specific factors. As with other systems, the climate and health impacts of cement and concrete creation and steel and aluminum production are well-known, but are outside the scope of this report.⁴³⁰

6.3 Transportation

428 Andriy REDKO et al., "Efficiency of Geothermal Power Plant Cycles with Different Heat-Carriers" (PROCEEDINGS, 41st Workshop on Geothermal Reservoir Engineering, Stanford University, Stanford, California, 2016), <https://pangea.stanford.edu/ERE/db/GeoConf/papers/SGW/2016/Redko.pdf>.

429 J.L. Sullivan, C.E. Clark, and M. Wang, "Life Cycle Analysis Results of Geothermal Systems in Comparison to Other Power Systems" (Argonne, Energy Systems Division, August 2010).

430 Lisa J. Hanle, Kamala R. Jayaraman, and Joshua S. Smith, "CO₂ Emissions Profile of the U.S. Cement Industry" (13th International Emission Inventory Conference "Working for Clean Air in Clearwater, Clearwater, FL: U.S. Environmental Protection Agency, 2004), <https://www3.epa.gov/ttnchie1/conference/ei13/ghg/hanle.pdf>; IARC, "Chemical Agents and Related Occupations: A Review of Human Carcinogens" (Lyon, France: International Agency for Research on Cancer, 2012), https://www.ncbi.nlm.nih.gov/books/NBK304416/pdf/Bookshelf_NBK304416.pdf; OSHA, "Worker Safety Series: Cement Manufacturing," Government Agency Website, United States Department of Labor, Occupational Safety and Health Administration, (2004), https://www.osha.gov/Publications/concrete_manufacturing.html; OSHA, "Basic Steel Products," Government Agency Website, United States Department of Labor, Occupational Safety and Health Administration, (2014), <https://www.osha.gov/SLTC/basicsteel/standards.html>; Radian, "Health Hazard Assessment Summary: Steel Mill Emissions" (U.S. Environmental Protection Agency, September 29, 1989), [https://nepis.epa.gov/Exe/ZyNET.exe/9100JSM3.txt?ZyActionD=ZyDocument&Client=EPA&Index=1986%20Thru%201990&Docs=&Query=&Time=&EndTime=&SearchMethod=1&TocRestrict=n&Toc=&TocEntry=&QField=&QFieldYear=&QFieldMonth=&QFieldDay=&UseQField=&IntQFieldOp=0&ExtQFieldOp=0&XmlQuery=&File=D%3A%5CZYFILES%5CINDEX%20DATA%5C86THRU90%5CTXT%5C0000022%5C9100JSM3.txt&User=ANONYMOUS&Password=anonymous&SortMethod=h%7C](https://nepis.epa.gov/Exe/ZyNET.exe/9100JSM3.txt?ZyActionD=ZyDocument&Client=EPA&Index=1986%20Thru%201990&Docs=&Query=&Time=&EndTime=&SearchMethod=1&TocRestrict=n&Toc=&TocEntry=&QField=&QFieldYear=&QFieldMonth=&QFieldDay=&UseQField=&IntQFieldOp=0&ExtQFieldOp=0&XmlQuery=&File=D%3A%5CZYFILES%5CINDEX%20DATA%5C86THRU90%5CTXT%5C0000022%5C9100JSM3.txt&User=ANONYMOUS&Password=anonymous&SortMethod=h%7C&MaximumDocuments=1&FuzzyDegree=0&ImageQuality=r75g8/r75g8/x150y150g16/i425&Display=hpfr&DefSeekPage=x&SearchBack=ZyActionL&Back=ZyActionS&BackDesc=Results%20page&MaximumPages=1&ZyEntry=3)
&MaximumDocuments=1&FuzzyDegree=0&ImageQuality=r75g8/r75g8/x150y150g16/i425&Display=hpfr&DefSeekPage=x&SearchBack=ZyActionL&Back=ZyActionS&BackDesc=Results%20page&MaximumPages=1&ZyEntry=3; Michael Turner, "Mitigating Iron and Steel Emissions," ed. Nico Tjabil (Columbia Climate Center, The Global Network for Climate Solutions, 2012), <http://climate.columbia.edu/files/2012/04/GNCS-Iron-Steel.pdf>.

A summary of transportation related emissions and hazards can be found in Section 1.5.3 LCA.3. For geothermal sites, transportation related emissions and hazards will mainly result from machinery used in installation and transport of workers for facility operation.

6.4 Installation

Like any other utility-scale power plant, the land use footprint of geothermal facilities can be significant, though usually less than that needed for generating systems such as utility-scale solar PV and concentrated solar installations.⁴³¹ While operations are primarily below the surface, land is also used for holding ponds, the facility, cooling towers, and transmission infrastructure. Disposal of waste fluids in holding ponds could leach chemicals or hazardous materials into surrounding waterways if sufficient protections are not taken as the site is being developed and throughout operation. These include petroleum, oil, lubricants, paints, solvents, and herbicides.⁴³² There is also the potential for occupational exposure to *Coccidioides* fungi during land clearing and maintenance, particularly in the Salton Sea installations, which can lead to Valley Fever infection. More information on this and emissions related to utility-scale installations is included in Section 1.5.4 LCA.4.

Drilling during installation requires the use of heavy equipment such as drill rigs, which use fuel and water to drive materials from below the surface upward. Drilling releases hydrogen sulfide contained in geothermal fluids or steam, an occasional emission of geothermal systems, which can cause respiratory and gastrointestinal irritation at lower concentrations but can be fatal at high concentration.⁴³³ H₂S monitoring and control are thus critical in installation and operation of geothermal facilities located in regions where H₂S is likely present, such as the Geysers region.⁴³⁴

6.5 Use and Maintenance

Geothermal electricity generating facilities are located on land that is geothermally active, which can result in landslides, subsidence, and ground deformations, especially with fluid withdrawal.⁴³⁵ In cases of extreme accidents or system failures, a hydrothermal explosion can occur if well steam builds up below a groundwater reserve or an earthquake causes an unexpected buildup of pressure.⁴³⁶ Seismic activity is common at geothermal sites, and facility processes like drilling, injection, and stimulation can impact these natural characteristics.

431 Bartridge et al., "Draft 2016 Environmental Performance Report of California's Electrical Generation System."

432 Peter Bayer et al., "Review on Life Cycle Environmental Effects of Geothermal Power Generation," *Renewable and Sustainable Energy Reviews* 26 (October 2013): 446-63, doi:10.1016/j.rser.2013.05.039.

433 ASTDR, "Medical Management Guidelines for Hydrogen Sulfide," Agency for Toxic Substances and Disease Registry, October 21, 2014, <https://www.atsdr.cdc.gov/mmg/mmg.asp?id=385&tid=67>.

434 Glassley, Interview with William Glassley of the California Geothermal Energy Alliance.

435 NREL, "Renewable Electricity Futures Study: Volume One, Exploration of High-Penetration Renewable Electricity Futures" (Golden, CO: National Renewable Energy Laboratory, 2012), <http://www.nrel.gov/docs/fy12osti/52409-1.pdf>.

436 Hertwich, Aloisi de Lardereel, and Suh, "Green Energy Choices: The Benefits, Risks, and Trade-Offs of Low-Carbon Technologies for Electricity Production."

“Microseismic” events are common with injection, and facilities are required to monitor seismic changes to ensure safety.⁴³⁷

Waste generated from geothermal electricity production includes heat, non-condensable gases (NCGs), fluids, and solid residues. Heat can be used for on-site heat cogeneration or released into the atmosphere, holding ponds, or natural water bodies. NCGs commonly contain hydrogen sulfide, CO₂, benzene, methane, and may contain mercury, ammonia, radon, and boron, although at levels an order of magnitude below those in emissions from coal-fired plants.⁴³⁸ Health impacts related to potential emissions are shown in Table 13.

Systems to mitigate emissions are available. Older technologies that used cooling towers to oxidize H₂S into elemental sulfur caused potentially dangerous occupational exposures to resulting sludge, which included concentrated mixtures of sulfur with hydrogen peroxide, caustic soda, and catalytic compounds of nickel and iron.⁴³⁹ Binary systems are closed, and thus produce minimal air emissions, but there is a potential for isopentane, a GHG, to leak from system pipelines.⁴⁴⁰

If the water used as geothermal fluid is not fully contained or recycled (in the case of binary systems), water can absorb harmful substances such as arsenic, boron, mercury, and fluoride. In some cases, radioactive elements may also be concentrated in wastewater.⁴⁴¹ If contaminated waters are not re-injected properly, there is the potential to contaminate surface and ground waters, possibly impacting drinking and irrigation water.⁴⁴² Though protections are in place to prevent leaching in facility and piping design, environmental impact assessments should identify potential contaminants based on a proposed site’s geology to facilitate an informed response to malfunctions.

Table 13: Known Health Impacts of Potential Geothermal Facility Emissions

Emission	Acute	Chronic
Hydrogen Sulfide (H ₂ S)	Respiratory and gastrointestinal irritation at lower concentrations but can be fatal at high concentration	Low blood pressure, headache, nausea, loss of appetite, weight loss, eye-membrane inflammation, and chronic cough, neurologic symptoms
Benzene	Drowsiness, dizziness, rapid/irregular heartbeat, headache, tremors, confusion, unconsciousness, (very high levels can be fatal)	Anemia, excessive bleeding, decreased immune system efficiency, (long-term exposure to high levels can lead to leukemia)

437 Sullivan, Clark, and Wang, “Life Cycle Analysis Results of Geothermal Systems in Comparison to Other Power Systems.”

438 Ibid.

439 L.R. Anspaugh and J.L. Hahn, “Human Health Implications of Geothermal Energy” (Health implications of the new energy technologies, Park City, Utah, 1979), <https://www.osti.gov/geothermal/servlets/purl/5946550>.

440 Bayer et al., “Review on Life Cycle Environmental Effects of Geothermal Power Generation.”

441 National Geographic, “Geothermal Energy,” National Geographic, 2013, <https://www.nationalgeographic.org/encyclopedia/geothermal-energy/>.

442 Jochen Bundschuh and Jyoti Prakash Maity, “Geothermal Arsenic: Occurrence, Mobility and Environmental Implications,” *Renewable and Sustainable Energy Reviews* 42 (February 2015): 1214–22, doi:10.1016/j.rser.2014.10.092.

Emission	Acute	Chronic
Mercury	Shortness of breath, cough, sore throat, metallic taste, nausea, vomiting, diarrhea, abdominal pain, headache, weakness, and visual disturbances, enteritis, and renal damage, chronic CNS effects	Permanent damage to the nervous system and kidneys shown through tremors, anxiety, emotional lability, forgetfulness, insomnia, anorexia, abnormal irritation, sensitivity, or excitement, fatigue, and cognitive and motor dysfunction, neuromuscular changes, polyneuropathy
Ammonia	High levels in air - skin, eyes, throat, and lung irritation	Severe irritation of respiratory tract
Radon	Lung cancer	Lung cancer
Boron	Irritation of the nose, throat, and eye	Irritation of respiratory tract, potential reproductive system damage (especially in males)

Source: ASTDR, Toxic Substances Portal

Solid waste from drilling can be disposed of as cuttings, cement residues, and muds, and may include concentrated amounts of mercury, arsenic, or heavy metals; occupational or community exposure to these wastes is hazardous.⁴⁴³ Mineral resources, however, can also be extracted from geothermal fluids. Silica is being extracted at geothermal facilities in Mammoth Lake and Coso, and the feasibility of lithium and zinc extraction is being researched at the Salton Sea site.⁴⁴⁴ Extraction processes include separation with acid and biochemical leaching, sorption with resins or bacteria, and precipitation with hydrogen sulfide.⁴⁴⁵ More research is needed to understand potential hazards, occupational exposures, and contaminated waste streams from these processes.

Specific to EGS wells, stimulation is necessary to access geofluids, so water is pumped into the wells at pressure to open spaces in the rock using a process related to hydraulic fracturing. While natural gas fracking involves injecting water with additives into tight rock formations, EGS systems stimulate the release of heated geothermal fluids by injecting water in formations that are already semipermeable. There is limited information on how much fluid is actually used.⁴⁴⁶ Unlike hydraulic fracturing, well stimulation in EGS systems does not result in wastewater.⁴⁴⁷ Impacts will differ based on location and depth of the well. Further assessments

443 Sullivan, Clark, and Wang, "Life Cycle Analysis Results of Geothermal Systems in Comparison to Other Power Systems."

444 Piyush A. Bakane, "Overview of Extraction of Mineral/Metals with the Help of Geothermal Fluids" (PROCEEDINGS, Thirty-Eighth Workshop on Geothermal Reservoir Engineering, Stanford University, Stanford, California, 2013), <http://large.stanford.edu/courses/2016/ph240/makalinao2/docs/bakane.pdf>.

445 W. L. Bourcier, M. Lin, and G. Nix, Recovery of Minerals and Metals from Geothermal Fluids (United States. Department of Energy, 2005), <https://e-reports-ext.llnl.gov/pdf/324646.pdf>.

446 Sullivan, Clark, and Wang, "Life Cycle Analysis Results of Geothermal Systems in Comparison to Other Power Systems."

447 Kevin Bullis, "Fracking for Geothermal Heat Instead of Gas," MIT Technology Review, October 21, 2013.

of the potential for occupational and public exposures, including leaks that contaminate water resources or soil, are needed.

Injection and re-injection of fluids at high pressures activities may precipitate seismic activity if regional faults are not well mapped or appropriate caution is not taken in areas with active faults. Induced seismicity can occur when a previously drilled site is stimulated to enhance production. For example, at a geothermal plant in Basel, Switzerland that was located along a major fault, plant installation activities for an EGS stimulated a 3.4 magnitude earthquake.⁴⁴⁸ Seismic activity impact is a particular concern for EGS, which requires injecting fluids at higher pressure deeper into the crust, reducing the friction along fault surfaces and allowing slips to occur.⁴⁴⁹ Seismicity induced by the use of dry steam production at the Geysers is constantly monitored, but there is a risk of unknown seismic activity following new stimulation, especially in EGS, depending on site location.

Major occupational considerations across geothermal technologies include exposure to geothermal fluid or steam if system components leak, exposure to hydrogen sulfide, petroleum, oils, lubricants, paints, solvents, and herbicides, and the potential for well blowouts in extreme cases.

6.6 Decommissioning and Disposal

Geothermal plants have an expected lifetime of 20 or more years, and the impacts of decommissioning are not well established.⁴⁵⁰ Certain plants within the Geysers complex have been decommissioned, but little information is available about this process or potential related hazards.⁴⁵¹ Physical hazards related to heavy machinery use and land-clearing hazards that were present during installation will also be present in this stage.

6.7 Equity Considerations

A 2006 report found that if Western US states installed 5600MW of new geothermal power capacity, this would create nearly 10,000 jobs and 36,000 person years of construction and manufacturing business. Geothermal facilities create a variety of jobs across their life cycles, including in engineering, drilling, and construction fields. In California from 2002 - 2015, wind energy created a total of 457 construction job years.⁴⁵² Investments were also made to

448 Adam Gabbatt, "Swiss Geothermal Power Plan Abandoned after Quakes Hit Basel," *The Guardian*, December 15, 2009, Switzerland edition, <https://www.theguardian.com/world/2009/dec/15/swiss-geothermal-power-earthquakes-basel>.

449 James Glanz, "Geothermal Project in California Is Shut Down," *New York Times*, December 11, 2009, sec. Environment.

450 Edward D Frank, John L Sullivan, and Michael Q Wang, "Life Cycle Analysis of Geothermal Power Generation with Supercritical Carbon Dioxide," *Environmental Research Letters* 7, no. 3 (September 1, 2012): 34030, doi:10.1088/1748-9326/7/3/034030; Sullivan, Clark, and Wang, "Life Cycle Analysis Results of Geothermal Systems in Comparison to Other Power Systems."

451 GRC, "The Geysers Geothermal Field: Update 1990-2010," Special Report (Geothermal Resources Council, 2010).

452 Betony Jones, Peter Philips, and Carol Zabin, "The Link Between Good Jobs and a Low Carbon Future: Evidence from California's Renewables Portfolio Standard, 2002—2015" (DONALD VIAL CENTER ON EMPLOYMENT IN THE GREEN ECONOMY Center for Labor Research and Education University of California, Berkeley, July 2016), <http://laborcenter.berkeley.edu/pdf/2016/Link-Between-Good-Jobs-and-a-Low-Carbon-Future.pdf>.

apprenticeship programs for geothermal construction – programs associated with improved future lifetime earnings.⁴⁵³

Geothermal development must account for where new facilities are sited and how facility installation may impact local communities. Facility installation, continued maintenance, and decommissioning will all result in transport-related emissions and the potential for fugitive dust from geothermal facility sites during land preparation. In areas already suffering from poor air quality – such as around the Salton Sea where the Sea’s rapid evaporation has led to toxic dust and PM exposure – geothermal facility construction and operation may increase the cumulative impacts from all infrastructure build out in the area. These emission impacts could be intensified for lower income or minority communities who live nearest to likely geothermal development sites.⁴⁵⁴ The Salton Sea is already posing significant public health hazards, and some see geothermal development as a mechanism to reduce risk for surrounding communities (i.e. covering the “playa” that is currently generating large blooms of toxic dust). However, there are also concerns about the cumulative impacts of installation and transportation on surrounding area that already has very high levels of asthma. Before any substantial new development, a health impact assessment should be done.

6.8 Research Needs

Although geothermal energy has been producing electricity in California for over forty years, new developments in these systems require further assessment for potential health impacts, particularly with regard to Enhanced Geothermal Systems, which have not yet been successfully implemented in California. These impacts can be classified as those resulting from seismic activity, emissions from facilities, occupational health risks, and contamination of surrounding water resources.

1. Technology development to reduce hydrogen sulfide emissions from potential sites for flash facility build out in Geysers region, especially in regions where local geology has high hydrogen sulfide concentrations
2. Perform a health impact assessment of major geothermal development plans at Salton Sea, noting the potential for emissions across facility life cycle on surrounding communities
3. Assess potential occupational, public health and environmental consequences of materials recovery (e.g. sulfur, lithium, zinc) from geothermal fluids under different systems
 - a. What is the impact on emissions, waste disposal, and occupational exposures across all phases of material recovery

453 Ibid.

454 Little Hoover Commission, “Salton Sea Action Report.”

CHAPTER 7:

Small Hydroelectric Power and Marine Energy

7.1 Small Hydroelectric Power

Compared to other renewable generation technologies, small hydropower facilities have an uncertain future. In 2002, SB 1078 restricted the eligibility of small hydro facilities under the state's RPS to those that do not require "new or increased appropriation or diversion of water" and have a running capacity of 30 MW or less.⁴⁵⁵ Currently, small hydro facilities generate around 3,000 GWh of electricity for California's grid. This makes up around 1% of the state's energy mix.⁴⁵⁶ Considering the state's renewable generation goals, some models predict that this will increase to 6,000 GWh by 2030, growing to almost 2% of the estimated electricity mix.⁴⁵⁷ Large capital costs relative to existing electricity-generating infrastructure and the need for lengthy transmission build out to reach new sites - often remote - of small hydro generation are considered key challenges for this industry moving forward.

The technologies of focus in statewide small hydro include "run-of-river" and in-conduit systems. In "run-of-river" systems, turbines are placed in streams or rivers that can maintain a minimum flow, often with the assistance of a small dam system to ensure ample water supply. The facilities use the natural flow of these river or streams to directly generate electricity. In-conduit systems retrofit existing man-made tunnels, canals, aqueducts, and irrigation systems that carry water with electricity generating equipment. While both of these require minimal structural preparation outside of transmission line connections to the grid, there are high capital costs associated with building and installing the electricity generating components in these systems.⁴⁵⁸

There is very limited information available on the potential health impacts, though these systems are championed as "environmentally friendlier" hydropower. These impacts are likely to differ based on the specifics of the technology implemented. For instance, some "run-of-river" facility can involve building a small dam, but some systems do not. This will dramatically impact the potential environmental and health impacts from these systems. Additionally, the specifics of the location where these technologies are sited will also determine what their ultimate impact will be. Without this context, it is difficult to determine how these systems can impact health of workers and surrounding communities.

455 Byron Sher, "Renewable Energy: California Renewables Portfolio Standard Program," Pub. L. No. 1078, Public Utilities (2002), <http://www.energy.ca.gov/portfolio/documents/documents/SB1078.PDF>.

456 CEC, "Renewable Energy - Overview December 2016" (California Energy Commission, December 2016), http://www.energy.ca.gov/renewables/tracking_progress/documents/renewable.pdf.

457 Gregory Brinkman, Jennie Jorgenson, and Marissa Hummon, "California 2030 Low Carbon Grid Study (LCGS): Phase I" (National Renewable Energy Laboratory, 2014), http://lowcarbongrid2030.org/wp-content/uploads/2014/10/LCGS_PhaseI_NRELslides.pdf.

458 Mike Kane and Elaine Sison-Lebrilla, "Statewide Small Hydropower Resource Assessment," PIER Final Project Report (Navigant Consulting, Inc., June 2006).

7.1.1 Run-of-River Systems

Though they are often championed as the environmentally friendly hydroelectric power, there is limited research on the ecological impacts of run-of-river systems, and the few studies that have been done focus on impacts to local fish and invertebrate communities.⁴⁵⁹ In terms of impacts to surrounding human populations, further research is necessary on the impacts of building a complex of these systems along one river or stream system. Though each installation may not have a large impact on the river's flow and potential for flooding, many generating systems placed along one river or stream could lead to cumulative impacts and flooding risks for communities living nearby. It could also change the river's flow, impacting the river or stream's ecosystem.⁴⁶⁰ This was seen in Uttarakhand, India where monsoon rains overwhelmed recently built run-of-river systems, flooding nearby regions.⁴⁶¹

The potential risk of water contamination from generator materials is also unknown. In a study of a run-of-river system in the Karai River in Indonesia, the substance used to prevent corrosion of the pipeline and generator system construction - nickel ion - was found to leach into the surrounding water, accumulating in phytoplankton and plants.⁴⁶² Materials used throughout these systems must be assessed for their potential environmental and health impacts before installation.

When these systems include a small dam, there are additional hazards related to still water storage. There is the potential for a dam system to create anoxic conditions, which can release mercury contained in the sediment. If this mercury is then methylated, the resulting methylmercury can bioaccumulate throughout the river's ecosystem, with the potential to affect humans if local fishing occurs downstream. The resulting methylmercury can then enter aquatic food chains and lead to systemic toxic effects on the nervous, digestive and immune systems, and on lungs, kidneys, skin and eyes.⁴⁶³ There is also the potential for still water to impact the incidence of vector borne disease in surrounding areas. Though this is mainly a concern for tropical regions where malaria, river blindness, dengue or yellow fever can be endemic, their placement of sites within California must also consider relevant vectors in the area and how the system could potentially impact them.⁴⁶⁴

459 Gary S. Bilotta et al., "The Effects of Run-of-River Hydroelectric Power Schemes on Invertebrate Community Composition in Temperate Streams and Rivers," ed. Louis-Felix Bersier, PLOS ONE 12, no. 2 (February 3, 2017): e0171634, doi:10.1371/journal.pone.0171634.

460 Kelly M. Kibler and Desiree D. Tullos, "Cumulative Biophysical Impact of Small and Large Hydropower Development in Nu River, China: Biophysical Impact of Small and Large Hydropower," *Water Resources Research* 49, no. 6 (June 2013): 3104-18, doi:10.1002/wrcr.20243.

461 Dave Levitan, "As Small Hydropower Expands, So Does Caution on Its Impacts," *Yale Environment* 360, August 4, 2014, http://e360.yale.edu/features/as_small_hydropower_expands_so_does_caution_on_its_impacts.

462 Jessica Hanafi and Anthony Riman, "Life Cycle Assessment of a Mini Hydro Power Plant in Indonesia: A Case Study in Karai River," *Procedia CIRP* 29 (2015): 444-49, doi:10.1016/j.procir.2015.02.160.

463 Charles T. Driscoll et al., "Mercury as a Global Pollutant: Sources, Pathways, and Effects," *Environmental Science & Technology* 47, no. 10 (May 21, 2013): 4967-83, doi:10.1021/es305071v.

464 Edgar G. Hertwich, Jacqueline Aloisi de Larderel, and Sangwon Suh, "Green Energy Choices: The Benefits, Risks, and Trade-Offs of Low-Carbon Technologies for Electricity Production" (United Nations Environmental Programme, 2016), http://www.unep.org/resourcepanel/Portals/50244/publications/Summary_for_Policy_Makers_GHG_I.pdf.

Small hydro installations will also have indirect impacts, especially if new transmission lines will be needed to carry the generated electricity. With the construction phase, this will involve additional diesel emissions in surrounding areas from transport of workers and materials and from the heavy machinery used for installation and transmission build-out.

7.1.2 In-Conduit Systems

Little research has been done on the health and environmental impacts of In-Conduit small hydro systems. Because these systems involve building electricity-generating systems in already existing canals and aqueducts, there is the potential for these water systems to be interrupted by problems that arise during installation, impacting downstream populations. Because of this, installation could interrupt this water supply for populations. Additionally, materials and chemicals used in the generating systems would need to be evaluated for their potential to leach into the water, leading to exposures in drinking water sources.

Like run-of-river systems, in-conduit projects are often praised for their limited impact on local environments as compared to larger hydroelectric dams. However, there has been limited research on their potential to impact water quality and availability if added to systems that are collecting water for human use.

7.2 Marine Energy

Though there are potential wave energy resources off the coast of California marine energy using wave and tidal currents to generate electricity is still in the research and development phase. Although some wave energy may be implemented off the California coast in the next 10-15 years, these technologies are not yet considered as competitive as other emerging technologies. Tidal energy resources in the state are limited to the San Francisco Bay and could be used to generate electricity for San Francisco, although it is unlikely these systems will be implemented by 2030. There has been limited research into potential environmental and health costs of these generation systems.⁴⁶⁵

To prevent impacts on local marine ecosystems and coastline communities, the materials selected for these systems must be selected for their environmental safety. This includes for anti-fouling components used to prevent organisms from attaching to the machinery or moving parts. Traditionally, on large-scale vessels, anti-fouling materials contained copper and tin, which presented the environmental hazard of leaching metals into the surrounding water for uptake by aquatic animals. More and more, slimes and slippery substances are replacing these metal-based varieties, though these substances will also need to ensure limited environmental impact.⁴⁶⁶

⁴⁶⁵ Sam Blakeslee and Bill Toman, "CalWave Update" (Offshore Renewable Energy Workshop, California Energy Commission, May 25, 2016).

⁴⁶⁶ Brian Polagye et al., "Environmental Effects of Tidal Energy Development," in Tech Memo F/SPO-116 (US Dept of Commerce, NOAA, 2011), 181, https://depts.washington.edu/nnmrec/workshop/docs/workshop_report_low_res.pdf; Kenneth Schiff, Dario Diehl, and Aldis Valkirs, "Copper Emissions from Anti-Fouling Paint on Recreational Vessels," *Marine Pollution Bulletin* 48, no. 3-4 (February 2004): 371-77.

Workers involved in installing and maintaining these systems will also be exposed to physical hazards of working in marine environments. Work is being done to automate these processes, so workers would not need to be on the water, but these have not been developed yet.⁴⁶⁷

There is also the potential for marine energy systems to impact aquatic ecosystems, which could then affect coastline livelihoods and resources for communities reliant on these resources. Siting of new marine energy operations will have to take this into account, and more research should be done to understand how different energy producing designs and materials will affect local fish communities and the human populations.

7.3 Equity Considerations

In California from 2002 - 2015, small hydro created a total of 341 construction job years.⁴⁶⁸ Investments were also made to form training and apprenticeship programs for solar construction workers for utility-scale facilities - programs associated with improved future lifetime earnings.⁴⁶⁹

Small-hydro development must account for where new facilities are sited and how facility installation may impact local communities. Construction, continued maintenance, and decommissioning will all result in transport-related emissions for surrounding communities. These impacts will depend on site location, as areas already suffering from poor air quality may be enhanced due to the cumulative impacts from all infrastructure build out in the area.⁴⁷⁰ These emission impacts could be intensified in lower income or minority communities.

7.4 Research Needs

Although small hydroelectric systems have been rolled out throughout the state and marine energy is still in development, there is a need for research into the health and environmental impacts of these systems.

1. Assessment of potential health and environmental impacts of ocean wave energy technologies, including a life cycle assessment of the various parts and materials used and how these will interact with the marine environment
 - a. Assessment of planned or projected ocean and tidal systems on local fishery and coastal community economies

⁴⁶⁷ Brian Polagye, Marine Energy Meeting with Brian Polagye, March 28, 2017.

⁴⁶⁸ Betony Jones, Peter Philips, and Carol Zabin, "The Link Between Good Jobs and a Low Carbon Future: Evidence from California's Renewables Portfolio Standard, 2002—2015" (DONALD VIAL CENTER ON EMPLOYMENT IN THE GREEN ECONOMY Center for Labor Research and Education University of California, Berkeley, July 2016), <http://laborcenter.berkeley.edu/pdf/2016/Link-Between-Good-Jobs-and-a-Low-Carbon-Future.pdf>.

⁴⁶⁹ Ibid.

⁴⁷⁰ Ricardo American Lung Association, "State of the Air 2016" (American Lung Association, 2016), <http://www.lung.org/local-content/california/documents/state-of-the-air/2016/sota-2016-full-report.pdf>.

CHAPTER 8:

Storage Technologies

Storage technologies are likely to play an increasingly important role in California's electricity grid. Paired with the rise in renewable sources that have intermittent generation – like wind and solar technologies – storage technologies will be able to store excess electricity produced during the day outside of peak energy demand times, maintaining it until peak hours for release onto the grid. These technologies will also assist with load leveling, reducing strain on the grid during peak use times, and smoothing variability in solar and wind generation. Build out of electricity storage systems is considered a key piece of establishing grid resiliency while achieving California's renewable energy goals.⁴⁷¹

Storage technologies currently being considered for grid deployment in the next 10 to 15 years include mechanical, electrochemical, chemical, and thermal systems. Mechanical storage systems in the form of pumped hydro facilities are already used across the state; compressed air energy storage and flywheel are also being researched and considered. Electrochemical storage includes many common batteries in use today – lead acid and lithium ion – as well as newer technologies such as redox flow and high temperature sodium sulfur batteries. Chemical storage in the form of fuel cells is also being researched for grid deployment, especially polymer electrolyte membrane fuel cells. Thermal storage materials were discussed more fully in Chapter 3, as they are currently used in CSP applications.

Assembly Bill 2514 established an energy storage goal of 1.3GW by 2020. As of July 2016, battery storage projects have already been approved and implemented, and additional funding for compressed air storage and flywheel research has been allocated.⁴⁷² Currently, the majority of storage capacity on the grid comes from pumped hydro facilities, however batteries and other forms of storage are increasingly common for new installations.⁴⁷³ Researchers contacted for this report agreed that ultracapacitor and most fuel cell chemistries will have limited commercial viability for grid storage over the 10-15 year timeframe on which this report is focused.⁴⁷⁴

The following section describes the major storage categories and technologies across their life cycles, highlighting the potential for occupational and public health impacts.

471 Sonia Yeh et al., "A Modeling Comparison of Deep Greenhouse Gas Emissions Reduction Scenarios by 2030 in California," *Energy Strategy Reviews* 13-14 (November 2016): 169-80, doi:10.1016/j.esr.2016.10.001.

472 Collin Doughty, Linda Kelly, and John Mathias, "Bulk Energy Storage in California," Staff Paper (Supply Analysis Office Energy Assessments Division California Energy Commission, July 2016), <http://www.energy.ca.gov/2016publications/CEC-200-2016-006/CEC-200-2016-006.pdf>.

473 Jim Bartridge et al., "Draft 2016 Environmental Performance Report of California's Electrical Generation System," Staff Report (California Energy Commission, July 2016), <https://efiling.energy.ca.gov/getdocument.aspx?tn=212338>.

474 Katharina Snyder, Interview with Katharina Snyder of the California Energy Commission, Conference Call, August 4, 2016.

8.1 Mechanical Storage

Currently, mechanical, pumped hydroelectric storage (pumped hydro) facilities are the only grid storage technology in large-scale commercial use throughout California. Additional mechanical systems - compressed air and flywheels - are being researched for future use in the state.

8.1.1 Pumped Hydro

Pumped hydroelectric storage systems operate by pumping and releasing water between two reservoirs depending on grid electricity availability. In times of high generation and lower demand, a pumped hydro facility uses energy to pump water to an upper reservoir, storing it as potential energy. When there is higher energy demand, water is released from the upper reservoir through a generator to produce electricity. Older pumped hydro systems have around 60% efficiency, while newer systems can reach 80% efficiency.⁴⁷⁵ Pumped hydro storage systems can operate through two reservoirs that are closed off from other water bodies or through one or two reservoirs built into existing river systems. The environmental impacts will differ based on the system, as newer, closed loop systems relying on two artificial or modified reservoirs unattached to other water systems will have a lower overall impact than those established in a river system.

According to a 2016 report from the Energy Commission, pumped hydro energy storage has been deployed in California since the late 1800s and currently provides 98% of the state's energy storage. Currently, California has three operational facilities, including projects in Lake Hodges, Castaic Lake, Helms, as well as built infrastructure in San Luis Reservoir, O'Neill Forebay, Big Creek, and Oroville.⁴⁷⁶ Last year, a pumped hydro project at Iowa Hill was canceled due to high start-up costs. Additionally, Eagle Mountain Pumped Storage - located in a spent iron mine - is expected to come online in 2023 to provide 1300MW of output storage. Future pumped hydro deployment is challenging due to limited site availability, long lead times, and high installation costs.

8.1.1.1 Transportation

Impacts related to increased traffic to the site and emissions from off-road vehicles will largely be determined by the siting of pumped-hydro facilities and will primarily be related to constructing new systems. A summary of transportation-related emissions and hazards can be found in Section 1.5.3 LCA.3.

8.1.1.2 Siting and Construction

Land use is a central issue in life-cycle assessment of the environmental impacts of pumped hydro storage facilities. For example, proximity to Joshua Tree National Park was of particular concern during the siting of the Eagle Mountain project. Depending on whether a system uses above or belowground reservoirs, land use impacts will vary.⁴⁷⁷ There is limited land available in California for new, large-scale pumped hydro storage facilities. However, hazards related to traditional reservoirs - including land flooding - apply to these storage facilities and any

⁴⁷⁵ Doughty, Kelly, and Mathias, "Bulk Energy Storage in California."

⁴⁷⁶ Ibid.

⁴⁷⁷ Chi-Jen Yang and Robert B. Jackson, "Opportunities and Barriers to Pumped-Hydro Energy Storage in the United States," *Renewable and Sustainable Energy Reviews* 15, no. 1 (January 2011): 839-44, doi:10.1016/j.rser.2010.09.020.

potential new sites.⁴⁷⁸ If not controlled for, these can put local populations at risk of flooding, and produce a potent GHG that will contribute to climate change and its associated health impacts. These impacts will depend on the type of system implemented, and whether it connects with an existing river system to operate. If these systems are constructed to use reservoirs that are built into existing river systems, the scheduled draining and flooding of the reservoirs for storage purposes can impact local ecosystems and fish populations.⁴⁷⁹

Construction activities may cause seismic activity, subsidence, or soil erosion depending on the geology and structural stability of the site. If regional faults are not well mapped and local seismic activity is not well understood, there is a risk of unintended seismic activity during construction. However, sites are often chosen that are not along major fault lines.⁴⁸⁰

Impacts related to land clearing activities will also be based on where these facilities are located. Section 1.5.4 LCA.4 provides a summary of these hazards, though modeling these impacts for specific technologies or sites is outside the scope of this report.

8.1.1.3 Use and Maintenance

Depending on the system implemented, flooding can be a concern with pumped hydro systems, especially if the project uses one or both reservoirs built into an existing river system. Similar to hydroelectric dam facilities, severe weather, infrastructure damage, or system malfunction can lead to the release of overflow into surrounding areas. Flooding can cause traumatic injuries as well as damage to homes and buildings that could impact surrounding populations.

Due to the siting of projects and the need for underground construction, landslides, subsidence, and ground deformation can be physical hazards of pumped hydro sites, which can result in traumatic injuries from earth movement or instability. Seismic activity must be monitored throughout facility use, as reservoir-triggered seismicity can also be a potential effect of these facilities. Research shows that reservoir-triggered seismicity has only increased localized and existing seismic activity when placed along active fault lines; proper planning of pumped hydro facilities can often mitigate these effects.⁴⁸¹

Additionally, methane emissions can be a concern for surface reservoirs. As microorganisms in the water breakdown organic nutrients in anaerobic conditions, methane can be produced and emitted from the surface.⁴⁸² This is a problem for reservoirs because they are often created by flooding areas that previously contained a variety of organic material, providing ample food for

478 Edgar G. Hertwich, Jacqueline Aloisi de Larderel, and Sangwon Suh, "Green Energy Choices: The Benefits, Risks, and Trade-Offs of Low-Carbon Technologies for Electricity Production" (United Nations Environment Programme, 2016), http://www.unep.org/resourcepanel/Portals/50244/publications/Summary_for_Policy_Makers_GHG_I.pdf.

479 John Roach, "For Storing Electricity, Utilities Are Turning to Pumped Hydro," University, Yale Environment 360, (November 24, 2015), http://e360.yale.edu/features/for_storing_electricity_utilities_are_turning_to_pumped_hydro.

480 GEI Consultants, "Eagle Mountain Pumped Storage Project Draft Environmental Impact Report Volume I" (State Water Resources Control Board, July 2010), http://www.waterboards.ca.gov/waterrights/water_issues/programs/water_quality_cert/docs/eagle_mountain_pumped_ferc13123/2_eagltmnt_deir_voll_2.pdf.

481 Ibid.

482 Bridget R. Deemer et al., "Greenhouse Gas Emissions from Reservoir Water Surfaces: A New Global Synthesis," *BioScience* 66, no. 11 (November 1, 2016): 949–64, doi:10.1093/biosci/biw117.

microorganisms.⁴⁸³ This process is amplified by nitrogen and phosphorous pollution from agricultural and waste streams, as the resulting algal blooms provide additional food for microorganisms.⁴⁸⁴ As methane is a potent GHG, new reservoirs should be carefully sited (i.e. away from potential agricultural waste streams) and existing reservoirs should be managed to reduce these potential emissions.

Throughout facility operation, hazardous chemicals like cleaning agents, water treatment chemicals, welding gasses, oils, and activated carbon could be present in small amounts and represent limited hazards to communities surrounding facilities because of their small quantities, low volatility, and/or low toxicity.⁴⁸⁵ These materials can be contained with adequate implementation of federal and state standards for safe use and storage. Fire risk due to mechanical systems failure can be reduced with proper engineering controls and training.

8.1.1.4 Decommissioning and Disposal

There is little information on hazards present for workers or surrounding communities during decommissioning of pumped hydro facilities, as these facilities have a long lifetime and older systems are still in use throughout the state.

8.1.2 Compressed Air

Compressed Air Energy Storage (CAES) facilities store energy by actively compressing air in underground mines or reservoirs during times when there is lower demand on the grid. When this energy is then needed during peak hours, the gas can be expanded or released from its storage, driving a turbine to produce electricity.⁴⁸⁶ Typically, natural gas is combusted to heat the air during the expansion phase to increase pressure and drive the system's turbine. Ongoing research focuses on reducing this external heat input by using adiabatic systems, which store heat released during the compression process and return this heat to the system during expansion.⁴⁸⁷ Additional research is needed into thermal energy storage systems that could store this heat to reduce natural gas reliance.⁴⁸⁸

As of 2015, there were only two CAES facilities in use globally - in Germany and Alabama operating at 290MW and 110MW capacity respectively.⁴⁸⁹ A statewide study of CAES potential in the state identified a depleted natural gas reservoir in San Joaquin County as a potential compressed air site, and PG&E is currently developing plans for this site, which is expected to

483 Ibid.

484 Ibid.

485 GEI Consultants, "Eagle Mountain Pumped Storage Project Draft Environmental Impact Report Volume I."

486 PG&E, "Compressed Air Energy Storage (CAES): Request for Offers," PG&E, 2017, https://www.pge.com/en_US/for-our-business-partners/energy-supply/electric-rfo/wholesale-electric-power-procurement/compressed-air-energy-storage-request-for-offers.page.

487 André Sternberg and André Bardow, "Power-to-What? - Environmental Assessment of Energy Storage Systems," *Energy Environ. Sci.* 8, no. 2 (2015): 389-400, doi:10.1039/C4EE03051F.

488 Ethan Elkind et al., "2020 Strategic Analysis of Energy Storage in California," PIER Final Project Report (University of California, November 2011), <http://www.energy.ca.gov/2011publications/CEC-500-2011-047/CEC-500-2011-047.pdf>.

489 Doughty, Kelly, and Mathias, "Bulk Energy Storage in California."

have a storage capacity of 100-350MW.⁴⁹⁰ CAES may potentially be sited in salt mines, such as a project in a salt deposit in Utah that may feed into the California grid. ^{491,492} CAES still has to overcome many barriers before achieving large-scale deployment, as the technology is expensive to develop, limited sites are available, and the ultimate project approval process is lengthy.⁴⁹³

There is very limited information available about the safety and health impacts of compressed air storage systems.

8.1.2.1 Transportation

Because these sites may be located in salt mines or spent natural gas fields, construction will likely increase traffic into these areas. A summary of transportation related emissions and hazards can be found in Section 1.5.3 LCA.3. Currently, the only site under consideration for CAES development is located in San Joaquin County, an area with poor air quality. Both facility specific and cumulative impacts related to proximity of multiple and varied facilities must thus be considered during project planning and siting.

8.1.2.2 Construction

Siting of CAES in spent natural gas fields may present a risk of occupational exposure to residual hydrocarbons. This siting may also present a fire hazard, as hydrocarbons – depending on their concentration – could act as a fuel that, when mixed with oxygen from the compressed air and an ignition source, could cause an explosion. The heat released during compression of the air or friction during air charging or discharging could be potential ignition sources.⁴⁹⁴ In order for detonation or combustion to occur, a very specific relationship of oxygen to hydrocarbon would have to exist, but sites should be analyzed and purged of natural gas remnants if possible, and gas leaks should be closed to avoid conflagrations reaching the surface. Continual monitoring will also be necessary to ensure natural gas residues do not reach a critical concentration. Sites must also be monitored for the cavity's stability and the mineral content of the underground reservoir.

Construction activities may cause seismic activity, subsidence, or soil erosion depending on the geology and structural stability of the land sited. If regional faults are not well mapped and local seismic activity is not well understood, there is a risk of unintended seismic activity when a CAES site is located near a fault.⁴⁹⁵

490 PG&E, "Compressed Air Energy Storage (CAES): Request for Offers."

491 Sternberg and Bardow, "Power-to-What?"

492 Bartridge et al., "Draft 2016 Environmental Performance Report of California's Electrical Generation System."

493 Doughty, Kelly, and Mathias, "Bulk Energy Storage in California."

494 Mark C. Grubelich, Stephen J. Bauer, and Paul W. Cooper, "Potential Hazards of Compressed Air Energy Storage in Depleted Natural Gas Reservoirs" (Sandia National Laboratories, September 2011), <http://prod.sandia.gov/techlib/access-control.cgi/2011/115930.pdf>.

495 M.A. Beckwith and D.W. Boehm, "Compressed Air Energy Storage (CAES) Environmental Control Concerns and Program Plan" (U.S. Department of Energy, June 1980), <https://www.osti.gov/scitech/servlets/purl/5106163>.

8.1.2.3 Maintenance and Use

CAES systems involve above and below-ground facilities equipped with compressors, expanders, and turbines. In case of emergencies for systems already in use, safety relief and pressure relief valves are built-in.⁴⁹⁶ To ensure reservoir stability, the water content, temperature of injected air, pressure, and humidity must be carefully monitored.⁴⁹⁷ With proper monitoring, occupational and public health impacts related to explosions or leaked gases can be controlled. As air will be compressed and expanded in these systems, this component is innocuous, but emissions of remnant natural gas and other potential exposures should be contained and monitored.

8.1.2.4 Decommissioning and Disposal

Because of the limited roll out of these systems, little is known about potential hazards for workers or the public during decommissioning of sites, nor about site stability for future use. It is likely these will be related to sites of natural gas development.

8.1.3 Flywheel

Grid scale flywheels store energy by spinning a rotor up to tens of thousands of revolutions per minute (RPM), which stores energy through rotational kinetic energy and elastic energy from deformation of the rotor.⁴⁹⁸ Deceleration of the flywheel can then produce electricity. PG&E is currently contracting with developers to test a small, 20MW flywheel system for the CA grid.⁴⁹⁹

The 2020 Strategic Analysis of Energy Storage in California recommended research into improved safety for large-scale development of flywheel storage.⁵⁰⁰ The major occupational and public health impact of concern related to flywheels are the risk of explosion if a flywheel system fails, though additional details related to other hazards across the life cycle are limited in current literature.

8.1.3.1 Materials Extraction

Flywheels can be composed of advanced composite materials like carbon fibers or graphite, with large strength and weight ratios, or more traditional materials like steel.⁵⁰¹ Hazards related to the extraction and processing of carbon fibers and graphite are discussed later in Sections 8.2.1.1 and 8.2.3.1.

496 Vasilis Fthenakis, “Integrating Wind-Solar-CAES” (2nd Compressed Air Energy Storage (CAES) Conference & Workshop, Columbia University, 2010), http://www.clca.columbia.edu/CAES2workshop_proceedings.pdf.

497 Beckwith and Boehm, “Compressed Air Energy Storage (CAES) Environmental Control Concerns and Program Plan.”

498 DOE, “Energy Storage Safety Strategic Plan” (U.S. Department of Energy Office of Electricity Delivery and Energy Reliability, December 2014), <https://energy.gov/sites/prod/files/2014/12/f19/OE%20Safety%20Strategic%20Plan%20December%202014.pdf>.

499 PG&E, “PG&E Presents Innovative Energy Storage Agreements,” PG&E, December 20, 2015, https://www.pge.com/en/about/newsroom/newsdetails/index.page?title=20151202_pge_presents_innovative_energy_storage_agreements_.

500 Elkind et al., “2020 Stratetic Analysis of Energy Storage in California.”

501 Haichang Liu and Jihai Jiang, “Flywheel Energy storage—An Upswing Technology for Energy Sustainability,” *Energy and Buildings* 39, no. 5 (May 2007): 599–604, doi:10.1016/j.enbuild.2006.10.001.

8.1.3.2 Manufacture

Carbon felt and graphite are often used as electrodes in VRB.⁵⁰² Exposure to carbon fibers in producing the carbon felt electrode is a potential hazard, as preliminary toxicology research has found increases in lung cancer in mice following exposure to these fibers.⁵⁰³

Very little information is publicly available on flywheel manufacturing and associated risks. However, occupational standards upheld across manufacturing fields should apply, as well as workers protections against system failures and related fire-hazards during system testing.

8.1.3.3 Transportation

A summary of transportation related emissions and hazards can be found in Section 1.5.3 LCA.3.

8.1.3.4 Installation

Because of the variation in flywheel size and structures, it is difficult to assess potential hazards related to system installation. Occupational exposures could include physical hazards of heavy machinery use and working from heights and within confined spaces, depending on where the flywheel is located.

8.1.3.5 Maintenance and Use

Safety concerns with flywheel storage mainly derive from system failures. When a flywheel builds up too much speed or a component or structure fails, the entire system can explode.⁵⁰⁴ With proper encasing, fragmentation can be contained, though this containment can also fail.⁵⁰⁵ Such explosions can damage buildings and put workers at risk of serious injuries due to projectiles, as was the case of the test-flywheel explosions at Quantum Energy Storage Corporation in California.⁵⁰⁶ If these flywheel-equipped facilities are sited in areas with high population densities or surrounding communities at close proximity, these system failures could pose a fire and explosion hazard for local populations.

Research is currently centered on safe design mechanisms to prevent system failures. Current safety mechanisms of focus include burst simulations to determine containment integrity, speed testing, and monitoring the rate of fatigue of different material inputs.⁵⁰⁷

502 Aishwarya Parasuraman et al., "Review of Material Research and Development for Vanadium Redox Flow Battery Applications," *Electrochimica Acta* 101 (July 2013): 27-40, doi:10.1016/j.electacta.2012.09.067.

503 Yann Grosse et al., "Carcinogenicity of Fluoro-Edenite, Silicon Carbide Fibres and Whiskers, and Carbon Nanotubes," *Lancet Oncology* 15, no. 13 (2014): 1427.

504 Liu and Jiang, "Flywheel Energy storage—An Upswing Technology for Energy Sustainability."

505 Donald Bender, "Recommended Practices for the Safe Design and Operation of Flywheels" (Sandia National Laboratories (SNL-CA), Livermore, CA (United States), 2015), <http://www.sandia.gov/ess/publications/SAND2015-10759.pdf>.

506 Safety BLR, "Flywheel Explosion Teaches Lessons in Machine Safety," Safety BLR, February 25, 2016, <http://safety.blr.com/workplace-safety-news/equipment-and-process-safety/machine-safety/Machine-safety-Flywheel-explosion-teaches-lessons/>.

507 DOE, "Energy Storage Safety Strategic Plan."

8.1.3.6 Decommissioning and Disposal

Depending on the supplier, most flywheel components will be recyclable, although little information is available on safe recycling practices.⁵⁰⁸

8.2 Electrochemical Storage

Batteries, the most common form of electrochemical storage, have long been used to power cars and electronic applications. A battery works through the build-up and transfer of electrons. Battery components can include a positive electrode (anode), a negative electrode (cathode), an electrolyte to separate these electrodes, a membranous separator to facilitate this separation, and contacts and wiring to facilitate charging and discharging. In traditional batteries, when charging, electrons build up in the battery's anode through chemical reaction of battery components, but are prevented from moving to the cathode directly by the electrolyte and/or separator. Instead, they pass through contacts and wiring, to the cathode. The process is opposite for battery discharge, as electrons move from cathode to anode, and are shared to exterior applications (electronics, cars, etc.) through wiring.

Batteries are growing in use across grid applications, although 2030 forecasts of storage technology prevalence vary significantly by model. Some assume greater battery storage, while other models rely more on existing and new pumped hydro facilities and compressed air technologies. Battery storage is expected to be dominated by lithium-ion chemistries in the near term, although new developments may encourage use of lead-acid batteries in grid storage. Flow batteries and sodium-sulfur batteries are also expected to grow in commercial viability by 2030.

The following hazard assessment across battery life cycles was completed based on available information. However, as many of these technologies are developing rapidly with a variety of different chemistries, updated inventories of materials used throughout processing are needed. These would assist in producing more informed hazard assessments for occupational and community health impacts, while also allowing for informed development of particular chemistries with the least negative impact. Lessons learned from lead acid batteries, their vast health impacts, and related environmental pollution can also inform protective measures for developing technologies.

Batteries are growing in use across grid applications, although 2030 forecasts of storage technology prevalence vary significantly by model. Some assume greater battery storage, while other models rely more on existing and new pumped hydro facilities and compressed air technologies. Battery storage is expected to be dominated by lithium-ion chemistries in the near term, although new developments may encourage use of lead-acid batteries in grid storage. Flow batteries and sodium-sulfur batteries are also expected to grow in commercial viability by 2030.

⁵⁰⁸ John Baffa and Mark Hinrichs, "Flywheel Energy Storage System" (San Diego Gas & Electric, October 2016), file:///Users/loxfordbuck/Downloads/sdge_flywheel_energy_storage_report_033017_final.pdf.

The following hazard assessment across battery life cycles was completed based on available information. However, as many of these technologies are developing rapidly with a variety of different chemistries, updated inventories of materials used throughout processing are needed. These would assist in producing more informed hazard assessments for occupational and community health impacts, while also allowing for informed development of particular chemistries with the least negative impact. Lessons learned from lead acid batteries, their vast health impacts, and related environmental pollution can also inform protective measures for developing technologies. Figure 13 illustrates a generic battery in discharge mode, and will be used to clarify battery components for the specific technologies used in this report.

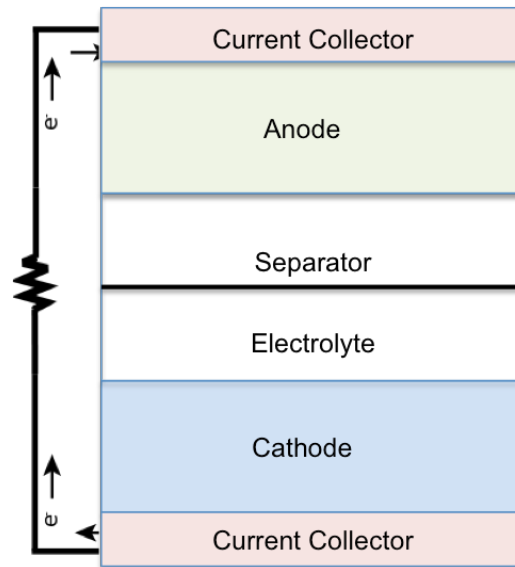
Batteries are growing in use across grid applications, although 2030 forecasts of storage technology prevalence vary significantly by model. Some assume greater battery storage, while other models rely more on existing and new pumped hydro facilities and compressed air technologies.⁵⁰⁹ Battery storage is expected to be dominated by lithium-ion chemistries in the near term, although new developments may encourage use of lead-acid batteries in grid storage. Flow batteries and sodium-sulfur batteries are also expected to grow in commercial viability by 2030.⁵¹⁰

The following hazard assessment across battery life cycles was completed based on available information. However, as many of these technologies are developing rapidly with a variety of different chemistries, updated inventories of materials used throughout processing are needed. These would assist in producing more informed hazard assessments for occupational and community health impacts, while also allowing for informed development of particular chemistries with the least negative impact. Lessons learned from lead acid batteries, their vast health impacts, and related environmental pollution can also inform protective measures for developing technologies.

509 Yeh et al., “A Modeling Comparison of Deep Greenhouse Gas Emissions Reduction Scenarios by 2030 in California.”

510 Chris Warren, “Ensuring a Clean Grid—Batteries Not Excluded,” EPRI Journal, February 2016, <http://eprijournal.com/wp-content/uploads/2016/01/Ensuring-a-Clean-Grid.pdf>.

Figure 13: Generic Battery Component Diagram (Charging)



Source: Center for Climate Change and Health (2017)

8.2.1 Lithium-Ion

Lithium-ion (Li-ion) batteries are currently considered the most promising battery for grid storage application due to their commercial viability and widespread use in other applications. Li-ion batteries used in electric vehicles, electronics, and stationary storage have high energy densities, as they are capable of storing 130-170 Wh of energy per unit kg. They also have thousands of cycles within their lifetime.⁵¹¹ US production of Li-ion battery packs is expected to increase substantially with Tesla's Gigafactory in Nevada, and large projects have been contracted to AES and Tesla to build grid-capacity Li-ion storage facilities in San Diego and Los Angeles counties.⁵¹²

Commercial Li-ion batteries are typically composed of a graphite anode, an electrolyte containing lithium salts in an organic solvent, and a variety of lithium-based cathode materials, depending on the application. Lithium nickel cobalt aluminum oxide (NCA) and lithium manganese oxide (LMO) cathodes are all commonly used in electric vehicles, while lithium cobalt oxide (LCO) cathodes are common in electronics and cell phones. Cathodes made of lithium nickel manganese cobalt oxide (NMC) are used in Tesla's Powerwall battery, marketed for household electricity storage. Lithium iron phosphate (LFP) batteries are increasingly common in grid applications due to their high cycle life and thermal stability. Common materials used in Li-ion batteries researched for grid applications are illustrated in Figure 14.

⁵¹¹ J.L. Sullivan and L. Gaines, "A Review of Battery Life-Cycle Analysis: State of Knowledge and Critical Needs" (Argonne, Energy Systems Division, October 1, 2010), https://greet.es.anl.gov/publication-batteries_lca.

⁵¹² Diane Cardwell and Clifford Krauss, "A Big Test for Big Batteries.pdf," The New York Times, January 14, 2017, sec. Energy & Environment.

Figure 14: Materials in Potential Lithium-Ion Batteries for Grid Storage

Current Collector	Anode Collector: Copper
Anode	Common Anode Materials Graphite Hard Carbon <i>Lithium Titanate</i>
Separator	Common Separators Polypropylene, polyethylene, <i>ceramic coated separator</i>
Electrolyte	Common Electrolytes Mixture of ethylene, carbonate/ dimethyl carbonate, and lithium hexafluorophosphate (LiPF ₆)
Cathode	Common Cathode Materials LiNiMnCoO ₂ (NMC) LiFePO ₄ (LFP) LiNiCoAlO ₂ (NCA) <i>LiT₅O₁₂ (LTO)</i>
Current Collector	Cathode Collector: Aluminum

Source: Center for Climate Change and Health (2017)

Chemical hazards related to Li-ion batteries will be highly dependent on the specific chemistry of the battery being manufactured or used. Because there are many varieties of lithium-ion batteries and very little publicly accessible information on material inputs throughout the industry, it is difficult to assess hazards and risk without further study into the specific materials used in California’s grid batteries and their occupational and environmental impacts.

8.2.1.1 Materials Extraction

Global lithium production increased by 12% in 2016, and this upward trend is expected to continue as the Li-ion market grows. In the US, lithium production occurs from brine recovery at a plant in Nevada. Two other US companies produce lithium compounds from domestic or imported lithium carbonate, lithium chloride, and lithium hydroxide. Globally, 39% of lithium produced was used in battery manufacture.⁵¹³ While only a small proportion of batteries are currently used for grid storage, significant expansion of EES will increase that proportion. The USGS estimates significant lithium resources – around 6.9 million tons – in the US, from continental brines, geothermal brines, hectorite, oilfield brines, and pegmatites; lithium resources in other countries are estimated at 40 million tons.⁵¹⁴ The largest producers of lithium are Australia, Chile, and Argentina.⁵¹⁵ Compared to mining of other raw materials,

513 USGS, “Lithium,” Government Agency Website, US Geological Survey Minerals Information, (2017), <https://minerals.usgs.gov/minerals/pubs/commodity/lithium/mcs-2017-lithi.pdf>.

514 Ibid.

515 Ibid.

extraction of lithium is considered to have fewer environmental impacts.⁵¹⁶ However, lithium exposure may be linked with neurotoxicity, developmental toxicity, and immunotoxicity, therefore more research is needed to fully characterize these risks.⁵¹⁷

The recovery process of lithium from brines can include evaporation, filtering of other minerals and metals, and precipitation with soda ash to produce lithium carbonate, a stable compound that can be further processed through electrolysis to form elemental lithium. Little data is available regarding the mineral makeup of these brines, so it is difficult to categorize potential hazards related to brine exposure.⁵¹⁸

There are also risks with the extraction and processing of nickel and cobalt components of some Li-ion cathodes. These elements occur naturally together in laterite or sulphide ores, and can be leached from rock stores at high temperature and pressure. This produces slurry, which can be flash-cooled and further purified to produce nickel and cobalt. Nickel exposure can lead to dermatitis and respiratory irritation, and nickel compounds are considered a human carcinogen.⁵¹⁹ Exposure to high cobalt levels can also lead to respiratory irritation and difficulty breathing. Exposures during the processing phase of these metals have also been found to have respiratory, pulmonary, and neurological impacts on those exposed. A 2013 report from the US EPA found that Li-Ion batteries containing cobalt and nickel have the largest environmental impact of common chemistries in use today.⁵²⁰ This is due to their role in resource depletion and their contribution to ecological toxicity and human health impacts, including respiratory, pulmonary, and neurological effects in those exposed.⁵²¹

Additional environmental and health impacts result from the extraction of aluminum and copper for collector and wiring components. Aluminum, used as a cathode charge collector and cooling system, is produced from bauxite ore. Though this ore is considered chemically inert, the processing stages used to derive aluminum can lead to carcinogenic polycyclic aromatic hydrocarbon (PAH) emissions.⁵²² There is need for further studies of the association of aluminum processing with occupational asthma and lung disease. Releases of benzo[a]pyrene (BaP) present a lung cancer risk to workers and, potentially, surrounding

516 Dominic A. Notter et al., "Contribution of Li-Ion Batteries to the Environmental Impact of Electric Vehicles," *Environmental Science & Technology* 44, no. 17 (September 2010): 6550-56, doi:10.1021/es903729a.

517 Shanika Amarakoon, Jay Smith, and Brian Segal, "Application of Life-Cycle Assessment to Nanoscale Technology: Lithium-Ion Batteries for Electric Vehicles," DfE/ORD Li-Ion Batteries and Nanotechnology for Electric Vehicles Partnership (United States Environmental Protection Agency, April 24, 2013), https://www.epa.gov/sites/production/files/2014-01/documents/lithium_batteries_lca.pdf.

518 Ibid.

519 Ibid.

520 Ibid.

521 Ibid.

522 James C. Wesdock and Ian M. F. Arnold, "Occupational and Environmental Health in the Aluminum Industry: Key Points for Health Practitioners," *Journal of Occupational and Environmental Medicine* 56 (May 2014): S5-11, doi:10.1097/JOM.0000000000000071.

communities.⁵²³ Aluminum mining and smelting practices have led to increased emissions of criteria pollutants in surrounding communities, as well as related asthma and bronchiolitis incidence.⁵²⁴

Copper mining and processing has well-known environmental and health impacts. In the US, copper is mainly mined and produced in Arizona, New Mexico, Utah, Nevada, Montana, and Michigan. 19% of copper mined in the US was used for electric appliances in 2016.⁵²⁵ According to the US EPA, copper mining results in the largest processing wastes from metal production in the US, though associated hazards to miners, processors, and surrounding populations depend on regional geology. Tailings can have high acid, metal, and radionuclide concentrations.⁵²⁶ These can cause environmental damage if uncontained, while also exposing individuals involved in processing to radium, thorium, and uranium, which can lead to cancer and potentially harmful genetic alterations.⁵²⁷ Copper smelting can release PM and SO₂ into the air, along with trace elements like arsenic, cadmium, and mercury.⁵²⁸ PM and sulfur oxides are well-known criteria pollutants. Acute exposures to SO₂ can lead to coughing, wheezing, and difficulty breathing, while chronic exposure can potentially lead to asthma and decreased lung and airway function.⁵²⁹ PM exposures can lead to bronchitis, lung damage, cardiovascular effects, cancer, heavy metal poisoning, and potential reproductive impacts.⁵³⁰ Arsenic, cadmium, and mercury exposures through air emissions can lead to cancer, systemic organ damage, and decreased neurological development in children.⁵³¹ Cohort studies have found excess mortalities in copper miners resulting from lung cancer.⁵³²

Li-ion batteries also contain graphite, a natural form of carbon found largely in China. Mining and processing stages of this material are known for emitting large amounts of PM, impacting local air quality and increasing risk of asthma and lung disease in local populations. Graphite production can also pollute local water systems due to inadequate controls of waste

523 Stephen Claude Martin and Claude Larivière, "Community Health Risk Assessment of Primary Aluminum Smelter Emissions," *Journal of Occupational and Environmental Medicine* 56 (May 2014): S33-39, doi:10.1097/JOM.000000000000135.

524 Ibid.

525 USGS, "Copper," Government Agency Website, US Geological Survey Minerals Information, (2017), <https://minerals.usgs.gov/minerals/pubs/commodity/copper/mcs-2017-coppe.pdf>.

526 EPA, "TENORM: Copper Mining and Production Wastes," Government Agency Website, US EPA Radiation Protection, (September 14, 2016), <https://www.epa.gov/radiation/tenorm-copper-mining-and-production-wastes>.

527 EPA, "Radiation Health Impacts," Government Agency Website, US EPA Radiation Protection, (July 21, 2016), <https://www.epa.gov/radiation/radiation-health-effects>.

528 Stanislaw Dudka and Domy C. Adriano, "Environmental Impacts of Metal Ore Mining and Processing: A Review," *Journal of Environmental Quality* 26 (May 1997): 590-602.

529 EPA, "Criteria Air Pollutants," Government Agency Website, US EPA, (April 3, 2017), <https://www.epa.gov/criteria-air-pollutants>.

530 Ibid.

531 M Hutton, "Human Health Concerns of Lead, Mercury, Cadmium, and Arsenic," in *Lead, Mercury, Cadmium, and Arsenic in the Environment* (John Wiley & Sons Ltd., 1987), https://dgc.carnegiescience.edu/SCOPE/SCOPE_31/SCOPE_31_2.01_Chapter6_53-68.pdf.

532 Ruoling Chen, Li Wei, and Huaming Huang, "Mortality from Lung Cancer among Copper Miners.," *British Journal of Industrial Medicine* 50, no. 6 (1993): 505-509; Masanori Kuratsune et al., "Occupational Lung Cancer among Copper Smelters," *International Journal of Cancer* 13, no. 4 (April 15, 1974), doi:10.1002/ijc.2910130415.

products.⁵³³ Acute graphite exposure is associated with respiratory infections and irritation, while chronic exposure to high levels can lead to lung tumors and respiratory disease.⁵³⁴ Graphite processing also uses heavy metals and solvents that may contaminate waste streams. High levels of exposure are more common for workers in mining and processing facilities, though surrounding populations can also be exposed to dangerous heavy metals or solvents in waste streams. Additionally, exposure to carbon fibers in producing other carbon-based anode materials is a potential hazard, as preliminary toxicology research has found increases in lung cancer in mice following exposure to these fibers.⁵³⁵

8.2.1.2 Manufacture

Individual components of Li-ion batteries can present chemical hazards for manufacturers. The production processes for graphite electrode present the potential for occupational inhalation of silica dust, graphite dust, polyaromatic hydrocarbons, and asbestos. These can lead to lung disorders like silicosis, as well as lung cancer in workers exposed over time throughout the production process.⁵³⁶ The use of fluoride salt, LiPF₆ as a common electrolyte also presents a chemical hazard. Depending on the battery's chemistry, there is the potential for this salt to create toxic and reactive byproducts like fluoroethanol ether, fluoroethylene, and hydrofluoric acid when mixed with other components.⁵³⁷

Workers are potentially exposed to a number of other chemicals during materials processing and manufacturing of Li-ion battery packs. Exposures to isocyanate from paints are possible, leading to eye, skin, and respiratory tract irritation and allergic sensitization.⁵³⁸ Exposures to styrene, polyvinyl chloride, and polyethylene in plastics are also possible. When inhaled, styrene can cause vision abnormalities, color blindness, lower lung function, and cardiac distress.⁵³⁹ Polyvinyl chloride and polyethylene are also highly reactive and can decompose to form toxic and reactive gases such as hydrogen gas.⁵⁴⁰

533 Peter Whoriskey, "In Your Phone, In Their Air," Washington Post, October 2, 2016, Web edition, <https://www.washingtonpost.com/graphics/business/batteries/graphite-mining-pollution-in-china/>.

534 NIOSH, "Occupational Health Guideline for Natural Graphite," Government Agency Website, United States Department of Labor, Occupational Safety and Health Administration, (1978), <https://www.cdc.gov/niosh/docs/81-123/pdfs/0306.pdf>.

535 Grosse et al., "Carcinogenicity of Fluoro-Edenite, Silicon Carbide Fibres and Whiskers, and Carbon Nanotubes."

536 D. F. Merlo et al., "A Mortality Cohort Study among Workers in a Graphite Electrode Production Plant in Italy," *Occupational and Environmental Medicine* 61, no. 2 (2004): e9-e9.

537 Jean-Marie Tarascon, "Towards Sustainable and Renewable Systems for Electrochemical Energy Storage," *ChemSusChem* 1, no. 8-9 (September 1, 2008): 777-79, doi:10.1002/cssc.200800143.

538 NIOSH, "Isocyanates," Government Agency Website, Workplace Safety and Health Topics, (November 10, 2014), <https://www.cdc.gov/niosh/topics/isocyanates/>; C. Korepp et al., "Isocyanate Compounds as Electrolyte Additives for Lithium-Ion Batteries," *Journal of Power Sources* 174, no. 2 (December 6, 2007): 387-93.

539 Joshua M. Harney et al., "Evaluation of Styrene and Dust Exposures and Health Effects during Fiberglass-Reinforced Wind Turbine Blade Manufacturing," Health Hazard Evaluation Report (U.S. Department of Health and Human Services Centers for Disease Control and Prevention National Institute for Occupational Safety and Health, August 2016), <https://www.cdc.gov/niosh/hhe/reports/pdfs/2013-0056-3256.pdf>.

540 NIOSH, "Polyethylene," National Institute for Occupational Safety and Health, July 1, 2014, <https://www.cdc.gov/niosh/ipcsneng/neng1488.html>; NIOSH, "Polyvinyl Chloride," Government Agency Website, National Institute for Occupational Safety and Health, (July 1, 2014), <https://www.cdc.gov/niosh/ipcsneng/neng1487.html>.

Specific process and material inputs are not publicly available for Li-ion batteries, so additional research is needed to more comprehensively assess hazards and potential risks.

8.2.1.3 Transportation

A summary of transportation related emissions and hazards can be found in Section LCA.3. Specific to Li-ion batteries, transportation-related hazards relate to the combustibility of battery packs due to damage, mechanical stress, or temperature shifts. Though most transport-related fires have been caused by small Li-ion batteries in cell phone and electronic applications, precautions need to be taken in transporting grid-scale models due to this potential fire hazard.⁵⁴¹ Due to this fire risk, the UN's Recommendations on the Transport of Dangerous Goods addresses transport of lithium ion batteries, with strict standards regarding international transport.⁵⁴²

8.2.1.4 Installation

The installation of large, grid-scale Li-ion installations is a new practice, so there is limited information available on the potential hazards for workers or surrounding populations. Because it is known that damaged cells can lead to venting of potentially toxic gases and risk of fire, installation workers should be trained to understand and appropriately handle signs of damage. Given that there have been cases of smaller Li-ion batteries igniting due to mechanical shock and mechanical damage, there is the potential for accidents during installation resulting in venting of contained gases and, potentially, fire.⁵⁴³

Though land-use for grid-scale Li-ion storage facilities will be much less than for utility-scale generation facilities (e.g. a large CSP site), there will still be installation impacts related to land clearing activities. These will largely be determined by the siting of these facilities. Section 1.5.4 LCA.4 provides a summary of these hazards.

8.2.1.5 Maintenance and Use

A public health concern regarding large-scale Li-ion use is the potential for a battery failure in one cell to cause a fire in a storage facility. If Li-ion batteries are damaged, exposed to strong vibration or mechanical shock, or kept in high temperatures, the lithium electrolyte can decompose, leading to vaporization and venting from the cell.

This can also lead to “thermal runaway,” where venting within one unit can cause the overheating of neighboring units. The resulting vapors released from the battery packs would be flammable, creating a fire hazard, while also potentially exposing workers to hazardous gases. These gases are summarized in Table 14. An additional concern is the venting of hydrofluoric acid, which can cause severe irritation, pulmonary edema, and irregular

541 Celina Mikolajczak et al., *Lithium-Ion Batteries Hazard and Use Assessment* (Springer New York, 2011).

542 Mark Anderson, “Potential Hazards at Both Ends of the Lithium-Ion Life Cycle,” *IEEE Spectrum*, March 1, 2013, <http://spectrum.ieee.org/green-tech/fuel-cells/potential-hazards-at-both-ends-of-the-lithiumion-life-cycle>.

543 Mikolajczak et al., *Lithium-Ion Batteries Hazard and Use Assessment*.

heartbeat.⁵⁴⁴ This could also be a concern for first responders to a Li-ion module fire or fire of a building containing a Li-ion battery pack, as they would also be exposed to potentially hazardous gases. While Li-ion related fires have been successfully put out by water, there is the potential for the runoff water to contain chemicals and elements like chlorine and fluorine, which could impact local water systems.⁵⁴⁵

8.2.1.6 Decommissioning and Disposal

The process of decommissioning and disposal of grid-scale Li-ion battery sites is capital intensive and will include similar physical hazards to the installation phase. Because battery materials may have degraded through use, there is the potential for failures that could result in fire hazards or gas emissions. Especially if these sites are located in areas of high temperature, decommissioning workers need to be protected from the potential for vented gases.

Table 14: Potential Vented Gases from Li-Ion Battery Damage

Emitted Gases	Hazards According to SDS-Praxa
Acrolein	Acute toxicity, aquatic acute toxicity, aquatic chronic toxicity, carcinogenicity, corrosive to the respiratory tract, eye damage, flammable liquid, germ cell mutagenicity, skin corrosion, skin sensitization
Biphenyl	Aquatic acute toxicity, aquatic chronic toxicity, eye irritation
Benzene	Carcinogen, eye irritation, germ cell mutagenicity, aspiration hazard
Carbon Monoxide (CO)	Acute toxicity, flammable, reproductive toxicity, specific target organ toxicity with repeated exposure
Carbonyl Sulfide	Acute toxicity, eye irritation, flammable gases
Diethyl Carbonate	Eye irritation, skin irritation, specific target organ toxicity with repeated exposure
Ethylene Carbonate	Eye irritation, skin irritation, specific target organ toxicity with repeated exposure
Ethyl Methyl Carbonate	Eye irritation, flammable liquid, skin irritation, specific target organ toxicity-repeated exposure
Styrene	Acute toxicity, eye irritation, flammable liquid, skin irritation, specific target organ toxicity-repeated exposure
Toluene	Aspiration hazard, flammable liquid, reproductive toxicity, skin irritation, specific target organ toxicity with repeated exposure
Hydrogen (H2)	Capable of sudden release of pressure, suffocation, flammable (Hydrogen SDS, 2016).
Carbon Dioxide (CO2)	CO2 may explode if heated, cause suffocation, increase respiration and heart rate.

544 Anderson, "Potential Hazards at Both Ends of the Lithium-Ion Life Cycle"; CDC, "Hydrofluoric Acid," Government Agency Website, Centers for Disease Control and Prevention, (April 22, 2013), <https://emergency.cdc.gov/agent/hydrofluoricacid/basics/facts.asp>.

545 Mikolajczak et al., Lithium-Ion Batteries Hazard and Use Assessment.

Emitted Gases	Hazards According to SDS-Praxa
Methane (CH ₄)	Extremely flammable gas, may explode if heated, cause rapid suffocation, may form explosive mixture with air.
Ethylene (C ₂ H ₄)	Contains gas under pressure, may explode if heated, causes drowsiness or dizziness, may displace oxygen and cause rapid suffocation, may form explosive mixtures with air (Ethylene SDS, 2016).
Propane (C ₃ H ₈)	Explosion hazard, suffocation
Hydrogen Fluoride (HF)	Acute toxicity; corrosive to the respiratory tract, skin corrosion

Source: Antonio Nedjalkov et al., "Toxic Gas Emissions from Damaged Lithium Ion Batteries—Analysis and Safety Enhancement Solution," *Batteries* 2, no. 1 (March 7, 2016): 5, doi:10.3390/batteries2010005. Prepared by: John Fodairo

California currently does not have regulations requiring recycling of large Li-ion batteries. As Li-ion use has grown to include electric vehicles (EV), electronic, and now grid applications, there is a need to assess how waste streams from these industries can be safely and sustainably handled in the state. Because Li-ion batteries continue to evolve in their chemistries and technology, there is a need for recycling processes capable of adapting with these technologies.⁵⁴⁶ While there are recycling systems available for Li-ion battery components, potential dumping of parts in landfills in the state and abroad poses a risk of chemical leaching, especially of heavy metals such as copper, cobalt, nickel, and thallium.⁵⁴⁷ The future of in-state Li-ion recycling will depend on the economies of material availability and the costs and environmental impacts of different disposal solutions and regulatory requirements.

Li-ion battery components can be recycled through mechanical, hydrometallurgical, and pyrometallurgical processes. In mechanical separation, battery components are sorted based on material and physical characteristics to prepare for crushing and shredding. These components are often then transported to a recycling facility to be refined for use in future batteries.⁵⁴⁸ Hydrometallurgical processes involve dissolving component metals in acid or base solutions. The metals can then be leached from these solutions and purified for further use. Pyrometallurgical processes use high temperatures, pyrolysis, smelting, distillation, and refining to recover reusable metals. Mechanical separation usually has the highest recovery rate for metals, while pyrometallurgical has the lowest.⁵⁴⁹ Hydrometallurgical disposal has also

546 Thomas P Hendrickson et al., "Life-Cycle Implications and Supply Chain Logistics of Electric Vehicle Battery Recycling in California," *Environmental Research Letters* 10, no. 1 (January 1, 2015): 14011, doi:10.1088/1748-9326/10/1/014011.

547 Daniel Hsing Po Kang, Mengjun Chen, and Oladele A. Ogunseitan, "Potential Environmental and Human Health Impacts of Rechargeable Lithium Batteries in Electronic Waste," *Environmental Science & Technology* 47, no. 10 (May 21, 2013): 5495–5503, doi:10.1021/es400614y.

548 J.B. Dunn et al., "Material and Energy Flows in the Materials Production, Assembly, and End-of-Life Stages of the Automotive Lithium-Ion Battery Life Cycle" (Argonne, Energy Systems Division, September 2014), <https://greet.es.anl.gov/publication-lib-lca>.

549 Linda Gaines, "Life cycle Analysis of Li-Ion Batteries an End-of-Life Issues" (ENV-Vision, Washington, D.C., May 10, 2016), <http://www.epri.com/Documents/ENV-Vision/EMERGING%20AND%20CROSS->

demonstrated lower toxicity measures in LCAs when compared to pyrometallurgical processing, though little information is presented about the specific toxic exposures. Pyrometallurgical processing involves higher energy inputs and the potential to emit VOCs from battery components at high temperatures.⁵⁵⁰

Li-ion recycling infrastructure poses similar hazards to battery pack installation and transportation, with the potential for added leaching of chemicals from recycling processes. Siting of recycling facilities requires careful consideration due to the potential for waste products to impact local ecosystems and communities.⁵⁵¹ Without administrative and engineering controls, recycling workers may be exposed to hazards related to heavy machinery, high temperatures, crushing mechanisms, and to chemical hazards associated with crushing or melting materials that produce toxic fumes or dust, including heavy metals and polyvinyl chloride.

Because EV Li-ion waste is expected to grow in the coming years, it is possible that Li-ion batteries may be re-used directly or repurposed from EV applications for grid storage. Research shows this repurposing could have a modest effect on grid electricity availability.⁵⁵² It is essential to understand the potential for battery degradation following prolonged use, which could impact the safety and efficiency if its secondary use on the grid. This is especially a concern if Li-ion batteries are repurposed behind the meter or in uncontrolled settings. More research is needed on the potential for battery failures and hazards if EV batteries are repurposed for grid storage use.

8.2.2 Lead Acid

Lead acid (Pb-acid) batteries are well-known for their vehicle applications but may also be used for larger scale grid storage applications. Some research has indicated that the cycle life of lead acid batteries may be too low for grid applications, although research into advanced lead acid battery technologies are reestablishing these batteries as a potential grid storage option.⁵⁵³ From previous applications, it is known that the life cycle of lead acid batteries – from lead smelting through recycling – have been associated with significant adverse health impacts in workers, their families, and surrounding communities. If these batteries are applied for grid storage, proper enforcement of existing relevant regulations is imperative, along with consideration of new control technologies to minimize worker and community risks.

CUTTING%20ISSUES/Environmental%20Considerations%20of%20Grid%20Scale%20Battery%20Storage/Linda%20Gaines_Argonne%20Laboratory.pdf.

550 Hendrickson et al., “Life-Cycle Implications and Supply Chain Logistics of Electric Vehicle Battery Recycling in California.”

551 Ibid.

552 Roger Sathre et al., “Energy and Climate Effects of Second-Life Use of Electric Vehicle Batteries in California through 2050,” *Journal of Power Sources* 288 (August 2015): 82–91, doi:10.1016/j.jpowsour.2015.04.097.

553 Brian B. McKeon, Jun Furukawa, and Scott Fenstermacher, “Advanced Lead Acid Batteries and the Development of Grid-Scale Energy Storage Systems,” *Proceedings of the IEEE* 102, no. 6 (June 2014): 951–63, doi:10.1109/JPROC.2014.2316823.

Pb-acid batteries are typically composed of a lead anode, which can be doped with other metals including antimony and graphite. The liquid electrolyte is usually composed of sulfuric acid, which can have additional components in valve regulated lead acid batteries (VRLA). These batteries reduce the water used in more traditional lead acid battery varieties as contacts, allowing for different chemical reactions to charge and discharge the battery. The anode of these batteries is often composed of lead oxide, and the separator is often polypropylene and glass. The main components of lead acid batteries are shown in Figure 15.

8.2.2.1 Materials Extraction

Lead acid batteries are composed of lead, lead oxides, polypropylene, sulfuric acid, water, glass, and antimony as shown in Figure 15. Lead mining and smelting are known environmental hazards, as it is estimated that between 357 and 857 million kg of lead are released annually into the global environment by these activities, with the potential to contaminate local water, soil, and crops.⁵⁵⁴ In 2012, 85% of lead was mined globally for lead-acid battery production, so this industry is a main contributor to these occupational and public health hazards.⁵⁵⁵ In the US, 99% of lead-acid batteries were recycled in 2014, so more US batteries are produced from these recycled materials.⁵⁵⁶

The health impacts of lead exposure are well-known and include nervous system effects, cognitive dysfunction, and impaired kidney function.⁵⁵⁷ In the short term, acute lead exposure can lead to abdominal pain, constipation, tiredness, headaches, memory loss, and irritability. More chronic exposures can lead to forgetfulness, nausea, and depression as well as high blood pressure, heart disease, kidney disease, and reduced fertility. Lead is defined as probably a human carcinogen by the International Agency for Research on Cancer (IARC).⁵⁵⁸ Lead overexposure and toxicity has been well-documented in the US and globally in workers, their families and communities in association with lead smelting, lead battery manufacture, and battery recycling.⁵⁵⁹

554 Xiuwu Zhang et al., "Impacts of Lead/Zinc Mining and Smelting on the Environment and Human Health in China," *Environmental Monitoring and Assessment* 184, no. 4 (April 2012): 2261–73, doi:10.1007/s10661-011-2115-6.

555 ILA, "Lead Uses - Statistics," International Lead Association, 2012, <http://www.ila-lead.org/lead-facts/lead-uses--statistics>.

556 EPA, "Advancing Sustainable Materials Management: 2014 Fact Sheet Assessing Trends in Material Generation, Recycling, Composting, Combustion with Energy Recovery and Landfilling in the United States" (U.S. Environmental Protection Agency, November 2016), https://www.epa.gov/sites/production/files/2016-11/documents/2014_smmfactsheet_508.pdf.

557 OSHA, "Lead: Health Effects," Government Agency Website, United States Department of Labor, Occupational Safety and Health Administration, (2016), <https://www.osha.gov/SLTC/lead/healtheffects.html>.

558 NIOSH, "Lead: Information for Workers," Government Agency Website, National Institute for Occupational Safety and Health, (April 19, 2017), <https://www.cdc.gov/niosh/topics/lead/health.html>.

559 P Meyer, M Brown, and H Falk, "Global Approach to Reducing Lead Exposure and Poisoning," *Mutation Research/Reviews in Mutation Research* 659, no. 1–2 (July 2008): 166–75, doi:10.1016/j.mrrev.2008.03.003; OSHA, "Lead: Battery Manufacturing eTool," Government Agency Website, United States Department of Labor, Occupational Safety and Health Administration, (2010), https://www.osha.gov/SLTC/etools/battery_manufacturing/.

Figure 15: Materials in Potential Lead Acid Batteries for Grid Storage

Current Collector	Anode Collector: Water
Anode	Common Anode Materials Lead alloyed with antimony <i>Lead doped with graphite or similar carbon-based material</i>
Separator	Common Separators Polypropylene, glass
Electrolyte	Common Electrolytes Sulfuric acid Sulfuric acid and silica (VRLA) Sulfuric acid and pressed glass fibers
Cathode	Common Cathode Materials Lead oxide
Current Collector	Cathode Collector: Water

Source: Center for Climate Change and Health (2017)

Without proper protections, communities living around lead smelting facilities are at risk of these dangerous exposures. Apart from these air emissions, lead processing can also produce liquid slag wastes containing zinc, silica, iron, arsenic, sulfate, copper, other heavy metals, and waste acids and bases used in processing.⁵⁶⁰ Pollution from lead smelting sites is a global concern, and since lead acid batteries consume the majority of lead produced globally, this pollution is a concern the industry needs to address through informed and sustainable supply chain management.

Antimony is one of many metals that can cause metal fume fever, which results in respiratory tract irritation, decreased lung capacity, and gastrointestinal effects. The risks of chronic exposure to antimony are poorly understood. Preliminary research suggests reproductive damage and potential carcinogenicity, although antimony has not been classified by IARC as a carcinogen and further research is necessary.⁵⁶¹

⁵⁶⁰ EPA, "Profile of the Nonferrous Metals Industry" (U.S. Environmental Protection Agency, September 1995), <https://nepis.epa.gov/Exe/ZyNET.exe/50000FOZ.TXT?ZyActionD=ZyDocument&Client=EPA&Index=1995+Thru+1999&Docs=&Query=&Time=&EndTime=&SearchMethod=1&TocRestrict=n&Toc=&TocEntry=&QField=&QFieldYear=&QFieldMonth=&QFieldDay=&IntQFieldOp=0&ExtQFieldOp=0&XmlQuery=&File=D%3A%5Czyfiles%5Cindex%20Data%5C95thru99%5Ctxt%5C0000003%5C50000FOZ.txt&User=ANONYMOUS&Password=anonymous&SortMethod=h%7C-&MaximumDocuments=1&FuzzyDegree=0&ImageQuality=r75g8/r75g8/x150y150g16/i425&Display=hpfr&DefSeekPage=x&SearchBack=ZyActionL&Back=ZyActionS&BackDesc=Results%20page&MaximumPages=1&ZyEntry=1&SeekPage=x&ZyPURL>.

⁵⁶¹ Shyam Sundar and Jaya Chakravarty, "Antimony Toxicity," *International Journal of Environmental Research and Public Health* 7, no. 12 (December 20, 2010): 4267-77, doi:10.3390/ijerph7124267.

Advanced lead acid batteries also involve a carbon doping agent, which usually includes graphite. Mining and processing stages of this material are known for emitting large amounts of PM, impacting local air quality and increasing risk of asthma and lung disease in local populations. Graphite production can also pollute local water systems due to inadequate controls of waste products.⁵⁶² Acute graphite exposure is associated with respiratory infections and irritation, while chronic exposure to high levels can lead to lung tumors and respiratory disease.⁵⁶³ Graphite processing also uses heavy metals and solvents that may contaminate waste streams. Elevated levels of exposure are more common for workers in mining and processing facilities, though surrounding populations can also be exposed to dangerous heavy metals or solvents in waste streams. Additionally, exposure to carbon fibers in producing other carbon-based electrode materials is a potential hazard, as preliminary toxicology research has found increases in lung cancer in mice following exposure to these fibers.⁵⁶⁴

8.2.2.2 Manufacture

Emissions from lead processing for battery manufacture include SO₂, PM, cadmium and lead. The health impacts of lead exposure are discussed above in Section 8.2.2.1. Occupational exposure to cadmium can lead to pulmonary edema, breathing difficulty, chest tightness, headache, chills, muscle aches, nausea, vomiting, diarrhea, anosmia, emphysema, proteinuria, and anemia. Cadmium is also classified as a carcinogen, and occupational exposures have been associated with lung and prostate cancers.⁵⁶⁵ These exposures can also spread to surrounding communities, as there is the potential for cadmium and lead to leach into soil and water, and to be taken up by crops surrounding a manufacturing facility.⁵⁶⁶

Health hazard evaluations of US based manufacturing sites have found that all employees except those working in enclosed, controlled rooms and water treatment were overexposed to lead. High levels of exposure were found in breaker, foundry, and maintenance workers.⁵⁶⁷ In 2014, 109 adults in California were found to have blood lead levels higher than 25µg/dL from occupational exposures, and 38.9% of workers with blood lead levels above 25µg/dL in the

562 Whoriskey, "In Your Phone, In Their Air."

563 NIOSH, "Occupational Health Guideline for Natural Graphite."

564 Grosse et al., "Carcinogenicity of Fluoro-Edenite, Silicon Carbide Fibres and Whiskers, and Carbon Nanotubes."

565 NIOSH, "Cadmium Dust (as Cd)," Government Agency Website, National Institute for Occupational Safety and Health, (April 11, 2016), <https://www.cdc.gov/niosh/npg/npgd0087.html>.

566 Zhang et al., "Impacts of Lead/Zinc Mining and Smelting on the Environment and Human Health in China"; OSHA, "Cadmium" (U.S. Department of Labor, Occupational Safety and Health Administration, 2004), <https://www.osha.gov/Publications/osha3136.pdf>.

567 Bradley S. King et al., "Evaluation of Employees' Exposure to Lead, Noise, and Heat at an Automotive Lead-Acid Battery Recycling Center," Health Hazard Evaluation Report (U.S. Department of Health and Human Services Centers for Disease Control and Prevention National Institute for Occupational Safety and Health, October 2014), <https://www.cdc.gov/niosh/hhe/reports/pdfs/2012-0071-3224.pdf>.

United States were employed in battery manufacturing.⁵⁶⁸ Lead oxide can also potentially leak from conveying and receiving machinery, further exposing workers.⁵⁶⁹

Sulfuric acid is highly corrosive and can cause burns and irritation to exposed skin and eyes. If inhaled, sulfuric acid can burn the respiratory tract and cause pulmonary edema, bronchitis, and emphysema.⁵⁷⁰

8.2.2.3 Transportation

Lead acid batteries need to be transported from their manufacturing site for installation in grid-level applications. A summary of transportation related emissions and hazards can be found in Section 1.5.3 LCA.3. Apart from these general hazards, there is also the potential for transport workers to be exposed to corrosive acid if the battery system is damaged or leaks during transport, so workers should be trained on how to handle these potential concerns.

8.2.2.4 Installation

As previously noted, land-use for grid-scale storage facilities of Li-ion batteries will be less than for utility-scale generation facilities. However, there will still be installation impacts related to increased traffic and land clearing activities will largely be determined by the siting of these facilities. Section LCA.4 provides a summary of these hazards.

8.2.2.5 Maintenance and Use

Leakage of sulfuric acid from a battery packs may occur due to physical damage to the battery. This leakage can lead to eye, respiratory, and skin irritation and burns in on-site maintenance and facility workers. Under certain extreme conditions, lead acid batteries can explode, leading to fire hazards for site workers and surrounding communities considering the expected large size of these facilities.⁵⁷¹ On August 1st, 2012, a fire broke out at the wind farm at Kahuku, Oahu, Hawaii, on a 15 MW Pb-acid battery from Xtreme Power, a Texas based energy storage start-up.⁵⁷²

8.2.2.6 Decommissioning and Disposal

By some estimates, a lead acid battery will have 500-1000 cycles in battery life, though this can reduce based on how completely the battery is discharged.⁵⁷³ In the US, 99% of lead-acid

568 NIOSH, "Adult Blood Lead Epidemiology & Surveillance (ABLES): ABLES Data," Government Agency Website, National Institute for Occupational Safety and Health, (January 30, 2017), <https://www.cdc.gov/niosh/topics/ables/data.html>.

569 OSHA, "Lead: Battery Manufacturing eTool."

570 NIOSH, "Sulfuric Acid," Government Agency Website, National Institute for Occupational Safety and Health, (April 11, 2016), <https://www.cdc.gov/niosh/npg/npgd0577.html>.

571 University of Wisconsin, Environment, Health and Safety, "Lead-Acid Battery Safety," University, (n.d.), <https://www.wisconsin.edu/ehs/osh/battery-safety/>.

572 Eric Wesoff, "Battery Room Fire at Kahuku Wind-Energy Storage Farm," Green Tech Media, August 3, 2012, <https://www.greentechmedia.com/articles/read/Battery-Room-Fire-at-Kahuku-Wind-Energy-Storage-Farm>.

573 Sullivan and Gaines, "A Review of Battery Life-Cycle Analysis: State of Knowledge and Critical Needs."

batteries were recycled in 2014.⁵⁷⁴ Lead acid battery smelting for reuse can lead to occupational exposures and to toxic air emissions from smelting facilities. There are existing regulations covering the management of spent lead acid batteries. Because lead acid batteries contain lead and sulfuric acid, disposal is regulated through hazardous waste management. Recycling lead acid batteries is also regulated under hazardous waste management, and recycling facilities are required to have a hazardous waste treatment permit.⁵⁷⁵

At the Exide lead acid battery smelter in Vernon, CA, melting down used car batteries to refurbish into new battery sets resulted in significant toxic lead and arsenic exposures in the surrounding community. Though the site was issued many citations for lead and arsenic emissions, acid leaks, and hazardous waste management in unprotected ponds, it took many years and a federal investigation to finally shut the plant down in 2015 and clean up in surrounding homes continues. The lack of emissions control in this facility contaminated soil in the communities of Boyle Heights, East Los Angeles, Commerce, Bell, Huntington Park and Maywood, potentially exposing thousands of people ⁵⁷⁶

Because arsenic is a known carcinogen and lead is a potent neurotoxin and affects neurodevelopment in children, emissions from this plant may have a vast impact on health in affected communities for many years. This site is an example of how recycling practices may create significant health risks for workers and communities surrounding recycling facilities, and there is need for additional research into how these batteries can be more safely recycled, protecting occupational and public health. For instance, Aqua Metals, an Oakland, CA based company, claims to be developing an electrochemical lead recycling method which is less energy intensive, eliminates toxic waste, reduces permitting and is less expensive to build than conventional smelting.⁵⁷⁷

8.2.3 Vanadium Redox Batteries

Though Li-ion batteries are considered the most likely to scale for widespread grid storage in the near future, due to their commercial viability, many researchers have claimed that redox flow batteries are better suited for grid storage purposes. Researchers champion these technologies for their high number of life cycles and limited safety concerns, though there is a dearth of information on life cycle hazards for these technologies.⁵⁷⁸ Currently redox flow batteries are hindered by expense, and most chemistries have lower energy densities in

574 EPA, "Advancing Sustainable Materials Management: 2014 Fact Sheet Assessing Trends in Material Generation, Recycling, Composting, Combustion with Energy Recovery and Landfilling in the United States."

575 Department of Toxic Substances Control, "Management of Spent Lead Acid Batteries" (California Department of Toxic Substances Control, December 2006), https://www.dtsc.ca.gov/HazardousWaste/upload/FS_DutyOfficer_LeadAcidBatteries1.pdf.

576 Tony Barboza, "How a Battery Recycler Contaminated L.A.-Area Homes for Decades," LA Times, December 21, 2015, sec. Local, <http://www.latimes.com/local/lanow/la-me-exide-cleanup-story-so-far-20151121-story.html>.

577 "Aqua Metals," Business, Aqua Metals, (2017), <http://www.aquametals.com/>.

578 Mitavachan Hiremath, Karen Derendorf, and Thomas Vogt, "Comparative Life Cycle Assessment of Battery Storage Systems for Stationary Applications," *Environmental Science & Technology* 49, no. 8 (April 21, 2015): 4825-33, doi:10.1021/es504572q.

comparison to Li-ion varieties, though this is more important for application in portable technologies and less so for grid storage.⁵⁷⁹

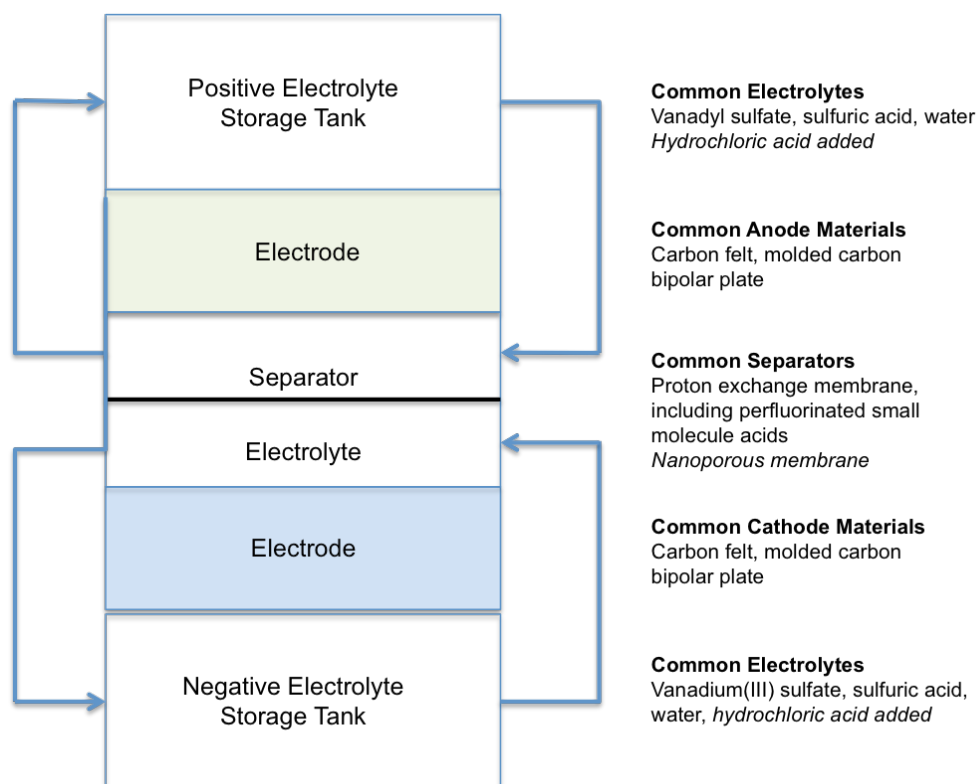
Functioning as a cross between a traditional battery and a fuel cell, flow batteries operate by pumping charged, liquid electrolyte through positive and negative electrodes separated by a membrane. The ion exchange that occurs between the positive and negative electrodes produces electricity.⁵⁸⁰ Vanadium flow redox batteries (VRB) are currently the most commercially viable, although other chemistries are being researched.⁵⁸¹ VRB technologies use vanadium compounds for both positive and negative electrolytes, and carbon-based materials for electrodes. A diagram of common VRB materials is shown in Figure 16.

579 Ibid.

580 Piergiorgio Alotto, Massimo Guarnieri, and Federico Moro, "Redox Flow Batteries for the Storage of Renewable Energy: A Review," *Renewable and Sustainable Energy Reviews* 29 (January 2014): 325-35, doi:10.1016/j.rser.2013.08.001.

581 Ibid.

Figure 16: Diagram of VRB Battery and Common Materials



Source: Center for Climate Change and Health (2017)

8.2.3.1 Materials Extraction

Because VRB batteries use large electrolyte stores, these technologies require a large amount of vanadium for wider deployment. This element is extracted through mining and recovery from petroleum. General mining hazards are described in Section LCA.1. 60% of the world’s vanadium supply comes from vanadiferous magnetite deposits, a byproduct of iron. Vanadium is also present in coal and oil tailings, and vanadium is commonly recovered from petroleum boilers, though there is no production in the United States.⁵⁸² Exposure to vanadium through inhalation, ingestion, or dermal contact can lead to respiratory and skin irritation and asthma, and chronic exposures may lead to kidney damage. While mining and refining activities are the most well-known routes of occupational and public exposure, there is limited data on actual exposures throughout these industries.⁵⁸³

Carbon felt and graphite are often used as electrodes in VRB.⁵⁸⁴ Exposure to carbon fibers in producing carbon felt electrode is a potential hazard; preliminary toxicology research has

582 USGS, “Vanadium,” Government Agency Website, US Geological Survey Minerals Information, (2017), <https://minerals.usgs.gov/minerals/pubs/commodity/vanadium/mcs-2017-vanad.pdf>.

583 Carl Johan Rydh, “Environmental Assessment of Vanadium Redox and Lead-Acid Batteries for Stationary Energy Storage,” *Journal of Power Sources* 80, no. 1 (1999): 21–29.

584 Parasuraman et al., “Review of Material Research and Development for Vanadium Redox Flow Battery Applications.”

found increases in lung cancer in mice following exposure to these fibers.⁵⁸⁵ Graphite production can also pollute local water systems due to inadequate controls of waste products.⁵⁸⁶ Graphite exposure is associated acutely with respiratory infections and irritation, while chronic exposure to high levels can lead to lung tumors and respiratory disease.⁵⁸⁷ Graphite processing also uses heavy metals and solvents that may contaminate waste streams. Elevated levels of exposure are more common for workers in mining and processing facilities, though surrounding populations can also be exposed to dangerous heavy metals or solvents in waste streams.

8.2.3.2 Manufacture

The perfluorinated small molecule acids used for separator membranes pose potentially severe toxicity concerns. These compounds are known to be acutely toxic and capable of bioaccumulation. A commonly used variety is perfluorooctanoic acid, which has been associated with testicular and kidney cancer, as well as high cholesterol, ulcerative colitis, thyroid diseases, and preeclampsia in pregnant women.⁵⁸⁸

The degree to which these compounds break down to form more toxic small molecule perfluorinated acids and the extent to which toxic perfluorinated intermediates are used/disposed of in the manufacture of these polymers should be further researched.

Additional chemical exposures during manufacturing of VRB include phenol formaldehyde resin, which, in one case report of a spill, led to necrotic skin lesions, fever, hypertension, and adult respiratory distress syndrome.⁵⁸⁹ Depending on exposures, phenol exposures can lead to skin and gastrointestinal damage and, potentially, cardiovascular disease.⁵⁹⁰ Formaldehyde is a known human carcinogen.⁵⁹¹ Acute exposure to formaldehyde can lead to headache and trouble breathing, while higher doses may cause severe mucous membrane irritation, burning, bronchitis, pulmonary edema, or pneumonia.⁵⁹²

During electrolyte synthesis or a cell breach during assembly, exposure to high levels of vanadium could have toxic effects on workers, which are described in Section 8.2.3.1.⁵⁹³ The electrolyte is synthesized by reaction of vanadium with water and corrosive solutions of

585 Grosse et al., "Carcinogenicity of Fluoro-Edenite, Silicon Carbide Fibres and Whiskers, and Carbon Nanotubes."

586 Whoriskey, "In Your Phone, In Their Air."

587 NIOSH, "Occupational Health Guideline for Natural Graphite."

588 OECD, "OECD/UNEP Global PFC Group Synthesis Paper on per- and Polyfluorinated Chemicals (PFCs)" (United National Environmental Program, Environment, Health and Safety, Environment Directorate, OECD., 2013), https://www.oecd.org/env/ehs/risk-management/PFC_FINAL-Web.pdf.

589 N Cohen et al., "Acute Resin Phenol-Formaldehyde Intoxication: A Life-Threatening Occupational Hazard," *Human Toxicology* 8, no. 3 (May 1989): 247-50.

590 ATSDR, "Toxic Substances Portal: Phenol," Government Agency Website, Agency for Toxic Substances and Disease Registry, (September 2008), <https://www.atsdr.cdc.gov/phs/phs.asp?id=146&tid=27>.

591 ATSDR, "Toxic Substances Portal: Formaldehyde," Government Agency Website, Agency for Toxic Substances and Disease Registry, (October 21, 2014), <https://www.atsdr.cdc.gov/mmg/mmg.asp?id=216&tid=39>.

592 Ibid.

593 DOE, "Energy Storage Safety Strategic Plan."

sulfuric acid and hydrochloric acid, which have the potential to cause severe burns if not used and stored properly. If inhaled, sulfuric acid can burn the respiratory tract and cause pulmonary edema, bronchitis, and emphysema.⁵⁹⁴

Nanoparticles of platinum can also be used in VRB applications. Though nanoparticles are still being researched for VRB applications, there are many health unknowns related to occupational exposure to these materials. This is due to lack of measurement tools, exposure measurements, and relevant toxicological and epidemiological studies.⁵⁹⁵ As these chemicals continue to grow in use throughout emerging energy systems, more research is needed into the potential for occupational and public health hazards.

8.2.3.3 Transportation

VRB units are larger than traditional batteries due to the need for large electrolyte storage tanks. This will increase hazards for transport workers who will lift and load these heavy systems. A summary of transportation related emissions and hazards can be found in Section 1.5.3 LCA.3.

8.2.3.4 Installation

An individual VRB unit for utility-scale grid storage applications will be larger in size than other battery units (i.e. one Li-ion unit), but grid-level storage facilities will still use less land in comparison to electricity generating facilities. Section 1.5.4 LCA.4 provides a summary of these hazards. VRB technologies could also be used in distributed applications in buildings, which would negate any land-use and most installation hazards.

8.2.3.5 Maintenance and Use

With large-scale VRB installations, there is the potential for liquid electrolyte to leak from breaches in the battery, including sites like the pump, tank, piping, and the battery stack. The positive electrolyte is highly oxidative, and the negative electrolyte is highly reductive, and both are very acidic due to the sulfuric acid solutions used. If leached, this electrolyte could contaminate nearby water and react with other materials. It could also cause severe burns if workers are exposed. This could be avoided by daily checks to ensure the plumbing system is maintained and the use of a secondary encasement to hold any leached material in case of system breach.⁵⁹⁶

8.1.2.5 Decommissioning and Disposal

Because of the limited roll out of these systems, little is known about potential hazards for workers or the public during decommissioning of sites. These technologies are expected to

594 NIOSH, "Sulfuric Acid."

595 A. Seaton et al., "Nanoparticles, Human Health Hazard and Regulation," *Journal of The Royal Society Interface* 7, no. Suppl_1 (February 6, 2010): S119-29, doi:10.1098/rsif.2009.0252.focus.

596 Chaokang Gu, Chaokang Gu on Vanadium Redox Flow Batteries, English, May 9, 2017.

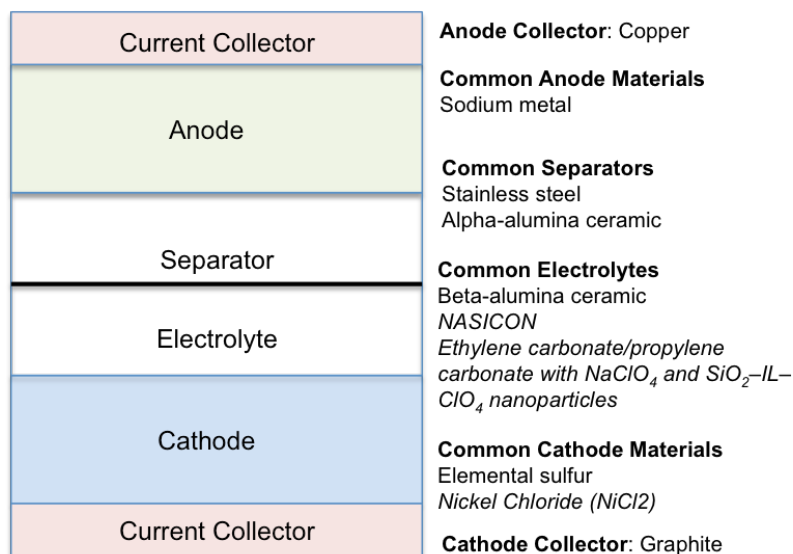
have an operating lifetime of around 20 years.⁵⁹⁷ Research into safe recycling and building for recycling is also needed. In 2004, 44% of vanadium used in the US was from recycled sources. The recycling process includes leaching with acids and bases, salt roasting, or carbon reduction. Safety mechanisms need to protect against the potential for occupational exposures to corrosive substances and potential toxic solvents involved.⁵⁹⁸ Research into the recyclability of perfluorosulfonic membrane components has also begun.⁵⁹⁹

8.2.4 Sodium Sulfur Batteries

The final battery discussed in this report is one that has already been applied in some global grid applications. Sodium sulfur (Na/S) batteries have been used for load leveling in global applications from Japan and Dubai to Texas. They have a high specific energy and can be made from naturally abundant materials, unlike other battery varieties. These batteries operate at very high temperatures (300°C or higher), so some energy input is needed to maintain these high operating temperatures, unlike other battery varieties.

Commercial Na/S batteries are typically composed of a sodium metal anode, an elemental sulfur cathode, and a solid electrolyte composed of beta-alumina ceramic. Charge collectors can be composed of graphite and copper. A diagram of common and emerging Na/S materials is shown in Figure 17.

Figure 17: Diagram of Common Na/S Materials



Source: Center for Climate Change and Health (2017)

597 Maryam Arbabzadeh et al., "Vanadium Redox Flow Batteries to Reach Greenhouse Gas Emissions Targets in an off-Grid Configuration," *Applied Energy* 146 (May 2015): 397-408, doi:10.1016/j.apenergy.2015.02.005.

598 Thomas G. Goonan, "Vanadium Recycling in the United States in 2004," U.S. GEOLOGICAL SURVEY CIRCULAR (U.S. Department of the Interior, U.S. Geological Survey, 2004), https://pubs.usgs.gov/circ/circ1196-S/pdf/FINAL4WEB_CIRC1196-S_Ver1_1.pdf.

599 H.F. Xu et al., "Recycling and Regeneration of Used Perfluorosulfonic Membranes for Polymer Electrolyte Fuel Cells," *Journal of Applied Electrochemistry* 32, no. 12 (2002): 1337-40.

8.2.4.1 Materials Extraction

The active components of Na/S batteries are sulfur and sodium. Sulfur is recovered from petroleum refineries, natural-gas-processing plants, and coking plants. In 2016, the US was the largest producer of sulfur, followed by China, Canada, Russia, and the UAE. However, because sulfur can be refined from fossil fuel reserves, the country of production is not always the country where the original fuel source was retrieved.⁶⁰⁰ Sulfur recovery can assist in mitigating SO_x pollution from these facilities.⁶⁰¹ This processing has many potential hazards, including risk of explosion from sulfur dust particles in natural gas refining.⁶⁰² Sulfur dust is a known irritant, and workers exposed to both sulfur residues and hydrogen sulfide could be at risk of respiratory irritation, chest pain, and gastrointestinal distress following inhalation or ingestion. Chronic exposure can lead to respiratory disease.⁶⁰³ Waste sulfur can also mix with water resources to create sulfuric acid, which can lead to the leaching of arsenic, copper, nickel, zinc, chromium along with aluminum and iron from surrounding land.⁶⁰⁴

Sodium, like sulfur, is abundant in the earth's crust, and is mined as sodium carbonate, also called soda ash or trona. The United States produces most of this resource globally, with four operations in Wyoming and one in California.⁶⁰⁵ An epidemiological study of trona miners demonstrated that miners have significantly lower forced expiratory volume, a characteristic common to obstructive lung diseases like asthma and chronic obstructive pulmonary disease (COPD). Short-term exposure to trona dust was also found to increase incidence of irritation of the eyes, skin, and respiratory tract for miners.⁶⁰⁶ Outside of early studies in 1980s, little has been done to assess potential health impacts from chronic exposure to trona.

Na/S batteries also include beta-alumina, alpha alumina, steel, aluminum, graphite, copper, polypropylene, glass, and sand components. Hazards and potential health impacts from aluminum, graphite, and copper extraction are described above in Section 8.2.1.1. Hazards related to general mining hazards are included in Section 1.5.1 LCA.1.

8.2.4.2 Manufacture

Elemental sodium is used for the negative electrode. Sodium is a highly reactive element, presenting a fire hazard if containment systems are breached. The sulfur and sodium

600 USGS, "Sulfur," Government Agency Website, US Geological Survey Minerals Information, (2017), <https://minerals.usgs.gov/minerals/pubs/commodity/sulfur/mcs-2017-sulfu.pdf>.

601 Joyce A. Ober, "Materials Flow of Sulfur" (Reston, VA: U.S. Department of the Interior, U.S. Geological Survey, 2002), <https://pubs.usgs.gov/of/2002/of02-298/of02-298.pdf>.

602 Yu Yanqiu and Fan Jianchun, "Research on Explosion Characteristics of Sulfur Dust and Risk Control of the Explosion," *Procedia Engineering* 84 (2014): 449–59, doi:10.1016/j.proeng.2014.10.455.

603 Hovensa, "Material Safety Data Sheet: Sulfur," Materials Safety Data Sheet, (2012), <http://westliberty.edu/health-and-safety/files/2012/08/Sulfur.pdf>.

604 US EPA, "Leviathan Mine," Government Agency Website, Superfund Sites, (April 17, 2017), <https://yosemite.epa.gov/r9/sfund/r9sfdocw.nsf/ViewByEPAID/CAD980673685>.

605 USGS, "Soda Ash," Government Agency Website, US Geological Survey Minerals Information, (2017), https://minerals.usgs.gov/minerals/pubs/commodity/soda_ash/mcs-2017-sodaa.pdf.

606 WN Rom et al., "An Epidemiologic Study of the Respiratory Effects of Trona Dust," *Arch Environ Health* 38, no. 2 (1983): 86–92.

electrodes are separated by a solid beta alumina ceramic electrolyte, which facilitates the proton transfer from the molten sodium to the molten sulfur compartments during operation. This ceramic can be produced through solid state reactions, sol-gel process, co-precipitation, or spray-freeze-drying methods. Dopants such as Li₂O, MgO, ZrO₂ may be used, with potential risks of irritation and metal flume fever with acute exposures. Production of beta alumina ceramic materials may involve milling of components, shaping materials under high pressure, and sintering in high heat. These processes present the potential for respiratory related hazards involved with inhaling milled powders and fugitive dust, as well as those stemming from high temperatures. More research is needed on health risks associated with these processes.

8.2.4.3 Transportation

As Na/S batteries need to be transported to their installation site, communities surrounding this site and transport workers may be exposed to potential hazards. For a discussion of general transport hazards, see Section 1.5.3 LCA.3.

8.2.4.4 Installation

Like other potential battery facilities for grid storage, Na/S batteries will have a small land-use footprint but can still lead to increased traffic and land clearing activities in utility-scale projects. Section LCA.4 provides a summary of these hazards.

8.2.4.5 Maintenance and Use

During the operation of Na/S batteries, sodium polysulfide is produced within the cell. This compound is highly corrosive, and can lead to acute skin and eye toxicity if exposure occurs, for example due to a containment breach.⁶⁰⁷

Fire is an inherent risk with any containment failure. In 2011, a fire broke out at a Na/S battery plant in Japan, which was determined to result from leakage of molten material from one cell, causing shorts and failure in other cells within a module. The resulting fire and molten material leakage caused more of the module to ignite, leading to a system failure.⁶⁰⁸ Since then, the manufacturers have implemented new safety mechanisms to further separate cells in the hopes of isolating any breaches from causing larger module failures.

8.2.4.6 Decommissioning and Disposal

It is estimated that a Na/S battery will have a battery lifetime of 10-15 years.⁶⁰⁹ Because of limited global deployment, decommissioning of these batteries will involve treatment of the sodium and polysulfide components. The polysulfide produced can also be reacted with acid to form hydrogen sulfide, a toxic gas that can cause respiratory and gastrointestinal irritation at lower concentrations and can be fatal at high concentration.⁶¹⁰ The economics of recycling are questionable due to the wide availability of sulfur.⁶¹¹

8.3 Chemical Storage

This report considers one hydrogen fuel cell technology for grid storage. These technologies currently have an unclear future in grid storage applications in California, and some experts predict these will have limited development by 2030. Fuel cells operate by running hydrogen or natural gas through a membrane to produce hydrogen along with secondary products like heat and water depending on cell chemistries. The hydrogen then passes through a second membrane, generating electrons. Polymer electrolyte membrane fuel cells (PEMFCs) are the primary hydrogen fuel cell technology currently under exploration for grid deployment. This report covers these technologies, since it is unclear if they will scale in the coming 10 to 15 years. Because of this, and limited industry information on materials and hazards present, only key hazards are presented here and more research is needed to fully understand fuel cell safety impacts.

607 D Corbus, "Environmental, Health, and Safety Issues of Sodium-Sulfur Batteries for Electric and Hybrid Vehicles: Volume II: Battery Recycling and Disposal" (National Renewable Energy Laboratory, September 1992), <http://www.nrel.gov/docs/legosti/old/4680.pdf>.

608 NGK, "Cause of NAS Battery Fire Incident, Safety Enhancement Measures and Resumption of Operations," NGK, June 7, 2012, <http://www.ngk.co.jp/english/news/2012/0607.html>.

609 Sullivan and Gaines, "A Review of Battery Life-Cycle Analysis: State of Knowledge and Critical Needs."

610 ASTDR, "Medical Management Guidelines for Hydrogen Sulfide," Agency for Toxic Substances and Disease Registry, October 21, 2014, <https://www.atsdr.cdc.gov/mmg/mmg.asp?id=385&tid=67>.

611 D. Corbus, "Environmental, Health, and Safety Issues of Sodium-Sulfur Batteries for Electric and Hybrid Vehicles, Volume II: Battery Recycling and Disposal" (National Renewable Energy Laboratory, 1992), <http://www.afdc.energy.gov/pdfs/2966.pdf>.

8.3.1 Materials Extraction

PEMFCs require a small amount of platinum. Though this metal makes up less than 1% of material, it leads to 89.5% of related environmental impacts due to energy and environmental demands of mining and refining.⁶¹² Platinum is mainly sourced from South Africa, where mine-related wastes have led to local water contamination with heavy metals and particulate emissions in surrounding communities.⁶¹³ PEMFCs use nanoparticle platinum species. There are many health unknowns related to occupational and community exposure to these materials, due to poor measurement tools, lack of exposure measurements, and lack of relevant toxicological and epidemiological studies.⁶¹⁴ Further research is warranted prior to wider deployment of this technology. For general information on mining hazards, see Section 1.5.1 LCA.1.

8.3.2 Manufacture

PEMFCs, like VRB technologies, can have perfluorinated small molecule acids as components of their membranes. These compounds are known to be acutely toxic and capable of bioaccumulation. Perfluorooctanoic acid is a well-studied example, which has been associated with testicular and kidney cancer, as well as high cholesterol, ulcerative colitis, thyroid diseases, and preeclampsia in pregnant women.⁶¹⁵ The degree to which similar compounds in PEMFC membranes break down to form more toxic small molecule perfluorinated acids and the extent to which toxic perfluorinated intermediates are used/disposed of in the manufacture of these polymers should be further researched.

Hazards related to platinum and platinum nanoparticle exposures are also possible. Though nanoparticles are still being researched for chemical storage systems like PEMFCs, there are many health unknowns related to occupational exposure to these materials. This is from a lack of measurement tools, exposure measurements, and relevant toxicological and epidemiological studies.⁶¹⁶

8.3.3 Transportation

As fuel cells need to be transported to their end use site, hazards for transport workers should be applied in life cycle health considerations. A discussion of general transportation related emissions and hazards can be found in Section 1.5.3 LCA.3. Because damage to fuel cell

612 Dominic A. Notter et al., "Life Cycle Assessment of PEM FC Applications: Electric Mobility and μ -CHP," *Energy Environ. Sci.* 8, no. 7 (2015): 1969–85, doi:10.1039/C5EE01082A; Wolf Vielstich, Arnold Lamm, and Hubert A. Gasteiger, eds., *Handbook of Fuel Cells: Fundamentals, Technology, and Applications* (Chichester, England; Hoboken, N.J: Wiley, 2003).

613 Garvin M. Mudd and Bonnie J. Glaister, "The Environmental Costs of Platinum-PGM Mining: An Excellent Case Study in Sustainable Mining" (48th Annual Conference of Metallurgists, Canadian Metallurgical Society, Sudbury, Ontario, Canada, 2009), <http://users.monash.edu.au/~gmudd/files/2009-CMS-02-Platinum-PGMs-v-Sust.pdf>.

614 Seaton et al., "Nanoparticles, Human Health Hazard and Regulation."

615 OECD, "OECD/UNEP Global PFC Group Synthesis Paper on per- and Polyfluorinated Chemicals (PFCs)."

616 Seaton et al., "Nanoparticles, Human Health Hazard and Regulation."

encasings can lead to hydrogen gas leaks, presenting a fire hazard, workers need to be trained to respond safely to damaged fuel cells and hydrogen venting.

8.3.4 Installation

Fuel cell technologies, even in utility-scale application containing many units, will have fewer impacts related to increased traffic and land clearing activities because of their small size in comparison to other energy systems. These impacts will also largely be determined by the siting of these facilities. Section 1.5.3 LCA.3 provides a summary of these hazards, though it is important to note that the size of storage facilities will likely decrease these impacts.

8.3.5 Maintenance and Use

Hydrogen gas produced in fuel cells is a flammable gas and can cause fires if it is not contained. Hydrogen leaks can be hard to detect because hydrogen is a colorless, odorless, and tasteless gas. Hydrogen fires are similarly difficult to detect and may begin invisibly in daylight. Workers must be trained on how to recognize signs and protect themselves against flames. Risk of fire can affect surrounding communities too. Exposure to liquid hydrogen leaks from cells may result in freeze burns, avoidable by encasing the fuel cell within protective materials while in operation.⁶¹⁷ More research is needed to determine the potential for perfluorinated small molecule acid membrane to emit potentially toxic gases, exposing workers and first responders to inhalation hazards if fuel cells overheat or are damaged.

8.3.6 Decommissioning and Disposal

Because fuel cells have not been used for grid-level storage, the only work done on recycling needs relates to those in vehicle applications. These fuel cells have an estimated life span of 10 years, though it is not clear how larger, grid-scale versions of these technologies will differ in life span. Fuel cell recycling is an active area of research, considering the high-value of certain components like platinum. Though certain components have known recycling mechanisms (e.g. platinum is recycled at 95% efficiency), a system has not been created for safe separation and recycling of all fuel cell materials.⁶¹⁸ Research into the recyclability of the perfluorosulfonic membranes used is also being done.⁶¹⁹ Health impacts and worker safety should be a component of researched methods.

8.4 Equity Considerations

As emerging storage technologies continue to develop, there is a need to ensure that all communities have access to these technologies and their expected benefits. Especially for new technologies being developed for home energy storage, access to these technologies should not be limited to higher-income households. Similar to policy efforts to promote solar installation

617 OSHA, "Green Job Hazards: Hydrogen Fuel Cells," Government Agency Website, United States Department of Labor, Occupational Safety and Health Administration, (2010), <https://www.osha.gov/dep/greenjobs/hydrogen.html>.

618 Rikka Wittstock, Alexandra Pehlken, and Michael Wark, "Challenges in Automotive Fuel Cells Recycling," *Recycling* 1, no. 3 (December 1, 2016): 343-64, doi:10.3390/recycling1030343.

619 Xu et al., "Recycling and Regeneration of Used Perfluorosulfonic Membranes for Polymer Electrolyte Fuel Cells."

and electric vehicle deployment, more work needs to be done to assure equitable access to emerging storage technologies as they continue to develop.⁶²⁰

Grid energy storage employs a variety of different workers across technology life cycles as newer technologies continue to progress towards deployment. Currently, there is no assessment of employment in energy storage. This should be added to studies of renewable energy, noting the types of jobs created, their quality, and related health and safety trainings.

For large storage facilities, development must account for where new facilities are sited and how facility installation may impact local communities. These facilities may offer opportunities for community economic development and living wage jobs, if development is appropriately implemented. Where applicable, land clearing for facility installation and decommissioning will result in transport-related emissions and potential fugitive dust for surrounding communities. Resulting impacts will depend on existing air quality concerns in sited areas and the facility type (i.e. digging for underground compressed air storage vs. slight land clearing for battery pack facility). These emission impacts could be intensified in lower income or minority communities.

Across the life cycle of emerging electrochemical and chemical storage technologies, there are also impacts for communities and workers outside of California. Especially during the material extraction, processing, manufacturing, and disposal stages for certain battery types, products used in California could negatively impact public health in vulnerable communities abroad. This can include toxic exposures, occupational hazards, and pollution from mining, manufacturing, and disposal processes. Future research needs to identify policy responses to address global health impacts of mining for, manufacturing, and disposing of emerging storage technologies in California. Many workers globally are not afforded the same wage or health and safety protections as US workers, with adverse impacts on US workers (i.e. loss of higher-paying manufacturing job opportunities) and workers globally.

8.5 Research Needs

1. Update identification and hazard assessment of chemicals used throughout the life cycle of electrochemical storage technologies, including their environmental and occupational health and safety impacts
 - a. Determine potential community health impacts of material extraction, manufacturing, and disposal
 - b. Determine occupational risks based on likelihood of exposure, dose, and toxicology of substance
 - c. Identify existing and emerging technologies that have relatively lower environmental risks

620 Dana Rubin and Evelyne St-Louis, "Evaluating the Economic and Social Implications of Participation in Clean Vehicle Rebate Programs," *Transportation Research Record: Journal of the Transportation Research Board* 2598 (2016), doi:10.3141/2598-08.

- d. Further develop green chemistry and safety-by-design mechanisms
2. Identify, develop, and evaluate healthy, safe, and sustainable recycling methods for electrochemical storage technologies and promote research into varieties designed for recycling

CHAPTER 9:

Distribution

Adding renewable resources to the electric grid poses challenges related to intermittent generation and reliability. In cases where added generation sources are located in remote and difficult to access areas, there is also the challenge of planning and constructing new transmission lines. Microgrid applications are being championed as a means of addressing reliability concerns for certain communities while diminishing the need for larger transmission projects throughout the state. Microgrid development will allow smaller communities to produce and distribute their own electricity, in some cases even totally off the grid. Similarly, smart meters provide information and data to assist utilities and planners in better siting facilities and transmission, allowing for a smoother transition to renewable generation across the state. As smart meters and microgrid applications are currently considered essential to the creation of smarter distributed systems throughout California, this report identifies concerns related to these technological developments.

In considering the future of electricity distribution, there is the potential for technological developments to introduce new hazards “behind the meter” or at the household level outside of known safety regulations. With home battery storage, there is the potential for individuals storing electricity to share with others in a community that may not use utility company distribution lines. This could present hazards related to faulty wiring and other potential safety hazards. While these considerations are outside the scope of this report, technology development and related regulation should address these potential unintended health impacts through safe designs and grid implementation.

9.1 Smart Meters

Utility companies use smart meters to measure how much electricity, natural gas, or water a particular home or building uses. These systems are replacing traditional analog meters, and can transmit information to utility companies in real-time.⁶²¹ To do so, smart meters produce radiofrequency radiation (RFR) emissions, a form of non-ionizing radiation. This RFR is not unique to smart meters – most household electronic devices emit RFR – and smart meters, depending on the type, can emit similar RFR frequencies to garage door openers, wireless speakers, and some lower-emitting cell phones (300-928 MHz).⁶²² RFR can be emitted at different intensities and can be intermittent, as smart meter units often operate in short bursts.

Research looking into RFR emissions from smart meters has found that meters radiate outward, with most radiation coming from the meter’s face, directed away from home and buildings.⁶²³

621 Rollin Richmond et al., “Health Impacts of Radio Frequency Exposure from Smart Meters” (California Council on Science and Technology, April 2011), <https://ccst.us/publications/2011/2011smart-final.pdf>.

622 Chuck Goldman, Roger Levy, and Janie Page, “Smart Meters: Health and Safety Issues,” March 12, 2011.

623 Ibid.

Readings at the meter, therefore, may not reflect accurate exposures for building occupants. Research has looked into the level of RFR emitted from smart meters in California, though there is some concern that these estimates overlook the potential for increased RFR exposure in particular cases. An 2011 report measured RFR emissions from 47,000 meters in southern California, 99.5% of which emitted RFR for a maximum of 3 minutes and 10 seconds a day.⁶²⁴ In certain readings, the radiation levels found were less than .8% of the federal maximum permissible exposure limit.⁶²⁵ However, to send information to utility companies, as subset of smart meters act as relay meters. Relay meters, which can be located on individual homes, act as collectors for information sent from other meters in a designated area. Because this meter collects a large quantity of information as it is sent from other meters, it will be in operation mode for longer than other meters. There is limited information on how these relay meters are placed within a community and whether individual homes or buildings are potentially exposed to increased hours and levels of RFR because of them.

RFR is known to cause thermal and non-thermal impacts on human populations. Thermal impacts result in the warming sensation caused when a person comes into contact with a device in use and emitting radiofrequencies (i.e. a cell phone emits heat on one's face when it is in use against one's cheek). These impacts are regulated under FCC exposure standards, to which all smart meters must adhere.⁶²⁶ Through these policies and due to the placement of smart meters outside of homes, these thermal impacts are considered non-threatening and easily controlled.⁶²⁷

Non-thermal impacts of RFR are not well characterized, and even less is known about RFR resulting from smart meters specifically. Studies of these impacts have almost exclusively focused on cell phone RFR, and none have looked at impacts from smart meters. However, despite limited evidence, the International Agency for Research on Cancer (IARC) classified RFR as possibly carcinogenic to humans (Group 2B). Though some studies of cell phone RFR have found positive associations between cell phone radiofrequency exposure and gliomas and acoustic neuromas, the IARC decision was made based on limited evidence from all toxicology and epidemiological studies of RFR exposure.⁶²⁸

In 2016, the National Toxicology Program (NTP) released partial findings from the Carcinogenesis Studies of Cell Phone Radiofrequency Radiation in Sprague Dawley Rats project. Because of the increased incidence of cardiac schwannoma tumors and brain glioma tumors in exposed male rats in comparison to a non-exposed group, the NTP released their findings early

624 EPRI, "Radio-Frequency Exposure Levels from Smart Meters: A Case Study of One Mode" (Electric Power Research Institute, February 2011), file:///Users/loxfordbuck/Downloads/000000000001022270.pdf.

625 Goldman, Levy, and Page, "Smart Meters: Health and Safety Issues."

626 Ibid.

627 Richmond et al., "Health Impacts of Radio Frequency Exposure from Smart Meters."

628 IARC, "Non-Ionizing Radiation Part II: Radiofrequency Electromagnetic Fields," IARC Monographs (Lyon, France, 2013), <https://monographs.iarc.fr/ENG/Monographs/vol102/mono102.pdf>.

to the public.⁶²⁹ There is concern that these findings provide new information about the potential carcinogenicity of RFR, and further research is needed to clarify the relationship between RFR exposure and tumor development.

Additional research has looked at associations of RFR exposure with DNA breaks, enhanced glucose production in brain, and sleep disturbances. A review of these studies found limited applicability to smart meter exposures. While DNA breaks were found following exposure to 2450 MHz and 60 Hz RFR extra mag frequencies, these frequencies are outside the range of typical smart meters. Studies assessing glucose production in brain used RFR levels far higher and at very small distances that are not seen with typical smart meter placement and use. Finally, sleep disturbance research is inconclusive in terms of its applicability to smart meter exposures.⁶³⁰

As previously noted, the levels of RFR exposure are different between cell phones and smart meters, so it is difficult to extrapolate conclusions from cell phone studies to smart meters. Compounding this further, data on actual RFR exposure associated with smart meters under a variety of operating conditions, including relay meters - for example in multiunit housing - is currently insufficient. While exposure assessments have been made from different smart meter applications, there have not been studies specifically assessing health impacts from these exposures.⁶³¹ No epidemiological studies have looked at smart meter emissions specifically. More research is needed to assess the potential for increased RFR exposure in households using smart meters and the potential for this radiation to lead to health impacts like increased tumor development and sleep disturbance.

9.2 Microgrids

In 2016, the Energy Commission sought to better define microgrid applications to better implement and integrate these systems throughout the state. As these grids interconnect loads and energy production on a smaller scale that can operate alone or connect to the larger grid when needed, they promote grid resiliency while also easing the transition to renewable sources of electricity for particular communities.⁶³² Grid resiliency is protected as these smaller microgrid units can maintain their own electricity production and use, allowing for the potential to “island” off the grid, especially when the grid may be down. The self-balancing ability positions microgrid development as an important tool in the state’s future energy system.

629 Michael Wyde et al., “Report of Partial Findings from the National Toxicology Program Carcinogenesis Studies of Cell Phone Radiofrequency Radiation in Hsd: Sprague Dawley® SD Rats (Whole Body Exposure),” May 26, 2016, <http://biorxiv.org/lookup/doi/10.1101/055699>.

630 Goldman, Levy, and Page, “Smart Meters: Health and Safety Issues.”

631 Jerrold T. Bushberg et al., “IEEE Committee on Man and Radiation—COMAR Technical Information Statement Radiofrequency Safety and Utility Smart Meters:,” *Health Physics* 108, no. 3 (March 2015): 388–91, doi:10.1097/HP.0000000000000217.

632 Jim Bartridge et al., “Draft 2016 Environmental Performance Report of California’s Electrical Generation System,” Staff Report (California Energy Commission, July 2016), <https://efiling.energy.ca.gov/getdocument.aspx?tn=212338>.

Overall, when used to promote renewable generation sources, microgrids are seen as environmentally beneficial, as they assist in limiting the production of GHG and criteria pollutants from fossil fuel generation sources.⁶³³ Apart from the reduction of these air emissions, microgrids can also improve health through increased grid resiliency in communities. In studies of power reliability, the social cost of unreliable power has been estimated to be \$80-120 billion per year in the United States.⁶³⁴ Because communities rely so much on power for every day needs – from food preparation and storage to medical equipment operation – an unreliable grid increases the vulnerability of affected populations. Promoting reliable electricity will protect certain vulnerable populations, especially those who rely on electricity for medical equipment in their homes. As they continue to be researched and implemented throughout the state, microgrids are expected to increase overall grid reliability, and promote health through better, more reliable electricity access.

There is limited information on the potential for negative environmental and health impacts from microgrids. These could result from building out transmission lines to support the microgrid infrastructure, as the related traffic and construction emissions could impact the health of individuals living near these systems. This will need to be considered in planning of microgrid systems.

633 Su Youli, “Economic and Environmental Impact Assessment of Micro Grid” (International MultiConference of Engineers and Computer Scientists, IMECS 2015, Hong Kong: IAENG, 2015).

634 NY SERDA, “Microgrids: An Assessment of the Value, Opportunities, and Barriers to Deployment in New York State” (New York State Energy Research and Development Authority, September 2010), <http://web.mit.edu/cron/project/EESP-Cambridge/microgrid/NYS-Microgrids-Roadmap.pdf>.

9.3 Equity Considerations

To maximize the health benefits of emerging energy systems and innovations in electricity distribution, all communities in California should have access to these healthier technologies as they come online. In this way, if microgrids are expected to increase grid resiliency and reduce air emissions through increasing the feasibility of renewable generation, these systems should be prioritized in areas impacted by poor air quality. Lower income and minority communities should also be prioritized considering the potential for air quality health impacts to be exacerbated in these areas.

9.4 Research Needs

Regarding new distribution technologies, the main research need is ensuring that smart meter RFR emissions are well understood throughout their different uses in California.

1. Monitor exposures to extra-low-frequency electromagnetic radiation under a range of real-world conditions (e.g. multi-unit housing, relay units)
 - a. Continue research into the potential from health impacts from RFR, specifically from smart meter applications and related frequencies

CHAPTER 10:

Conclusion and Research Roadmap

To date, there is a paucity of data and information on the health impacts of EES across technology life cycles. However, based on current – although incomplete – information, the life cycle health impacts of EES have been determined to be significantly smaller than those of fossil fuel electricity production. This is based on the magnitude and severity of potential hazards, as well as the size and vulnerability of populations exposed.

For those technologies that have had previous life-cycle hazard assessments, updated analyses are necessary as these technologies evolve. Currently, there are no mechanisms to ensure these assessments remain up-to-date, which is a problem considering how quickly some technologies are developing and changing. There are also few standardized methodologies that allow for comparison of health impacts across technology mixes and potential deployment scenarios, making it difficult to plan for future developments with a robust understanding of potential hazards or relative risk.

Across the life cycle of technologies in this report, there is the potential for health impacts on workers and the public through a range of different hazards (i.e. chemical, physical, electrical, etc.). However, there is a dearth of information available on the specific chemicals and processes used in many of these technologies and on the nature of protection for workers and fence line communities, making a full characterization of these hazards difficult.

Moreover, climate change is the greatest health challenge of this century; strategies to reduce greenhouse gas emissions and slow climate change are thus of significant health benefit. The health benefits of climate change mitigation and GHG emission reduction through shifting from fossil fuels to these emerging energy systems must thus be emphasized in any overall assessment of strategies to attain a healthy energy system.

With this knowledge, the research agenda shown in Table 15 has been identified.

Table 15: Priority Research Needs

High Priority Research Topics
<ul style="list-style-type: none">• Comparative health and health equity risk assessment across the life cycle of energy technology mixes projected for California in 2050• Update identification and hazard assessment of materials used across technology life cycles, including environmental health, occupational safety, and community health impacts• Conduct routine life cycle hazard assessments of energy technologies• Identify, develop, and evaluate healthy, safe, and sustainable recycling methods for PV cells, wind turbine components, and electrochemical and chemical storage technologies• Expand research on safety-by-design in manufacturing processes• Develop strategies to reduce the risk of <i>Coccidioides</i> exposure associated with construction, maintenance, and operation of utility-scale energy facilities• Develop methods to test for presence of <i>Coccidioides</i> to facilitate risk-informed site selection• Conduct occupational and community exposure assessment across energy systems

Solar Photovoltaics	<ul style="list-style-type: none"> • Update identification and hazard assessment of chemicals used across the life cycle of PV cells and modules, including their environmental and occupational health and safety impacts <ul style="list-style-type: none"> ○ Determine potential community health impacts of material extraction, manufacturing, and disposal ○ Determine occupational risks based on likelihood of exposure, dose, and toxicology of substance ○ Identify existing and emerging technologies that have relatively lower environmental and occupational risks ○ Develop green chemistry and safety-by-design manufacturing processes • Identify, develop, and evaluate healthy, safe, and sustainable recycling methods for PV cells
Biomass	<ul style="list-style-type: none"> • Monitor emissions from different gasification technology deployment scenarios, noting differences in electricity generating technologies (i.e. engines, microturbines, fuel cells) • Monitor emissions from operating biomass facilities, noting effectiveness of applied air emission mitigation technologies and workplace exposures, and develop improved mitigation systems • Model life cycle air emissions from different biomass energy deployment scenarios, noting baseline regional air quality and possible changes in conversion technology
Geothermal	<ul style="list-style-type: none"> • Develop technology to reduce hydrogen sulfide emissions from geothermal facilities • Perform a health impact assessment of proposed geothermal developments and facilities in Salton Sea region, including risks associated with fugitive dust creation and other impacts on surrounding communities
Storage	<ul style="list-style-type: none"> • Update identification and hazard assessment of chemicals used across the life cycle of electrochemical storage technologies, including their environmental and occupational health and safety impacts <ul style="list-style-type: none"> ○ Determine potential community health impacts of material extraction, manufacturing, and disposal ○ Determine occupational risks based on likelihood of exposure, dose, and toxicology of substance • Identify existing and emerging technologies that have relatively lower environmental risks • Further develop green chemistry and safety-by-design mechanisms • Identify, develop, and evaluate healthy, safe, and sustainable recycling methods for electrochemical storage technologies
Occupational Health	<ul style="list-style-type: none"> • Assess need for occupational health and safety regulations for emerging electricity generating system implementation in California <ul style="list-style-type: none"> ○ Worker and employer knowledge of hazards and related risk ○ Health and safety training practices ○ Implementation and enforcement of existing safety and health regulations
Equity	<ul style="list-style-type: none"> • Assess the quality of employment created throughout emerging energy system life cycles and identify strategies to incentivize access to high quality jobs that are safe and healthy with living wages and career opportunities in EES • Explore mechanisms to improve community engagement and participation in siting and planning of facilities • Develop mechanisms to promote equitable access to the benefits of EES • Analyze global health impacts of emerging energy systems and potential strategies to address them:

	<ul style="list-style-type: none"> ○ Examine the global health impacts of emerging energy systems ○ Assess best practices for addressing global impacts and the possible strategies to minimize/mitigate global impacts of emerging energy systems ○ Analyze whether and how California laws, regulations, and incentives address global impacts, or could be used to address global impacts of emerging energy systems ○ Identify changes needed to laws or regulations, or new initiatives needed for California to adequately address global impacts
Medium Priority Research	
Smart Meters	<ul style="list-style-type: none"> • Monitor exposures to extra-low-frequency electromagnetic radiation under a range of real-world conditions (e.g. multi-unit housing, relay units)
Concentrated Solar	<ul style="list-style-type: none"> • Assess potential health impacts of exposure during facility maintenance and end-of-life disposal of heat transfer fluids, including synthetic oils, molten salts, and supercritical CO2 technologies
Wind Energy	<ul style="list-style-type: none"> • Improve infrasound exposure and impact assessment <ul style="list-style-type: none"> ○ Exposure assessment at various turbine-receptor distances ○ Epidemiological research on sleep disruption and annoyance from larger turbine design, controlling when possible for known confounders
Geothermal	<ul style="list-style-type: none"> • Identify health and environmental impacts of materials recovery (e.g. sulfur, lithium) from brine in California's geothermal plants
Low Priority Research	
Storage	<ul style="list-style-type: none"> • Assess occupational and public hazards during construction and maintenance of compressed air and flywheel facilities
Marine Energy	<ul style="list-style-type: none"> • Identify marine energy and offshore wind turbines impacts on California coastal fishing communities

10.1 Criteria for Prioritization

To determine the most important gaps for the Energy Commission, criteria for prioritization were developed based on literature review and, expert interviews, and public input.⁶³⁵ The outlined criteria are presented in Figure 18.

Figure 18: Criteria for Prioritization

1. Number of people exposed
 - a. CA specific
 - b. Global estimates
2. Likelihood of Exposures
3. Likelihood of Impact with Exposure
4. Severity of Impact
5. Available Control Technologies
6. Equity Implications
7. Feasibility of Research

⁶³⁵ Staff, Scientific Opportunities and Public Needs; Dandoy, “A Priority Rating System for Public Health Programs.”

With available data, these criteria would prioritize research based on impacts to California residents and global populations. However, the application of these criteria was limited by lack of available data. Verified data on the number of people employed in each phase of the life cycle of EES technologies is not readily available, especially for stages occurring outside the US (i.e. miners in developing nations). Additionally, details of manufacturing processes for these technologies remains proprietary, and without access to industry inventories of chemicals used, nor to more information about the processes themselves and the safety protocols implemented, it is difficult to quantify the likelihood of exposure. Likelihood of impact with exposure and severity of impact can be determined from known toxicological understandings, though these can be limited for newer or poorly researched materials (i.e. indium tin oxide, used throughout electronics and in solar PV applications, has not been thoroughly studied in toxicological or epidemiological studies). While available control technologies and methodologies could be identified, it cannot be assumed that these are adhered to throughout EES life cycles.⁶³⁶

The lack of information made it very difficult to apply the criteria to prioritize research needs. Ultimately, research needs were prioritized based on broad estimates of the number of people exposed and levels of exposure, and knowledge about the severity of health impacts known to be associated with known exposures, with input from experts and technical advisory committee members. Because of the statutory mandates of the EPIC research program, exposures and hazards occurring in California were weighted more heavily than those occurring abroad.

The following section summarizes high, medium, and low priority research needs to explain why these research priorities were selected and to give a brief overview of how the research could be conducted.

10.2 High Priority Research

The high priority research identified in Table can be re-organized to reflect similarities in research needs across technologies. This reorganization is shown in Table 16. The research agendas for solar PV and the growing battery industry have been combined as both require research into recycling systems and updated manufacturing inventories and hazard assessment.

Table 16: High Priority Research Organized by Research Agenda

High Priority Research Topics	
Across Technologies	<ul style="list-style-type: none"> • Comparative health and health equity risk assessment across the life cycle of energy technology mixes projected for California in 2050 • Update identification and hazard assessment of materials used across the life cycle, including environmental health, occupational safety, and community health impacts • Conduct routine life cycle hazard assessments of energy technologies <ul style="list-style-type: none"> ◦ Determine potential community health impacts of material extraction, manufacturing, and disposal

⁶³⁶ Brun and European Agency for Safety and Health at Work, Green Jobs and Occupational Safety and Health; Mulloy et al., “Renewable Energy and Occupational Health and Safety Research Directions.”

High Priority Research Topics	
	<ul style="list-style-type: none"> ○ Determine occupational risks based on likelihood of exposure, dose, and toxicology of substance ○ Identify existing and emerging technologies that have relatively lower environmental risks compared to other cell types • Expand research on safety-by-design in manufacturing processes • Develop strategies to reduce the risk of Coccidioides exposure associated with construction, maintenance, and operation of utility-scale energy facilities • Develop methods to test for presence of Coccidioides to facilitate risk-informed site selection • Conduct occupational and community exposure assessment across energy systems
Technology Recycling	<ul style="list-style-type: none"> • Identify, develop, and evaluate healthy, safe, and sustainable recycling methods <ul style="list-style-type: none"> ○ Solar PV ○ Wind Turbine Components ○ Electrochemical Storage ○ Chemical Storage
Biomass	<ul style="list-style-type: none"> • Monitor emissions from different gasification technology deployment scenarios, noting differences in electricity generating technologies (i.e. engines, microturbines, fuel cells) • Monitor emissions from operating biomass facilities, noting effectiveness of applied air emission mitigation technologies and workplace exposures, and develop improved mitigation systems • Model life cycle air emissions from different biomass energy deployment scenarios, noting baseline regional air quality and possible changes in conversion technology
Geothermal	<ul style="list-style-type: none"> • Develop technology to reduce hydrogen sulfide emissions from geothermal facilities • Perform a health impact assessment of proposed geothermal developments and facilities in Salton Sea region, including risks associated with fugitive dust creation and other impacts on surrounding communities
Occupational Health	<ul style="list-style-type: none"> • Assess occupational health and safety regulations for emerging electricity generating system implementation in California <ul style="list-style-type: none"> ○ Worker and employer knowledge of hazards and related risk ○ Health and safety training practices ○ Implementation and enforcement of existing safety and health regulations
Equity	<ul style="list-style-type: none"> • Assess the quality of employment created throughout emerging energy system life cycles and identify strategies to incentivize access to high quality jobs that are safe and healthy with living wages and career opportunities in EES • Explore mechanisms to improve community engagement and participation in siting and planning of facilities • Develop mechanisms to promote equitable access to the benefits of EES • Analyze global health impacts of emerging energy systems and potential strategies to address them: <ul style="list-style-type: none"> ○ Examine the global impacts of emerging energy systems ○ Assess best practices for addressing global impacts and the possible strategies to minimize/mitigate global impacts of emerging energy systems

High Priority Research Topics	
	<ul style="list-style-type: none"> ○ Analyze whether and how California laws, regulations, and incentives address global impacts, or could be used to address global impacts of emerging energy systems ○ Identify changes needed to laws or regulations, or new initiatives needed for California to adequately address global impacts

10.2.1 Across Technologies

Comparative health and health equity risk assessment across the life cycle of energy technology mixes projected for California in 2050

This section focuses on the potential health impacts, and related research gaps, of various EES that will together comprise California’s electricity system over the next several decades. However, no single energy technology will operate alone, and there are many options for prioritizing or subsidizing the development of one energy mix scenario over another. Ideally, these decisions should incorporate an understanding of the resulting health impacts. To plan the healthiest energy mix in California, there is a need for models and methodologies that can account for health impacts across the life cycles of multiple emerging technologies and to assess how various energy mixes effect the cumulative health and health equity impacts of California’s energy system overall. These methodologies must also be able to assess how future energy scenarios compare to current energy mix relative to potential health and health equity impacts.

Little is known about the potential for health impacts across energy scenarios. Many of the subject matter experts and stakeholders interviewed for this project mentioned the need to understand how health impacts differ based on the mix of technologies in use together, rather than the health impacts of individual technologies. It is important to note, the global population health benefits associated with reducing the impacts of climate change are great. Climate mitigation is thus a public health priority. Switching from fossil-fuel electricity to EES is a key climate mitigation strategy. Any health impacts of EES must be weighed against the significant health benefits of climate mitigation. Ideally, methodologies will be developed that support the routine assessment of health impacts of different energy scenarios, similar to how efficiency and cost impacts are currently assessed.⁶³⁷ Of course any cross-technology assessment would be limited by research and data gaps regarding the health impacts of individual technologies.

Comparative risk assessment (CRA) is an example of one methodology that, in principle, can be used to quantify the change in the burden of disease and injury due to different energy scenarios, including comparison to a business-as-usual scenario.⁶³⁸ CRA has already been used to assess air pollution and other public health risks and co-benefits in scenarios based on

⁶³⁷ Dale, “A Comparative Analysis of Energy Costs of Photovoltaic, Solar Thermal, and Wind Electricity Generation Technologies.”

⁶³⁸ Ezzati et al., “Comparative Quantification of Health Risks: Global and Regional Burden of Disease Attributable to Selected Major Risk Factors.”

California's strategies (AB32, SB375) to mitigate greenhouse gases.⁶³⁹ The health impacts are usually expressed as deaths or measures of premature mortality and morbidity such as disability adjusted life years (DALYs), which can be monetized. This approach can account for exposures and health pathways in each segment of the EES life cycle (where sufficient information is available) and in each population affected. CRA using existing databases for the burden of disease would be most sensitive to the health impacts of chronic disease and fatal and serious injuries, rather than non-disabling illness.⁶⁴⁰

The key data needed to conduct population-based CRA include: (1) the health risks associated with a particular chemical, material, or process; (2) the dose response relationship between that risk and the health impacts of concern; (3) the magnitude and duration of exposure; and (4) the percentage of the population that is exposed to the life cycle specific risk (where population might be a workforce, a specific community, the population of California, etc.). Sources of this data may include toxicology and epidemiology studies, administrative data, industrial hygiene and environmental monitoring data, and population surveys. Additionally, assessment of the health impacts of various energy scenarios requires the availability of scenario models that incorporate not only specific technologies but also likely geographic distribution of implementation of these technologies.

However, as noted throughout this report, much of the data required for CRA of California's energy mix scenarios is currently unavailable. A full inventory of the chemicals and materials used in various EES is not available because much of the information remains proprietary. Very little population or environmental exposure data (workplace or community) is available, and this is particularly true for mining, manufacturing, and recycling/disposal processes occurring outside of the U.S. For some chemicals/materials and processes, there is little toxicological or epidemiological data currently available on the risks and health impacts.

Update identification and hazard assessment of materials used across the life cycle, including environmental health, occupational safety, and community health impacts

There is an important need for methodologies that allow for the routine assessment of the life cycle health impacts of energy technologies proposed for development, similar to how technology efficiency and cost impacts are considered currently.⁶⁴¹ Hazard assessment is one important component in the evaluation of these impacts that could be relatively easily integrated with existing tools and data available to the industry.

New processes and technologies are being researched, developed, and implemented constantly throughout the renewables industry. For example, the Energy Commission completed an inventory of solar PV materials in 2004, looking across cell and module life cycles to understand potential environmental risks from the materials used. However, PV technology has

639 Zapata, Muller, and Kleeman, "PM2.5 Co-Benefits of Climate Change Legislation Part 1: California's AB 32.," Maizlish, Linesch, and Woodcock, "Health and Greenhouse Gas Mitigation Benefits of Ambitious Expansion of Cycling, Walking, and Transit in California."

640 IHME, "Global Burden of Disease (GBD)."

641 Dale, "A Comparative Analysis of Energy Costs of Photovoltaic, Solar Thermal, and Wind Electricity Generation Technologies."

changed, and an updated PV material inventory is needed. Moreover, most extant assessments of PV materials are already outdated and do not account for potential occupational health and safety considerations (versus environmental impacts).

Therefore, there is a need for updated inventories and hazard assessments for materials used across the life cycle in EES, including those proposed for future applications. There are existing tools, such as GreenScreen, that can be used to screen for potential hazards.⁶⁴² This would allow developers to seek less hazardous materials for use in technologies under development, manufacturers to implement better-informed procurement procedures, and employers to improve health and safety in worksites across the life cycle.

Given the importance of and likely very rapid expansion of existing and new grid storage technologies (e.g. Li-ion and redox flow batteries), these deserve priority in terms of materials inventory, hazard assessment, and understanding of mechanisms to ensure worker and community protection. As solar PV systems continue to develop and evolve, updating related material inventories and hazard assessments would also be important.

Such assessments, where applicable, should also include hazards and pollution related to material extraction processes. For instance, Li-ion batteries for smaller electronic applications have led to an increase in dangerous fugitive emissions from mining practices across the world, including in the Democratic Republic of the Congo and China.⁶⁴³ Similarly for wind turbines, direct drive, magnetized technologies increase the need for rare-earth elements like neodymium and dysprosium. This leads to pollution in communities surrounding these mining communities, mostly in Asia.⁶⁴⁴ These hazards have not yet been added to many life cycle assessments of the environmental impacts from these technologies, but must be considered to understand the full life cycle impact of these technologies.⁶⁴⁵

Conduct routine life cycle hazard assessments of energy technologies

Conduct more routine life cycle hazard assessments to augment and update understanding of the health risks and impacts of specific energy technologies, particularly as the specific processes and materials used in current technologies evolve, and as new technologies emerge. While emissions data may not be available for California for all of these systems, data can be extrapolated from global assessments.⁶⁴⁶ More recent inventories and hazard assessments of emerging energy system materials would promote optimal worker and community health by identifying where greater protections are needed and to ensure technologies are safe across their life cycles.

Expand research on safety-by-design in manufacturing processes

642 GreenScreen, “GreenScreen for Safer Chemicals.”

643 Frankel, “The Cobalt Pipeline.”

644 Ives, “Boom in Mining Rare Earths Poses Mounting Toxic Risks.”

645 Hertwich, Aloisi de Lardere, and Suh, “Green Energy Choices: The Benefits, Risks, and Trade-Offs of Low-Carbon Technologies for Electricity Production.”

646 Ibid.

With more information from updated, routine hazard assessments, more information would be available regarding where potential health impacts could result from energy system production, use, and disposal. There are existing tools, such as GreenScreen, that can be used to screen for potential hazards across technology life cycles, while also identifying potential substitutes.⁶⁴⁷ This would allow developers to seek less hazardous materials for use in technologies under development, manufacturers to implement better-informed procurement procedures, and employers to improve health and safety in worksites across the life cycle. By incorporating safety-by-design methodologies across energy technology life cycles, hazards related to their manufacture, use, and disposal could be controlled for before a product enters the market.

Develop strategies to reduce the risk of *Coccidioides* exposure associated with construction, maintenance, and operation of utility-scale energy facilities

New large-scale renewable electricity generating facilities will be necessary to reach California's renewable energy goals. Land clearing and maintenance practices during the construction and use stages of these technologies can result in soil disturbance, releasing *Coccidioides* fungal spores into the air. When exposed, workers on site and populations breathing in fugitive dust from the facility can develop Valley Fever (*coccidioidomycosis*), or a severe lung infection that can be fatal. This is a known hazard, and the California Department of Public Health has identified workers that were exposed during construction of solar facilities in San Luis Obispo County.⁶⁴⁸ The exact dispersal of this fungus in California's soil is not accurately known, nor is it known how far spores can travel in air. Without this information, it will be difficult to safely site facilities and prevent worker and community exposures.

Apart from the risk of exposing populations to *Coccidioides* spores, land-clearing and maintenance practices for utility-scale facilities can also result in environmental degradation, due to the removal of native vegetation and use of potentially toxic herbicide chemicals. When vegetation is removed, soil can become more vulnerable to erosion and surrounding populations can be exposed to greater amounts of fugitive dust from the site.

To promote safe facility installations and maintenance, there is a need to develop alternatives to land-clearing practices. This would also reduce the environmental impact of utility-scale facilities. Currently, practices like soil moistening and reduction of off-road vehicle use can be implemented to reduce dust on site and fugitive dust in surrounding communities. However, the California Occupational Safety and Health Administration (CalOSHA) investigated one site and found that these protective measures were not being taken.⁶⁴⁹ The previously mentioned CDPH study also noted that the permitting process for the solar site included *coccidioidomycosis* safety training for all employees. However, these practices did not fully prevent exposure. While alternatives to land clearing are developed, the effectiveness of different mitigation practices should be studied, so that workers and surrounding populations

647 GreenScreen, "GreenScreen for Safer Chemicals."

648 Wilken et al., "Coccidioidomycosis among Workers Constructing Solar Power Farms, California, USA, 2011-2014."

649 Gold, Interview with Deborah Gold, California Division of Occupational Safety and Health.

can be given the best tools to prevent infection. Current safety practices and training also need to be implemented and enforced across new energy system installations.

Develop methods to test for presence of *Coccidioides* to facilitate risk-informed site selection

Institutions like the Centers for Disease Control and Prevention have voiced interest in developing sensors and monitors that could detect the presence of *Coccidioides* in soil and air.⁶⁵⁰ With this technical ability, facilities could be sited with more information, further protecting workers and surrounding communities. Developing these technologies could facilitate implementation of measures to prevent infection in many communities of California workers and fence line populations as these facilities are built in the future.

Conduct occupational and community exposure assessment across energy systems

Occupational health and safety in worksites across all stages of EES technology life cycles should be assessed. There is currently very little information available as to the industry-wide implementation of best practices (e.g. engineering and administrative controls, personal protective equipment, training) to protect workers from occupational health and safety risks. While this is particularly true in facilities abroad, it remains a significant concern in California and the U.S.

Similarly, exposures in fence line communities (e.g. fugitive dust from land clearing for utility-scale solar PV sites) and implementation of best practices to minimize them are poorly characterized. This is especially the case for *Coccidioides* fungal exposures, as more information is needed about where these spores are found in California soils, distances traveled in fugitive dust, and how this spread can be mitigated most effectively.

10.2.2 Technology Recycling

Identify, develop, and evaluate healthy, safe, and sustainable recycling methods for solar PV cells, wind turbine components, and electrochemical and chemical storage technologies

As California's installed solar and wind capacity continues to age and growth in renewable energy sources and storage technologies increases in the coming years, there is an urgent need for the state to invest in research for eventual recycling of these systems' components. In comparison to other disposal methods, safe recycling would create more sustainable technologies, in that repurposing spent materials may reduce the need for extracting new materials, some of which may be limited in supply. Reducing extraction will also reduce risks related to mining and processing of primary materials. Though some solar PV modules are currently being re-classified as universal waste and certain battery technologies are already counted in this category, investment in recycling processes would prevent the growth of hazardous and universal waste facilities throughout the state and of less regulated waste disposal facilities abroad.

⁶⁵⁰ Materna et al., Interview with CDPH RE: *Coccidioidomycosis*.

Certain PV companies like First Solar have recycling methods for their products. Additionally, certain batteries have known recycling mechanisms. However, these processes have historically been associated with significant environmental and community health risks, as was seen at the Exide Technologies plant in Los Angeles, which polluted local communities with lead and arsenic during lead battery smelting and repurposing.⁶⁵¹ Considering the vast environmental and health implications of the global e-waste crisis, it is imperative that better systems are developed to process and repurpose spent energy technologies. Therefore, it is critical to identify and develop healthy recycling systems. This would protect workers and communities from potentially toxic emissions, facility waste, and environmental contamination potentially associated with less healthy recycling practices.

10.2.3 Biomass

Monitor emissions from different gasification technology deployment scenarios, noting differences in electricity generating technologies (i.e. engines, microturbines, fuel cells)

Gasification of solid biomass is considered a cleaner conversion technology to conventional combustion boilers as it results in fewer air emissions. However, there is limited data available on emissions from these technologies, and many environmental and health impact assessments of proposed gasification facilities use data from older, combustion technologies.⁶⁵² There is a need to monitor emissions from the small-scale systems being deployed in the state, accounting for the differences in technology and conversion systems and for local air quality considerations. Though they are outside of the scope of this report, emissions from gasification for biofuel production should also be considered.

With gasification developments, researchers believe that biomass-related emissions should decrease further with the use of cleaner technologies like fuel cells and microturbines to convert syngas into electricity. It has not been determined how these technologies are likely to scale considering economic and technological advancements. Emission monitoring should account for the wide scope of different biomass electricity producing technologies available, which would help in prioritizing those with fewer emissions for future development.

Monitor emissions from operating biomass facilities, noting effectiveness of applied air emission mitigation technologies and workplace exposures, and develop improved mitigation systems

Though gasification systems are being promoted for biomass energy generation in the future, some of the state's combustion systems will remain in place. A number of community advocates have suggested that existing emission mitigation for combustion facilities is inadequate to protect the health of nearby communities.⁶⁵³ Better knowledge of existing

651 Barboza, "How a Battery Recycler Contaminated L.A.-Area Homes for Decades."

652 Air Permitting Specialists, "Final Report: Analysis of Public Health Risks Associated with Operation of a Biomass Power Plant"; Ascent Environmental, Inc., "Cabin Creek Biomass Facility Project: Final Environmental Impact Report"; Sequoia Foundation, "A Health Impact Assessment of the Proposed Cabin Creek Biomass Energy Facility in Placer County, California."

653 Weller et al., "Comments on Draft Forest Carbon Action Plan."

biomass facility emissions is necessary, coupled with assessment of the effectiveness of emerging emissions mitigation technologies in real-world applications. This information could also be used to inform prioritization of newer mitigation technologies, and enforcement of air quality standards.

This is especially important in areas of the state where emissions from existing biomass could exacerbate existing poor air quality concerns. In the case of biomass energy production from agriculture waste and dairy digesters, energy production is expected to reduce emissions related to open burning and open manure lagoon emissions in areas of the state already suffering from poor air quality. However, these systems will have associated emissions, especially if combustion systems continue to be prevalent. Because of this, effective emission controls are essential. Current systems should be assessed for effectiveness, while also prioritizing research and development into better emission controls and lower-emitting technologies.

Occupational exposures throughout biomass facility operation are not well characterized. Personal exposure monitors, dust monitors, and filters for fungal and bacteria sampling can be used to assess workers' potential inhalation exposures.⁶⁵⁴ These methods should be applied to different stages of the life cycle of plants, providing a better understanding of occupational exposures and the potential need for exposure controls throughout sourcing, processing, and facility use.

Model life cycle air emissions from different biomass energy deployment scenarios, noting baseline regional air quality and possible changes in conversion technology

Current air quality assessments from biomass facilities may overlook emissions related to feedstock transport and site installation and maintenance. Emissions across the life cycle of biomass energy production should be included in assessments of potential environmental and health impacts. This is especially important for biomass energy generation in regions of the state with poor air quality (i.e. San Joaquin Valley), where cumulative emissions from transportation, installation, and facility use can have pronounced effects on the health of surrounding communities.

The location of biomass facilities in relation to their feedstocks and the conversion technologies used will affect potential health impacts. Specific, localized impact assessment models of likely biomass energy developments should account for these considerations, complemented by more comprehensive air emission assessments that consider cumulative impacts from multiple facilities and sources. For instance, if forest waste is trucked into multiple biomass facilities in the Central Valley, this will have negative impacts from both transportation and biomass facilities in an area with baseline poor air quality. However, if this feedstock can be realistically processed with emerging, distributed gasification systems, transport and facility-related emissions would be lessened and located in areas of the state with better air quality overall.

⁶⁵⁴ Rohr et al., "Potential Occupational Exposures and Health Risks Associated with Biomass-Based Power Generation."

Biomass energy generation has been proposed as an important component of the state's response to statewide tree death from drought, pest infestation, and wildfires. However, there is as yet insufficient research to determine the extent to which processing biomass energy may reduce wildfires, or how many facilities would be required to process forest waste (currently and not-yet collected). More comprehensive modeling of potential biomass generation scenarios coupled with comparative health risk assessment of these scenarios (vs. other management options, such as more open burning of forest waste) could inform strategies to minimize health impacts while increasing biomass energy, managing forest wastes, and reducing wildfire risks.

10.2.4 Geothermal

Develop technology to reduce hydrogen sulfide emissions from geothermal facilities

Researchers have noted that there are sites located throughout California that are ideal for geothermal energy production that have not yet been tapped. Some researchers think that site development is limited in part by inadequate hydrogen sulfide emission abatement technologies (though primarily by cost considerations). Hydrogen sulfide emissions will differ based on the specific geology of facility sites. For sites with higher emissions, current mitigation technologies may not be adequate. Research on developing technologies that better prevent hydrogen sulfide emissions within facilities for workers and surrounding communities is thus important for further safe development of potential geothermal energy sites, especially for potential sites for flash facility build out in Geysers region and other regions with high hydrogen sulfide emissions. Collection of sulfur from these abatement technologies could potentially be used as a component of agricultural fertilizer, producing a possible profit from emission reduction technology and reducing net cost of emission mitigation.

Perform a health impact assessment of proposed geothermal developments and facilities in Salton Sea region, including risks associated with fugitive dust creation and other impacts on surrounding communities

Special attention is required to geothermal energy development in the Salton Sea region, because dust samples from dried areas of the Salton Sea have shown pesticide and heavy metal contamination, increasing the risk of health impacts when inhaled.⁶⁵⁵ To prevent adverse health impacts from geothermal development in this area, a health impact assessment should be undertaken to identify potential hazards and emissions for surrounding communities so that mitigation efforts can be better formalized. There will be a need for continuous monitoring of dust formation and fugitive dust spread to local communities, particularly during site preparation and development. Research on effective strategies to reduce toxic dust exposures is needed, as well as emergency planning to reduce exposures if monitoring demonstrates high dust levels. A better assessment of the risk of toxic dust exposure - and strategies to reduce any related risk - should be conducted before development of a large project.

10.2.5 Occupational Health

⁶⁵⁵ Iovenko, "Toxic Dust from a Dying California Lake"; Olmedo, Interview with Luis Olmedo, Comité Civico del Valle.

Assess occupational health and safety regulations for emerging electricity generating system implementation in California

Many informants have expressed concerns that required and recommended occupational health and safety practices are not being adequately implemented in emerging energy fields. For instance, installation of distributed rooftop solar on rooftops includes significant risks found throughout roofing occupations. However, occupational health experts provide anecdotal evidence that common safety protocols (i.e. personal fall arrest systems) have not been routinely implemented in solar panel installations.⁶⁵⁶ Similarly, for wind turbine maintenance, workers often have to climb up a narrow, tall ladder to access the turbine's nacelle. Some CalOSHA inspections have found that these ladders did not meet the California Occupational Safety and Health Administration (CalOSHA) standards for ladders, as they did not include cages or landings to prevent falling injuries. While wind companies initially argued that wind turbine ladders did not fall under ladder standards, the federal Occupational Safety and Health Administration eventually required compliance with federal ladder standards.⁶⁵⁷ Similarly, current known mitigation strategies to reduce the risks of coccidioidomycosis in jobsites with land clearing (i.e. soil moistening) are not always implemented. Some have raised concerns as to whether marine and offshore wind energy workers will receive the same training and protections currently required for offshore oil workers facing harsh marine environments.

California's ambitious renewable energy goals into 2050 will require construction of large-scale facilities and build out of smaller distributed systems throughout the state. While this will employ a high number of Californians in construction and maintenance of these facilities and installation of distributed systems, the state must ensure that these jobs are safe and protected under related regulations. As new technologies come online, workers involved throughout their life cycle need to be protected. An assessment of current health and safety practices in EES would inform workers, employers, and regulators as to the need to improve efforts to implement and enforce best practices to protect worker health and safety.

656 Stock and El-Askari, Interview with Laura Stock and Nazima El-Askari, Labor and Occupational Health Program, UC Berkeley.

657 Gold, Interview with Deborah Gold, California Division of Occupational Safety and Health.

10.2.6 Equity Concerns

Assess the quality of employment created throughout emerging energy system life cycles and identify strategies to incentivize access to high quality jobs that are safe and healthy with living wages and career opportunities in EES

Access to quality jobs (i.e. a living wage compensation, safe and healthy, opportunities for advancement, health and other benefits) is a fundamental determinant of health. While ample work has been done on the number of jobs expected from renewable development, few studies have focused on the quality of these positions. However, research suggests that some renewable energy jobs are of higher quality than others. For instance, one assessment found that employment in utility-scale facility installation (often unionized) offered more skills development, advancement opportunities, safety training, and higher wages than distributed solar installation.⁶⁵⁸

More information about the pay scale, benefits, skills development and advancement opportunities, health and safety training and conditions, and unionization would help to identify the need for and strategies to improve the quality of EES jobs (i.e. apprenticeship programs that provide broad skills development to diversify future career options). In addition, data on the demographics of EES employment - particularly regarding employment of people of color and those from disadvantaged communities - could facilitate strategies to increase opportunities for all segments of California's working population to benefit from high quality jobs in EES.

Explore mechanisms to improve community engagement and participation in siting and planning of facilities

Concerns still abound that community needs are overlooked in the siting of new energy facilities. Hazards such as exposure to *Coccidioides* fungi in fugitive dust from facility construction or emissions from diesel trucks during transport and installation impact communities surrounding these new facilities. While there are fewer emissions during the maintenance and use phase of most renewable sources when compared to fossil fuel combustion, communities may still be impacted negatively, particularly when EES facilities may add to the cumulative impacts of multiple emissions sources in regions with poor air quality and high disease burden.

Community attitudes about the siting of EES facilities are likely to vary substantially, given variables such as community exposures, concerns, and economic status. For instance, as referenced in Section 10.2.3.3, some low-income communities are facing an increased wildfire risk due to tree die-off. The potential health risks of wildfire emissions relative to any potential emissions from expansion or construction of new biomass promote implementing this system in some of these areas, despite the technology's emissions. Other communities are more hesitant toward new energy system developments, for example, around the Salton Sea. In this region, communities fear that toxic dust, containing pesticide and heavy metals like arsenic,

⁶⁵⁸ Jones and Zabin, "Are Solar Energy Jobs Good Jobs?"

will be further disturbed when building geothermal systems in the area, exposing local communities. To better respond to these concerns, an evaluation of previous strategies used to engage communities on siting issues could provide a basis for further exploration of how community engagement in project siting and planning can be improved.

Develop mechanisms to promote equitable access to the benefits of EES

The California Energy Commission has conducted some assessment of current barriers for access to the benefits of EES among low-income households and disadvantaged communities.⁶⁵⁹ This work has focused on access to renewable energy systems (especially solar PV) and energy efficiency improvements in lower income communities. Research has shown that access to emerging technologies is not equitable across all communities, as lower income populations are often left behind.⁶⁶⁰

Mechanisms to improve access to these technologies in all communities (i.e. forums to share best practices on current projects located in disadvantaged communities) should be further explored, and energy developments should be analyzed for the potential action points to promote equitable access. While outside the scope of this report, research is needed to identify effective strategies to fully assure benefit to disadvantaged communities from decarbonization across sectors (i.e. in transportation electrification).

Analyze global health impacts of emerging energy systems and potential strategies to address them

Energy systems used in California may have health impacts globally. These impacts can occur at a variety of stages of the energy system's life cycle beginning at the initial stage of raw material extraction, and extending all the way through the end-of-life disposal of the energy system.

To understand how to respond to these global challenges, an assessment of best practices for addressing global impacts across industries should be conducted, along with an analysis of possible strategies to minimize and mitigate global impacts of emerging energy systems. There are a number of existing efforts that address global health impacts (e.g. Framework for Responsible Mining, Basel Convention, etc.). These and other public or private efforts, tools, and resources, should be considered for assessing best practices and possible strategies to minimize and mitigate global impacts of emerging energy systems.

Some components of emerging energy systems may fall under California's existing regulations or incentives, but others may not. As a result, it is important that an analysis be undertaken of current policies, regulations, and incentives to determine how global impacts of emerging energy systems are, or are not accounted for in current policies and regulations. Recognizing and accounting for the global impacts of products used in California is not a new concept for California state government. California was the first state to legislate on electronic waste - "e-

659 Scavo et al., "A Study of Barriers and Solutions to Energy Efficiency, Renewables, and Contracting Opportunities Among Low-Income Customers and Disadvantaged Communities."

660 Ibid.

waste”. Senate Bill 20 (Sher, Chapter 526, Statutes of 2003) set out a framework for regulating e-waste and notes:

“Electronic waste recovered for recycling, including devices from California public agencies, has been found to have been illegally handled and discarded in developing countries, posing a significant threat to public health, worker safety, and the environment in those countries.” [SB 20 (1993), Section 1(g)].

In addition, AB 1879 (2008) required the Department of Toxic Substances Control to adopt regulations to identify and prioritize chemicals in consumer products, which has led to regulations that provide for life cycle analysis of products and the consideration of potential exposures of the chemicals over a product’s life cycle, including the “manufacturing, use, storage, transportation, waste, and end-of-life management and the location of these practices.” [22 CCR §69503.3(b)(4)(A)].

These legislative and regulatory efforts, as well as other state government efforts such as CalRecycle’s Extended Producer Responsibility Framework should be assessed for their implications for addressing offshore impacts of emerging energy systems.⁶⁶¹ Addressing global impacts may require changes to laws or regulations or entirely new initiatives. Identifying these items early on will position California to address global impacts.

⁶⁶¹ CalRecycle, “Attachment 1: Overall Framework for an Extended Producer Responsibility System in California.”

10.3 Medium Priority Research

Table 17: Medium Priority Research

Medium Priority Research	
Smart Meters	<ul style="list-style-type: none"> • Monitor exposures to extra-low-frequency electromagnetic radiation under a range of real-world conditions (e.g. multi-unit housing, relay units) and assess potential for related health impacts
Concentrated Solar	<ul style="list-style-type: none"> • Assess potential health impacts of exposure during facility maintenance and end-of-life disposal of heat transfer fluids, including synthetic oils, molten salts, and supercritical CO2 technologies
Wind Energy	<ul style="list-style-type: none"> • Improve infrasound exposure and impact assessment <ul style="list-style-type: none"> ○ Exposure assessment at various turbine-receptor distances ○ Epidemiological research on sleep disruption and annoyance from larger turbine design, controlling when possible for known confounders
Geothermal	<ul style="list-style-type: none"> • Identify health and environmental impacts of materials recovery (e.g. sulfur, lithium) from brine in California's geothermal plants

10.3.1 Smart Meters

Monitor exposures to extra-low-frequency electromagnetic radiation under a range of real-world conditions (e.g. multi-unit housing, relay units)

Smart meters are used throughout California to inform utility companies of how electricity is being used throughout the state. To transmit this information, smart meters produce radiofrequency radiation (RFR) – sending a pulse into the surrounding environment whenever actively transmitting or receiving information. The California Council on Science and Technology produced an extensive report on smart meter emissions and the potential for related impacts, which determined that smart meters result in lower RFR emissions than other household electronics and that studies to date have not assessed potential impacts from RFR of smart meters.⁶⁶² However, the report also concluded that there is currently not enough information available on potential impacts to suggest major changes to current standards.⁶⁶³

However, the National Toxicology Program recently released results from a study on the impacts of cell phone RFR exposure in rats that found a higher rate of brain schwannomas and cardiac glioma tumors in exposed rats. This study raises significant concerns about RFR especially because of the potentially ubiquitous exposures from multiple sources.⁶⁶⁴

Cell phones emit higher levels of RFR than smart meters. One assessment of RFR exposure from smart meters suggests limited exposure only while the smart meter is active.⁶⁶⁵ However, experts have expressed concern that these assessments inadequately address settings where

⁶⁶² Richmond et al., “Health Impacts of Radio Frequency Exposure from Smart Meters.”

⁶⁶³ Ibid.

⁶⁶⁴ Wyde et al., “Report of Partial Findings from the National Toxicology Program Carcinogenesis Studies of Cell Phone Radiofrequency Radiation in Hsd.”

⁶⁶⁵ EPRI, “Radio-Frequency Exposure Levels from Smart Meters: A Case Study of One Mode.”

RFR exposure could be greater. For instance, multi-unit buildings including more than one smart meter may produce a higher cumulative RFR exposure for residents. Houses or buildings with relay meters –meters used to collect information from other meters in a specific area – may also produce higher and more prolonged RFR exposures. Real-world exposure assessment, for example including multi-unit housing and relay meters, would provide greater certainty regarding RFR exposure levels associated with smart meters.

10.3.2 Concentrated Solar

Assess potential health impacts of exposure during facility maintenance and end-of-life disposal of heat transfer fluids, including synthetic oils, molten salts, and supercritical CO2 technologies

In life cycle assessments of concentrated solar systems (CSP), the main health hazard presented is that of occupational exposure to heat transfer fluids.⁶⁶⁶ The type of heat transfer fluid used will determine the risk to workers and surrounding communities. As systems reduce the use of synthetic oils in favor of molten salts, the potential toxicity hazard is reduced. However, how these salts are ultimately disposed of or repurposed after facility decommissioning will impact local communities. Due to concerns about nitrate contamination of groundwater, these salts must be disposed of in a way that protects water resources and more information is needed on end-of-life practices for these substances. This is also true for potentially hazardous mixtures of liquid metals that are being developed for CSP HTF applications, as well as supercritical CO2 technologies, which would improve efficiency while also potentially increasing risk of hazard exposures with system leaks.⁶⁶⁷

To prevent occupational health impacts related to HTF exposure, more research is needed to determine how often workers are exposed, the nature of these exposure determined by different HTF materials, and the potential for toxic effects following continued exposure across an individual's employment. Because many of California's facilities use a combination of solar salt and steam as HTF, the potential for toxic hazards is limited. However, as new HTF are developed, the potential for chronic, occupational exposures in maintenance workers should be considered prior to implementation.

10.3.3 Wind Energy

Improve infrasound exposure and impact assessment

There is insufficient data to support a causal relationship between wind turbine noise, infrasound, and vibration and many of the symptoms common to reports of "wind turbine syndrome" (i.e. headache, dizziness, vertigo, tinnitus ear pressure or pain, trouble with memory and concentration, irritability, fatigue, and loss of motivation).⁶⁶⁸ However, there is

666 Hertwich, Aloisi de Larderel, and Suh, "Green Energy Choices: The Benefits, Risks, and Trade-Offs of Low-Carbon Technologies for Electricity Production."

667 Vignarooban et al., "Heat Transfer Fluids for Concentrating Solar Power Systems – A Review."

668 Farboud, Crunkhorn, and Trinidade, "Wind Turbine Syndrome."

emerging evidence that chronic exposure to wind turbine noise and infrasound may lead to annoyance and sleep disruption.⁶⁶⁹ Researchers note, however, that there is difficulty with confounders, as it is difficult to determine how factors like visual impact and personal attitudes affect these noise-annoyance and sleep disruption relationships.⁶⁷⁰ Further studies of infrasound exposure and sleep disruption and annoyance may be useful to determine if there is a causal relationship, if designed to control for participant attitudes and other confounders. Additionally, little information is available about infrasound exposure levels at various turbine-receptor distances. This information - in conjunction with greater understanding of any impact of infrasound on sleep - could inform siting of wind facilities.

10.3.4 Geothermal

Identify health and environmental impacts of materials recovery (e.g. sulfur, lithium) from brine in California’s geothermal plants

Mineral resources can be extracted from geothermal fluids. Silica is being extracted at geothermal facilities in Mammoth Lake and Coso, and the feasibility of lithium and zinc extraction is being researched at the Salton Sea site. Extraction processes include separation with acid and biochemical leaching, sorption with resins or bacteria, and precipitation with hydrogen sulfide.⁶⁷¹ Each of these processes poses potential risks of worker exposure and contaminated waste streams, though little is known about occupational and community exposures from these processes.

An assessment should include identification of the chemicals used during separation and how and where these are disposed. This assessment should also include the potential for occupational exposure to chemicals, corrosives, or heavy metals throughout the process.

As the cost and technical feasibility of new mineral recovery from geothermal brines may inhibit the growth of these systems by 2030, this research need was not considered a high priority. However, because of the high value of materials such as lithium and silica for future energy technologies, it is likely that these recovery systems will be implemented by 2050.

10.4 Low Priority Research

Table 18: Low Priority Research

Low Priority Research	
Storage	<ul style="list-style-type: none"> Assess occupational and public hazards during construction and maintenance of compressed air and flywheel facilities

669 Ellenbogen et al., “Wind Turbine Health Impact Study: Report of Independent Expert Panel.”

670 CCA, Understanding the Evidence; Ellenbogen et al., “Wind Turbine Health Impact Study: Report of Independent Expert Panel”; Schmidt and Klokke, “Health Effects Related to Wind Turbine Noise Exposure.”

671 Bourcier, Lin, and Nix, Recovery of Minerals and Metals from Geothermal Fluids.

Marine Energy	<ul style="list-style-type: none"> Identify marine energy and offshore wind turbines impacts on California coastal fishing communities
---------------	-------------------------------------------------------------------------------------------------------------------------------------------------------

10.4.1 Storage

Assess occupational and public hazards during construction and maintenance of compressed air and flywheel facilities

Compressed air energy storage (CAES) and flywheels are currently being considered for storage applications on California’s grid. These projects are in early stages of development, and it is unlikely that these systems will have a large impact on California energy storage by 2030. However, because projects are being considered for CAES application in San Joaquin Valley and flywheel research has been funded, they were included in this report.

For CAES systems, research needs to identify best practices for safe installation and use of these systems, monitoring for known hazards (i.e. moisture, ignitable dust, etc.). Because the site under consideration is a spent natural gas facility, the planning phase should include assessment of the potential for natural gas remnants to increase fire hazards.

Little information is available on flywheel manufacture and installation. Because of this, it is difficult to perform a qualitative life cycle assessment of potential risks and hazards. Though research has noted that flywheels can present a fire risk when installed or operated incorrectly, there needs to be more information available on how these mistakes can be prevented in both design and implementation before grid deployment.

As these systems are still in early stages of development and likely to be surpassed by other storage technologies in grid deployment, these research needs were given low priority.⁶⁷²

10.4.2 Marine Energy

Identify marine energy and offshore wind turbines impacts on California coastal fishing communities

Marine energy is expected to have very limited deployment by 2030. Because of this, research into the potential for marine technologies to affect marine ecosystems and, related, coastal populations who rely on fishing and other seafood harvesting for food and employment, are considered a low priority.

⁶⁷² Burwen, Interview with Jason Burwen, Energy Storage Association.

GLOSSARY

Term	Definition
a-Si	Amorphous silicon thin film solar cell
ASTDR	Agency for Toxic Substances and Disease Registry
BaP	Benzo[a]pyrene
BOS	Balance of system, or components of a solar panel outside of the semiconductor cell (frame, mounting system, etc.)
CAES	Compressed air energy storage
CDC	Centers for Disease Control and Prevention
CdTe	Cadmium telluride thin film solar module
CIGS	Copper Indium Gallium Selenium thin film solar module
CRA	Comparative Risk Assessment
CSP	Concentrated solar power
EPA	Environmental Protection Agency
EPIC	Electric Program Investment Charge
EES	Emerging Electricity [Generating] Systems
GaAs	Gallium Arsenide or Gallium Arsenide thin film solar cell
HIA	Health Impact Assessment
HTF	Heat Transfer Fluid
IARC	International Agency for Research on Cancer
ITO	Indium Tin Oxide
LCA	Life cycle assessment
Li-Ion	Lithium ion batteries
Mono-Si	Monocrystalline silicon solar modules
Na/S	Sodium sulfur batteries
NIOSH	National Institute for Occupational Health and Safety
NCG	Non-condensable gases
NOx	Nitrogen oxides, a criteria pollutant

OSH	Occupational safety and health
OSHA	US Department of Labor, Occupational Safety and Health Association
PAHs	Polycyclic aromatic hydrocarbons
Pb-Acid	Lead acid batteries
PM	Particulate matter (PM2.5 - particulate matter with a diameter of 2.5 micrometers or less, PM10 - particulate matter with a diameter of 10 micrometers or less)
PV	Solar photovoltaics
Poly-Si	Polycrystalline silicon solar modules
RPM	Revolutions per minute
RPS	Renewable Portfolio Standard
SOx	Sulfur oxides
USGS	United States Geological Survey
VOCs	Volatile organic compounds
VRB	Vanadium redox flow batteries

REFERENCES

- Air Permitting Specialists. "Final Report: Analysis of Public Health Risks Associated with Operation of a Biomass Power Plant." Phase II Report. U.S. Department of Energy/Placer County Biomass Utilization Pilot Project. Auburn, CA: Placer County Planning Services Division, September 7, 2011.
- Alexander, Kurtis. "California Has 66 Million Dead Trees but Nowhere to Put the Wood." *San Francisco Chronicle*, July 1, 2016, Local edition.
<http://www.sfchronicle.com/bayarea/article/California-has-66-million-dead-trees-and-nowhere-8337745.php>.
- Alexander, Kurtis. "California's Huge Tree Die-off Expected to Slow after Wet Winter." *San Francisco Chronicle*, April 8, 2017, Web edition, sec. Local.
<http://www.sfchronicle.com/bayarea/article/California-s-huge-tree-die-off-expected-to-slow-11059513.php>.
- All Power Labs. "How Gasification Works." *All Power Labs*, 2017.
<http://www.allpowerlabs.com/gasification-explained>.
- Alotto, Piergiorgio, Massimo Guarnieri, and Federico Moro. "Redox Flow Batteries for the Storage of Renewable Energy: A Review." *Renewable and Sustainable Energy Reviews* 29 (January 2014): 325–35. doi:10.1016/j.rser.2013.08.001.
- Aman, M.M., K.H. Solangi, M.S. Hossain, A. Badarudin, G.B. Jasmon, H. Mokhlis, A.H.A. Bakar, and S.N Kazi. "A Review of Safety, Health and Environmental (SHE) Issues of Solar Energy System." *Renewable and Sustainable Energy Reviews* 41 (January 2015): 1190–1204. doi:10.1016/j.rser.2014.08.086.
- Amarakoon, Shanika, Jay Smith, and Brian Segal. "Application of Life-Cycle Assessment to Nanoscale Technology: Lithium-Ion Batteries for Electric Vehicles." DfE/ORD Li-Ion Batteries and Nanotechnology for Electric Vehicles Partnership. United States Environmental Protection Agency, April 24, 2013.
https://www.epa.gov/sites/production/files/2014-01/documents/lithium_batteries_lca.pdf.
- American Lung Association, Ricardo. "State of the Air 2016." American Lung Association, 2016.
<http://www.lung.org/local-content/california/documents/state-of-the-air/2016/sota-2016-full-report.pdf>.
- Andersen, Per Dannemand, Alexandra Bonou, Justine Beauson, and Povl Brøndsted. "Recycling of Wind Turbines." In *Dtu International Energy Report 2014*. Technical University of Denmark, 2014.
http://orbit.dtu.dk/fedora/objects/orbit:135159/datastreams/file_e2eb410f-0fa1-4704-8157-05f8cf683691/content.
- Anderson, Mark. "Potential Hazards at Both Ends of the Lithium-Ion Life Cycle." *IEEE Spectrum*, March 1, 2013. <http://spectrum.ieee.org/green-tech/fuel-cells/potential-hazards-at-both-ends-of-the-lithiumion-life-cycle>.
- Anderson-Teixeira, Kristina J., Adam D. Miller, Jacqueline E. Mohan, Tara W. Hudiburg, Benjamin D. Duval, and Evan H. DeLucia. "Altered Dynamics of Forest Recovery under a Changing Climate." *Global Change Biology* 19, no. 7 (July 2013): 2001–21. doi:10.1111/gcb.12194.

- Angwin, Peter A., Daniel R. Cluck, Paul J. Zambino, Brent W. Oblinger, and William C. Woodruff. "Hazard Tree Guidelines for Forest Service Facilities and Roads in the Pacific Southwest Region." *USDA Forest Service, Pacific Southwest Region, Report# RO 12*, no. 1 (2012).
- Anspaugh, L.R., and J.L. Hahn. "Human Health Implications of Geothermal Energy." Park City, Utah, 1979. <https://www.osti.gov/geothermal/servlets/purl/5946550>.
- "Aqua Metals." Business. *Aqua Metals*, 2017. <http://www.aquametals.com/>.
- ARB. "California Greenhouse Gas Emission Inventory - 2017 Edition." Government Agency Website. *California Environmental Protection Agency Air Resources Board*, June 2017. <https://www.arb.ca.gov/cc/inventory/data/data.htm>.
- ARB. "Short-Lived Climate Pollutant Reduction Strategy." California Air Resources Board, March 2017. https://www.arb.ca.gov/cc/shortlived/meetings/03142017/final_slcp_report.pdf.
- Arbabzadeh, Maryam, Jeremiah X. Johnson, Robert De Kleine, and Gregory A. Keoleian. "Vanadium Redox Flow Batteries to Reach Greenhouse Gas Emissions Targets in an off-Grid Configuration." *Applied Energy* 146 (May 2015): 397-408. doi:10.1016/j.apenergy.2015.02.005.
- Ascent Environmental, Inc. "Cabin Creek Biomass Facility Project: Final Environmental Impact Report," December 4, 2012. <http://energy.gov/nepa/ea-1957-cabin-creek-biomass-facility-placer-county-california>.
- ASTDR. "Medical Management Guidelines for Hydrogen Sulfide." *Agency for Toxic Substances and Disease Registry*, October 21, 2014. <https://www.atsdr.cdc.gov/mmg/mmg.asp?id=385&tid=67>.
- ATSDR. "Toxic Substances Portal: Formaldehyde." Government Agency Website. *Agency for Toxic Substances and Disease Registry*, October 21, 2014. <https://www.atsdr.cdc.gov/mmg/mmg.asp?id=216&tid=39>.
- ATSDR. "Toxic Substances Portal: Phenol." Government Agency Website. *Agency for Toxic Substances and Disease Registry*, September 2008. <https://www.atsdr.cdc.gov/phs/phs.asp?id=146&tid=27>.
- ATSDR. "Toxicology Profiles: Nickel." Government Agency Website. *Agency for Toxic Substances and Disease Registry*, August 2005. <https://www.atsdr.cdc.gov/phs/phs.asp?id=243&tid=44>.
- ATSDR. "Toxicology Profiles: Silver." Government Agency Website. *Agency for Toxic Substances and Disease Registry*, December 1990. <https://www.atsdr.cdc.gov/PHS/PHS.asp?id=537&tid=97>.
- ATSDR. "Toxicology Profiles: Tin." Government Agency Website. *Agency for Toxic Substances and Disease Registry*, August 2005. <https://www.atsdr.cdc.gov/phs/phs.asp?id=541&tid=98>.
- Babayigit, Aslihan, Dinh Duy Thanh, Anitha Ethirajan, Jean Manca, Marc Muller, Hans-Gerd Boyen, and Bert Conings. "Assessing the Toxicity of Pb- and Sn-Based Perovskite Solar Cells in Model Organism *Danio Rerio*." *Scientific Reports* 6, no. 1 (May 2016). doi:10.1038/srep18721.
- Babayigit, Aslihan, Anitha Ethirajan, Marc Muller, and Bert Conings. "Toxicity of Organometal Halide Perovskite Solar Cells." *Nature Materials* 15, no. 3 (2016): 247-251.

- Baffa, John, and Mark Hinrichs. "Flywheel Energy Storage System." San Diego Gas & Electric, October 2016.
file:///Users/loxfordbuck/Downloads/sdge_flywheel_energy_storage_report_033017_final.pdf.
- Bakane, Piyush A. "Overview of Extraction of Mineral/Metals with the Help of Geothermal Fluids." Stanford University, Stanford, California, 2013.
<http://large.stanford.edu/courses/2016/ph240/makalinao2/docs/bakane.pdf>.
- Barboza, Tony. "How a Battery Recycler Contaminated L.A.-Area Homes for Decades." *LA Times*, December 21, 2015, sec. Local. <http://www.latimes.com/local/lanow/la-me-exide-cleanup-story-so-far-20151121-story.html>.
- Barron-Gafford, Greg A., Rebecca L. Minor, Nathan A. Allen, Alex D. Cronin, Adria E. Brooks, and Mitchell A. Pavao-Zuckerman. "The Photovoltaic Heat Island Effect: Larger Solar Power Plants Increase Local Temperatures." *Scientific Reports* 6, no. 1 (December 2016).
doi:10.1038/srep35070.
- Bartridge, Jim, Melissa Jones, Eli Harland, and Judy Grau. "Draft 2016 Environmental Performance Report of California's Electrical Generation System." Staff Report. California Energy Commission, July 2016.
<https://efiling.energy.ca.gov/getdocument.aspx?tn=212338>.
- Battini, F., A. Agostini, A.K. Boulamanti, J. Giuntoli, and S. Amaducci. "Mitigating the Environmental Impacts of Milk Production via Anaerobic Digestion of Manure: Case Study of a Dairy Farm in the Po Valley." *Science of The Total Environment* 481 (May 2014): 196–208. doi:10.1016/j.scitotenv.2014.02.038.
- Bayer, Peter, Ladislaus Rybach, Philipp Blum, and Ralf Brauchler. "Review on Life Cycle Environmental Effects of Geothermal Power Generation." *Renewable and Sustainable Energy Reviews* 26 (October 2013): 446–63. doi:10.1016/j.rser.2013.05.039.
- Beckwith, M.A., and D.W. Boehm. "Compressed Air Energy Storage (CAES) Environmental Control Concerns and Program Plan." U.S. Department of Energy, June 1980.
<https://www.osti.gov/scitech/servlets/purl/5106163>.
- Bender, Donald. "Recommended Practices for the Safe Design and Operation of Flywheels." Sandia National Laboratories (SNL-CA), Livermore, CA (United States), 2015.
<http://www.sandia.gov/ess/publications/SAND2015-10759.pdf>.
- Berger, Sherri, Sarah Dun, Naida Gavrelis, Jenny Helmick, John Mann, Richard Nickle, Gary Perlman, et al. "Landfill Gas Primer - An Overview for Environmental Health Professionals." Department of Health and Human Services Agency for Toxic Substances and Disease Registry Division of Health Assessment and Consultation, November 2001.
<https://www.atsdr.cdc.gov/HAC/landfill/html/intro.html>.
- Bilotta, Gary S., Niall G. Burnside, Matthew D. Turley, Jeremy C. Gray, and Harriet G. Orr. "The Effects of Run-of-River Hydroelectric Power Schemes on Invertebrate Community Composition in Temperate Streams and Rivers." Edited by Louis-Felix Bersier. *PLOS ONE* 12, no. 2 (February 3, 2017): e0171634. doi:10.1371/journal.pone.0171634.
- Birdsall, Jaquelyn, Rob Williams, Bryan Jenkins, and Stephen Kafka. "Repowering Solid Fuel Biomass Electricity Generation." Final Project Report. California Biomass Collaborative / California Renewable Energy Collaborative, University of California, Davis, April 2012.

- Blakeslee, Sam, and Bill Toman. "CalWave Update." presented at the Offshore Renewable Energy Workshop, California Energy Commission, May 25, 2016.
- Bleiwas, Donald I. "Byproduct Mineral Commodities Used for the Production of Photovoltaic Cells." U.S. Department of the Interior, U.S. Geological Survey, 2010. <http://pubs.usgs.gov/circ/1365/>.
- Borchardt, Mark, Susan Spencer, Spencer Borchardt, Becky Larson, and Asli Ozkaynak. "Inactivation of Dairy Manure-Borne Pathogens by Anaerobic Digestion." University of Wisconsin, Madison, 2013. <https://www.documentcloud.org/documents/3227503-Inactivation-of-Dairy-Manure-Borne-Pathogens-by.html>.
- Bourcier, W. L., M. Lin, and G. Nix. *Recovery of Minerals and Metals from Geothermal Fluids*. United States. Department of Energy, 2005. <https://e-reports-ext.llnl.gov/pdf/324646.pdf>.
- Boztas, Senay. "Poo Power: Dutch Dairy Industry Launches €150m Biogas Project." *The Guardian*, November 2, 2016. <https://www.theguardian.com/sustainable-business/2016/nov/02/netherlands-europe-dairy-industry-agriculture-biogas-cows-manure-poo-power>.
- Branch of Industrial Minerals. "Crystalline Silica Primer." U.S. Department of the Interior, US Bureau of Mines, 1992.
- Brandt, A.R., G.A. Heath, E.A. Kort, F. O'Sullivan, G. Pétron, S.M. Jordaan, P. Tans, et al. "Methane Leaks from North American Natural Gas Systems." *Science* 343, no. 6172 (February 14, 2014): 733-35. doi:10.1126/science.1247045.
- Brinkman, Gregory, Jennie Jorgenson, and Marissa Hummon. "California 2030 Low Carbon Grid Study (LCGS): Phase I." National Renewable Energy Laboratory, 2014. http://lowcarbongrid2030.org/wp-content/uploads/2014/10/LCGS_PhaseI_NRELslides.pdf.
- Brown, Edmund G. "Proclamation of a State of Emergency." Executive Department, State of California, October 30, 2015. https://www.gov.ca.gov/docs/10.30.15_Tree_Mortality_State_of_Emergency.pdf.
- Brun, Emmanuelle, and European Agency for Safety and Health at Work, eds. *Green Jobs and Occupational Safety and Health: Foresight on New and Emerging Risks Associated with New Technologies by 2020; Report*. Luxembourg: Publ. Off. of the Europ. Union, 2013.
- Bryon, Jeffrey D., James D. Boyd, and Paul Kramer. "Ivanpah Solar Electric Generating System: Presiding Member's Proposed Decision." DOCKET NUMBER 07-AFC-5. California Energy Commission, August 2010. <http://www.circleofblue.org/wp-content/uploads/2010/09/California-Energy-Commission-Proposed-Ivanpah-Project-DecisionCEC-800-2010-004-PMPD.pdf>.
- Buchholz, Thomas, Matthew D. Hurteau, John Gunn, and David Saah. "A Global Meta-Analysis of Forest Bioenergy Greenhouse Gas Emission Accounting Studies." *GCB Bioenergy* 8, no. 2 (March 2016): 281-89. doi:10.1111/gcbb.12245.
- Bullis, Kevin. "Fracking for Geothermal Heat Instead of Gas." *MIT Technology Review*, October 21, 2013.

- Bundschuh, Jochen, and Jyoti Prakash Maity. "Geothermal Arsenic: Occurrence, Mobility and Environmental Implications." *Renewable and Sustainable Energy Reviews* 42 (February 2015): 1214-22. doi:10.1016/j.rser.2014.10.092.
- Bureau of Labor Statistics. "Occupational Outlook Handbook: Solar Photovoltaic Installers." Government Agency Website. *United States Department of Labor, Bureau of Labor Statistics*, December 17, 2015. <https://www.bls.gov/ooh/construction-and-extraction/solar-photovoltaic-installers.htm>.
- Bureau of Labor Statistics. "Occupational Outlook Handbook: Wind Turbine Technicians." Government Agency Website. *United States Department of Labor, Bureau of Labor Statistics*, December 17, 2015. <https://www.bls.gov/ooh/installation-maintenance-and-repair/wind-turbine-technicians.htm>.
- Burkhardt, John J., Garvin A. Heath, and Craig S. Turchi. "Life Cycle Assessment of a Parabolic Trough Concentrating Solar Power Plant and the Impacts of Key Design Alternatives." *Environmental Science & Technology* 45, no. 6 (March 15, 2011): 2457-64. doi:10.1021/es1033266.
- Burwen, Jason. Interview with Jason Burwen, Energy Storage Association. Phone, October 18, 2016.
- Bushberg, Jerrold T., Kenneth R. Foster, James B. Hatfield, Arthur Thansandote, and Richard A. Tell. "IEEE Committee on Man and Radiation—COMAR Technical Information Statement Radiofrequency Safety and Utility Smart Meters:" *Health Physics* 108, no. 3 (March 2015): 388-91. doi:10.1097/HP.0000000000000217.
- Buxton, O. M., S. W. Cain, S. P. O'Connor, J. H. Porter, J. F. Duffy, W. Wang, C. A. Czeisler, and S. A. Shea. "Adverse Metabolic Consequences in Humans of Prolonged Sleep Restriction Combined with Circadian Disruption." *Science Translational Medicine* 4, no. 129 (April 11, 2012): 129ra43-129ra43. doi:10.1126/scitranslmed.3003200.
- CAL FIRE - Office of the State Marshal. "Fire Operations for Photovoltaic Emergencies." CAL FIRE - Office of the State Marshal, November 2010. <http://osfm.fire.ca.gov/training/pdf/Photovoltaics/Fire%20Ops%20PV%20lo%20resl.pdf>.
- "California Forest Carbon Plan: Managing Our Forest Landscapes in a Changing Climate." Draft for Public Review. CalFire, California Natural Resources Agency, CalEPA, January 20, 2017.
- California Integrated Waste Management Board. "New and Emerging Conversion Technologies Report to the Legislature." Staff Report. California Environmental Protection Agency, Integrated Waste Management Board, June 2007. <http://www.calrecycle.ca.gov/Publications/Documents/Organics/44205016.pdf>.
- CalRecycle. "Attachment 1: Overall Framework for an Extended Producer Responsibility System in California," n.d.
- CalRecycle. "State of Recycling in California: Updated 2016." CalRecycle, February 2016. <http://www.calrecycle.ca.gov/Publications/Documents/1554/201601554.pdf>.
- Cardwell, Diane, and Clifford Krauss. "A Big Test for Big Batteries.pdf." *The New York Times*, January 14, 2017, sec. Energy & Environment.

- Carreras-Sospedra, Marc, Michael MacKinnon, Donald Dabdub, and Robert Williams. "Assessment of the Emissions and Energy Impacts of Biomass and Biogas Use in California." *Contract* 11 (2015): 307.
- Castro-Lopez, Natalia, and Chiung-Yu Hung. "Immune Response to Coccidioidomycosis and the Development of a Vaccine." *Microorganisms* 5, no. 1 (March 16, 2017): 13. doi:10.3390/microorganisms5010013.
- CCA. *Understanding the Evidence: Wind Turbine Noise*. Council of Canadian Academies, 2015. <http://www.deslibris.ca/ID/246309>.
- CDC. "Hydrofluoric Acid." Government Agency Website. *Centers for Disease Control and Prevention*, April 22, 2013. <https://emergency.cdc.gov/agent/hydrofluoricacid/basics/facts.asp>.
- CDC. "Morbidity and Mortality Weekly Report: Increase in Reported Coccidioidomycosis - United States, 1998-2011." Government Agency Website. *Centers for Disease Control and Prevention*, March 29, 2013. <https://www.cdc.gov/mmwr/preview/mmwrhtml/mm6212a1.htm>.
- CDC. "Valley Fever (Coccidioidomycosis)." Government Agency Website. *Centers for Disease Control and Prevention*, May 22, 2017. <https://www.cdc.gov/fungal/diseases/coccidioidomycosis/index.html>.
- CDFA. "California Agricultural Statistics Review 2015-2016." California Department of Food & Agriculture, 2016. <https://www.cdfa.ca.gov/statistics/PDFs/2016Report.pdf>.
- California Energy Commission. "Renewable Energy - Overview December 2016." California Energy Commission, December 2016. http://www.energy.ca.gov/renewables/tracking_progress/documents/renewable.pdf.
- California Energy Commission. "Total System Electric Generation." Government Agency Website. *California Energy Commission*, July 11, 2016. http://www.energy.ca.gov/almanac/electricity_data/total_system_power.html.
- Cempel, M., and G. Nikel. "Nickel: A Review of Its Sources and Environmental Toxicology." *Polish Journal of Environmental Studies* 15, no. 3 (2006): 375-382.
- Chabora, Ethan, and Ezra Zemach. "Desert Peak EGS Project." presented at the Geothermal Technologies Program 2013 Review, April 22, 2013. https://energy.gov/sites/prod/files/2014/02/f7/desert_peak_egs_peer2013.pdf.
- Chen, Ruoling, Li Wei, and Huaming Huang. "Mortality from Lung Cancer among Copper Miners." *British Journal of Industrial Medicine* 50, no. 6 (1993): 505-509.
- Chen, Weihong, Yuewei Liu, Haijiao Wang, Eva Hnizdo, Yi Sun, Liangping Su, Xiaokang Zhang, et al. "Long-Term Exposure to Silica Dust and Risk of Total and Cause-Specific Mortality in Chinese Workers: A Cohort Study." Edited by Naftali Kaminski. *PLoS Medicine* 9, no. 4 (April 17, 2012): e1001206. doi:10.1371/journal.pmed.1001206.
- Cherubini, Francesco, Glen P. Peters, Terje Berntsen, Anders H. Strømman, and Edgar Hertwich. "CO2 Emissions from Biomass Combustion for Bioenergy: Atmospheric Decay and Contribution to Global Warming: GLOBAL WARMING POTENTIAL OF CO2 FROM BIOENERGY." *GCB Bioenergy* 3, no. 5 (October 2011): 413-26. doi:10.1111/j.1757-1707.2011.01102.x.

- Ciang, Chia Chen, Jung-Ryul Lee, and Hyung-Joon Bang. "Structural Health Monitoring for a Wind Turbine System: A Review of Damage Detection Methods." *Measurement Science and Technology* 19, no. 12 (December 1, 2008): 122001. doi:10.1088/0957-0233/19/12/122001.
- Cohen, N, D Modai, A Khahil, and A Golik. "Acute Resin Phenol-Formaldehyde Intoxication: A Life Threatening Occupational Hazard." *Human Toxicology* 8, no. 3 (May 1989): 247-50.
- Committee on Budget and Fiscal Review. Senate Bill No. 859, Chapter 368, Pub. L. No. SB 859 (2016).
https://leginfo.legislature.ca.gov/faces/billNavClient.xhtml?bill_id=201520160SB859.
- Committee on Offshore Wind Farm Worker Safety. *Worker Health and Safety on Offshore Wind Farms*. Vol. 297. 2013016731. Transportation Research Board, 2013.
- Corbus, D. "Environmental, Health, and Safety Issues of Sodium-Sulfur Batteries for Electric and Hybrid Vehicles, Volume II: Battery Recycling and Disposal." National Renewable Energy Laboratory, 1992. <http://www.afdc.energy.gov/pdfs/2966.pdf>.
- Corbus, D. "Environmental, Health, and Safety Issues of Sodium-Sulfur Batteries for Electric and Hybrid Vehicles: Volume II: Battery Recycling and Disposal." National Renewable Energy Laboratory, September 1992. <http://www.nrel.gov/docs/legosti/old/4680.pdf>.
- Costello, Anthony, Mustafa Abbas, Adriana Allen, Sarah Ball, Sarah Bell, Richard Bellamy, Sharon Friel, et al. "Managing the Health Effects of Climate Change." *Lancet* 373 (May 16, 2009): 1693-733.
- Coyle. "The Not-So-Green Renewable Energy: Preventing Waste Disposal of Solar Photovoltaic (PV) Panels." *Golden Gate University Environmental Law Journal* 4, no. 2 Pacific Region Edition (January 2011).
<http://digitalcommons.law.ggu.edu/cgi/viewcontent.cgi?article=1064&context=gguelj>.
- Dale, Michael. "A Comparative Analysis of Energy Costs of Photovoltaic, Solar Thermal, and Wind Electricity Generation Technologies." *Applied Sciences* 3, no. 2 (March 25, 2013): 325-37. doi:10.3390/app3020325.
- Dandoy, Suzanne. "A Priority Rating System for Public Health Programs." *Public Health Reports* 105, no. 5 (1990): 463.
- Darling, Gene, and Kate Oliver. "Wood Dust and Occupational Asthma." Occupational Health Surveillance and Evaluation Program (OHSEP), Occupational Health Branch, California Department of Health Services, Labor Occupational Health Program (LOHP), Center for Occupational and Environmental Health, School of Public Health, University of California, Berkeley, January 2004.
<https://archive.cdph.ca.gov/programs/ohsep/Documents/wooddust.pdf>.
- Dayrit, Teresa. "Comparative Analysis of Environmental Impacts of Utility-Scale and Distributed Solar." Research Brief. PSE Healthy Energy, December 2016.
http://www.psehealthyenergy.org/data/Solar_Research_Brief_2016_.pdf.
- Decio, Ken. "Statewide Anaerobic Digester Facilities for the Treatment of Municipal Organic Solid Waste." Final Program Environmental Impact Report. California Department of Resources, Recycling, and Recovery, June 2011.

- Deemer, Bridget R., John A. Harrison, Siyue Li, Jake J. Beaulieu, Tonya DelSontro, Nathan Barros, José F. Bezerra-Neto, Stephen M. Powers, Marco A. dos Santos, and J. Arie Vonk. "Greenhouse Gas Emissions from Reservoir Water Surfaces: A New Global Synthesis." *BioScience* 66, no. 11 (November 1, 2016): 949–64. doi:10.1093/biosci/biw117.
- Department of Ecology, State of Washington. "Technical Support Document for Dairy Manure Anaerobic Digester Systems with Digester Gas Fueled Engine Generators." General Order of Approval. State of Washington, Department of Ecology, March 2012. http://www.ecy.wa.gov/programs/air/AOP_Permits/Boiler/TTODD/PDFs/FINAL_TSD_12_AQ-GO-01_Digesters.pdf.
- Department of Toxic Substances Control. "Management of Spent Lead Acid Batteries." California Department of Toxic Substances Control, December 2006. https://www.dtsc.ca.gov/HazardousWaste/upload/FS_DutyOfficer_LeadAcidBatteries1.pdf.
- DOE. "Energy Storage Safety Strategic Plan." U.S. Department of Energy Office of Electricity Delivery and Energy Reliability, December 2014. <https://energy.gov/sites/prod/files/2014/12/f19/OE%20Safety%20Strategic%20Plan%20December%202014.pdf>.
- Dolley, Thomas P., and Wallace P. Bolen. "U.S. Geological Survey Minerals Yearbook: Silica." U.S. Geological Survey, 2000. <https://minerals.usgs.gov/minerals/pubs/commodity/silica/780400.pdf>.
- Dore, Sabina, Danny L. Fry, Brandon M. Collins, Rodrigo Vargas, Robert A. York, and Scott L. Stephens. "Management Impacts on Carbon Dynamics in a Sierra Nevada Mixed Conifer Forest." *PLoS One* 11, no. 2 (2016): e0150256.
- Doughty, Collin, Linda Kelly, and John Mathias. "Bulk Energy Storage in California." Staff Paper. Supply Analysis Office Energy Assessments Division California Energy Commission, July 2016. <http://www.energy.ca.gov/2016publications/CEC-200-2016-006/CEC-200-2016-006.pdf>.
- Douwes, J., P. Thorne, N. Pearce, and D. Heederik. "Bioaerosol Health Effects and Exposure Assessment: Progress and Prospects." *The Annals of Occupational Hygiene* 47, no. 3 (April 2003): 187–200. doi:10.1093/annhyg/meg032.
- Driscoll, Charles T., Robert P. Mason, Hing Man Chan, Daniel J. Jacob, and Nicola Pirrone. "Mercury as a Global Pollutant: Sources, Pathways, and Effects." *Environmental Science & Technology* 47, no. 10 (May 21, 2013): 4967–83. doi:10.1021/es305071v.
- DTSC. "Universal Waste Fact Sheet." Department of Toxic Substances Control, January 2010. <https://www.dtsc.ca.gov/HazardousWaste/UniversalWaste/upload/UniversalWfactsheetfinal.pdf>.
- Dudka, Stanislaw, and Domy C. Adriano. "Environmental Impacts of Metal Ore Mining and Processing: A Review." *Journal of Environmental Quality* 26 (May 1997): 590–602.
- Dunn, J.B., L. Gaines, M. Barnes, J. Sullivan, and M. Wang. "Material and Energy Flows in the Materials Production, Assembly, and End-of-Life Stages of the Automotive Lithium-Ion Battery Life Cycle." Argonne, Energy Systems Division, September 2014. <https://greet.es.anl.gov/publication-lib-lca>.

- Eisenberg, Daniel A., Mengjing Yu, Carl W. Lam, Oladele A. Ogunseitan, and Julie M. Schoenung. "Comparative Alternative Materials Assessment to Screen Toxicity Hazards in the Life Cycle of CIGS Thin Film Photovoltaics." *Journal of Hazardous Materials* 260 (September 2013): 534-42. doi:10.1016/j.jhazmat.2013.06.007.
- Elkind, Ethan, Brian Washom, Jessica Intrator, Steven Weissman, Morgan Sawchuk, Emily Bartlett, Andris R. Abele, et al. "2020 Stratetic Analysis of Energy Storage in California." PIER Final Project Report. University of California, November 2011. <http://www.energy.ca.gov/2011publications/CEC-500-2011-047/CEC-500-2011-047.pdf>.
- Ellenbogen, Jeffrey M., Sheryl Grace, Wendy J. Heiger-Bernays, James F. Manwell, Dora Anne Mills, Kimberly A. Sullivan, and Marc G. Weisskopf. "Wind Turbine Health Impact Study: Report of Independent Expert Panel," January 2012. <http://www.mass.gov/eea/docs/dep/energy/wind/turbine-impact-study.pdf>.
- Energy and Environmental Analysis, Inc. "Biomass Combined Heat and Power Catalog of Technologies." U.S. Environmental Protection Agency Combined Heat and Power Partnership, September 2007. https://www.epa.gov/sites/production/files/2015-07/documents/biomass_combined_heat_and_power_catalog_of_technologies_v.1.1.pdf.
- Engelthaler, David M., Chandler C. Roe, Crystal M. Hepp, Marcus Teixeira, Elizabeth M. Driebe, James M. Schupp, Lalitha Gade, et al. "Local Population Structure and Patterns of Western Hemisphere Dispersal for *Coccidioides* Spp., the Fungal Cause of Valley Fever." *mBio* 7, no. 2 (May 4, 2016): e00550-16. doi:10.1128/mBio.00550-16.
- EPA. "Advancing Sustainable Materials Management: 2014 Fact Sheet Assessing Trends in Material Generation, Recycling, Composting, Combustion with Energy Recovery and Landfilling in the United States." U.S. Environmental Protection Agency, November 2016. https://www.epa.gov/sites/production/files/2016-11/documents/2014_smmfactsheet_508.pdf.
- EPA. "Chapter 5. Biomass Conversion Technologies." Biomass CHP Catalog. U.S. Environmental Protection Agency Combined Heat and Power Partnership, September 2007. https://www.epa.gov/sites/production/files/2015-07/documents/biomass_combined_heat_and_power_catalog_of_technologies_5._biomass_conversion_technologies.pdf.
- EPA. "Criteria Air Pollutants." Government Agency Website. *US EPA*, April 3, 2017. <https://www.epa.gov/criteria-air-pollutants>.
- EPA. "Inventory of U.S. Greenhouse Gas Emissions and Sinks: 1990-2014." U.S. Environmental Protection Agency, April 15, 2016. <https://www.epa.gov/sites/production/files/2016-04/documents/us-ghg-inventory-2016-main-text.pdf>.
- EPA. "Inventory of U.S. Greenhouse Gas Emissions and Sinks, 1990-2015." U.S. Environmental Protection Agency, April 15, 2017.
- EPA. "Profile of the Nonferrous Metals Industry." U.S. Environmental Protection Agency, September 1995. <https://nepis.epa.gov/Exe/ZyNET.exe/50000FOZ.TXT?ZyActionD=ZyDocument&Client=EPA&Index=1995+Thru+1999&Docs=&Query=&Time=&EndTime=&SearchMethod=1&TocRestrict=n&Toc=&TocEntry=&QField=&QFieldYear=&QFieldMonth=&QFieldDay=&IntQFieldOp=0&ExtQFieldOp=0&XmlQuery=&File=D%3A%5Czyfiles%5CIndex%20Data%5C95th>

ru99%5CTxt%5C0000003%5C50000FOZ.txt&User=ANONYMOUS&Password=anonymous &SortMethod=h%7C&MaximumDocuments=1&FuzzyDegree=0&ImageQuality=r75g8/r75g8/x150y150g16/i425&Display=hpfr&DefSeekPage=x&SearchBack=ZyActionL&Back=ZyActionS&BackDesc=Results%20page&MaximumPages=1&ZyEntry=1&SeekPage=x&ZyPURL.

- EPA. "Radiation Health Impacts." Government Agency Website. *US EPA Radiation Protection*, July 21, 2016. <https://www.epa.gov/radiation/radiation-health-effects>.
- EPA. "TENORM: Copper Mining and Production Wastes." Government Agency Website. *US EPA Radiation Protection*, September 14, 2016. <https://www.epa.gov/radiation/tenorm-copper-mining-and-production-wastes>.
- EPA Pacific Southwest, Region 9. "Waste to Biogas Mapping Tool." Government Agency Website. *United States Environmental Protection Agency*, February 22, 2016. <https://www3.epa.gov/region9/biogas/purpose.html>.
- EPRI. "Radio-Frequency Exposure Levels from Smart Meters: A Case Study of One Mode." Electric Power Research Institute, February 2011. <file:///Users/loxfordbuck/Downloads/000000000001022270.pdf>.
- ESA. "DAIRY MANURE DIGESTER AND CO-DIGESTER FACILITIES." Draft Environmental Impact Report. California Regional Water Quality Control Board, Central Valley Region, July 2010. <http://www.calrecycle.ca.gov/swfacilities/compostables/anaerobicdig/DairyDigDEIR.pdf>.
- EU-OSHA. *Occupational Safety and Health in the Wind Energy Sector European Risk Observatory: Report*. Luxembourg: European Agency for Safety and Health at Work, 2013. <http://bookshop.europa.eu/uri?target=EUB:NOTICE:TERO13008:EN:HTML>.
- Ezzati, M, AD Lopez, A Rodgers, and CJL Murray. "Comparative Quantification of Health Risks: Global and Regional Burden of Disease Attributable to Selected Major Risk Factors." Geneva: World Health Organization, 2004. www.who.int/healthinfo/global_burden_disease/cra/en/index.html.
- Fabini, Douglas. "Quantifying the Potential for Lead Pollution from Halide Perovskite Photovoltaics." *The Journal of Physical Chemistry Letters* 6, no. 18 (September 17, 2015): 3546-48. doi:10.1021/acs.jpcllett.5b01747.
- Fabrizi, Fabrizio. "Concentrated Solar Power: Environmental Impact." presented at the RENEWABLE ENERGY TRAINING PROGRAM MODULE 7, Washington D.C., July 11, 2012.
- Farboud, A, R Crunkhorn, and A Trinidad. "'Wind Turbine Syndrome': Fact or Fiction?" *The Journal of Laryngology & Otology* 127, no. 3 (March 2013): 222-26. doi:10.1017/S0022215112002964.
- Ferrazza, Francesca. "Crystalline Silicon: Manufacture and Properties." *Practical Handbook of Photovoltaics: Fundamentals and Applications*, 2012, 79.
- First Solar. *First Solar's Module Manufacturing Process*. Video. First Solar, 2016. <https://www.youtube.com/watch?v=DksYJqtNcX8>.
- Frank, Edward D, John L Sullivan, and Michael Q Wang. "Life Cycle Analysis of Geothermal Power Generation with Supercritical Carbon Dioxide." *Environmental Research Letters* 7, no. 3 (September 1, 2012): 34030. doi:10.1088/1748-9326/7/3/034030.

- Frankel, Todd C. "The Cobalt Pipeline." *Washington Post*, September 30, 2016, Web edition. <https://www.washingtonpost.com/graphics/business/batteries/congo-cobalt-mining-for-lithium-ion-battery/>.
- Fraunhofer Institute for Solar Energy Systems, ISE. "Photovoltaics Report." Freiburg, June 6, 2016. <https://www.ise.fraunhofer.de/de/downloads/pdf-files/aktuelles/photovoltaics-report-in-englischer-sprache.pdf>.
- Freddo, Alessia, Chao Cai, and Brian J. Reid. "Environmental Contextualisation of Potential Toxic Elements and Polycyclic Aromatic Hydrocarbons in Biochar." *Environmental Pollution* 171 (December 2012): 18–24. doi:10.1016/j.envpol.2012.07.009.
- Fripp, Matthias. "Switch: A Planning Tool for Power Systems with Large Shares of Intermittent Renewable Energy." *Environmental Science & Technology* 46, no. 11 (June 5, 2012): 6371–78. doi:10.1021/es204645c.
- Fthenakis, Vasilis. "Integrating Wind-Solar-CAES." Columbia University, 2010. http://www.clca.columbia.edu/CAES2workshop_proceedings.pdf.
- Fthenakis, Vasilis M. "Life Cycle Impact Analysis of Cadmium in CdTe PV Production." *Renewable and Sustainable Energy Reviews* 8, no. 4 (August 2004): 303–34. doi:10.1016/j.rser.2003.12.001.
- Fthenakis. "Life Cycle Impact Analysis of Cadmium in CdTe PV Production." *Renewable and Sustainable Energy Reviews* 8, no. 4 (August 2004): 303–34. doi:10.1016/j.rser.2003.12.001.
- Fthenakis, Vasilis M., Hyung Chul Kim, and Erik Alsema. "Emissions from Photovoltaic Life Cycles." *Environmental Science & Technology* 42, no. 6 (March 2008): 2168–74. doi:10.1021/es071763q.
- Fthenakis, Vasilis, Wenming Wang, and Hyung Chul Kim. "Life Cycle Inventory Analysis of the Production of Metals Used in Photovoltaics." *Renewable and Sustainable Energy Reviews* 13, no. 3 (April 2009): 493–517. doi:10.1016/j.rser.2007.11.012.
- Fthenakis, Vasilis, and Yuanhao Yu. "Analysis of the Potential for a Heat Island Effect in Large Solar Farms." In *2013 IEEE 39th Photovoltaic Specialists Conference (PVSC)*, 3362–3366. IEEE, 2013. http://ieeexplore.ieee.org/xpls/abs_all.jsp?arnumber=6745171.
- Fthenakis, Vasilis, and Ken Zweibel. "CdTe PV: Real and Perceived EHS Risks." In *Prepared for the NCPV and Solar Program Review Meeting*, 5–28, 2003. http://www.bollettinoadapt.it/old/files/document/4184paper_05_2003.pdf.
- Fusi, Alessandra, Jacopo Bacenetti, Marco Fiala, and Adisa Azapagic. "Life Cycle Environmental Impacts of Electricity from Biogas Produced by Anaerobic Digestion." *Frontiers in Bioengineering and Biotechnology* 4 (March 11, 2016). doi:10.3389/fbioe.2016.00026.
- Gabbatt, Adam. "Swiss Geothermal Power Plan Abandoned after Quakes Hit Basel." *The Guardian*, December 15, 2009, Switzerland edition. <https://www.theguardian.com/world/2009/dec/15/swiss-geothermal-power-earthquakes-basel>.
- Gaines, Linda. "Life cycle Analysis of Li-Ion Batteries an End-of-Life Issues." presented at the ENV-Vision, Washington, D.C., May 10, 2016. <http://www.epri.com/Documents/ENV-Vision/EMERGING%20AND%20CROSS->

- CUTTING%20ISSUES/Environmental%20Considerations%20of%20Grid%20Scale%20Battery%20Storage/Linda%20Gaines_Argonne%20Laboratory.pdf.
- GEA. "Online California Geothermal Power Plants." Geothermal Energy Association, 2011. http://www.geo-energy.org/pdf/CAplants_all3.11.pdf.
- GEI Consultants. "Eagle Mountain Pumped Storage Project Draft Environmental Impact Report Volume I." State Water Resources Control Board, July 2010. http://www.waterboards.ca.gov/waterrights/water_issues/programs/water_quality_cert/docs/eagle_mountain_pumped_ferc13123/2_eagltmnt_deir_voll_2.pdf.
- Gibon, Thomas, Edgar G Hertwich, Anders Arvesen, Bhawna Singh, and Francesca Verones. "Health Benefits, Ecological Threats of Low-Carbon Electricity." *Environmental Research Letters* 12, no. 3 (March 1, 2017): 34023. doi:10.1088/1748-9326/aa6047.
- Glanz, James. "Geothermal Project in California Is Shut Down." *New York Times*, December 11, 2009, sec. Environment.
- Glassley, William. Interview with William Glassley of the California Geothermal Energy Alliance. Conference Call, December 12, 2016.
- Gold, Deborah. Interview with Deborah Gold, California Division of Occupational Safety and Health. Phone, February 27, 2017.
- Goldman, Chuck, Roger Levy, and Janie Page. "Smart Meters: Health and Safety Issues." presented at the Michigan Public Service Commission, Staff Working Session, March 12, 2011.
- Goonan, Thomas G. "Vanadium Recycling in the United States in 2004." U.S. GEOLOGICAL SURVEY CIRCULAR. U.S. Department of the Interior, U.S. Geological Survey, 2004. https://pubs.usgs.gov/circ/circ1196-S/pdf/FINAL4WEB_CIRC1196-S_Ver1_1.pdf.
- Gordon, Scott. "What Manure Digesters Can and Can't Do." *WisContext*, November 30, 2016. <https://www.wiscontext.org/what-manure-digesters-can-and-cant-do>.
- Grady, Kevin C., and Stephen C. Hart. "Influences of Thinning, Prescribed Burning, and Wildfire on Soil Processes and Properties in Southwestern Ponderosa Pine Forests: A Retrospective Study." *Forest Ecology and Management* 234, no. 1-3 (October 2006): 123-35. doi:10.1016/j.foreco.2006.06.031.
- GRC. "The Geysers Geothermal Field: Update 1990-2010." Special Report. Geothermal Resources Council, 2010.
- GreenScreen. "GreenScreen for Safer Chemicals." Industry. *GreenScreen for Safer Chemicals*, 2017. <https://www.greenscreenchemicals.org/>.
- Groom, Nicholas. "Prison Labor Helps U.S. Solar Company Manufacture at Home." *Reuters*. June 10, 2015, Online edition. <http://www.reuters.com/article/us-solar-prison-suniva-insight-idUSKBN0OQ0DT20150610>.
- Grosse, Yann, Dana Loomis, Kathryn Z. Guyton, Béatrice Lauby-Secretan, Fatiha El Ghissassi, Véronique Bouvard, Lamia Benbrahim-Tallaa, et al. "Carcinogenicity of Fluoro-Edenite, Silicon Carbide Fibres and Whiskers, and Carbon Nanotubes." *Lancet Oncology* 15, no. 13 (2014): 1427.

- Grubelich, Mark C., Stephen J. Bauer, and Paul W. Cooper. "Potential Hazards of Compressed Air Energy Storage in Depleted Natural Gas Reservoirs." Sandia National Laboratories, September 2011. <http://prod.sandia.gov/techlib/access-control.cgi/2011/115930.pdf>.
- Gu, Chaokang. Chaokang Gu on Vanadium Redox Flow Batteries. English, May 9, 2017.
- Hahn, Berthold, Michael Durstewitz, and Kurt Rohrig. "Reliability of Wind Turbines." *Wind Energy*, 2007, 329–332.
- Hamilton, James. "Careers in Solar Power." Government Agency Website. *United States Department of Labor, Bureau of Labor Statistics*, n.d. https://www.bls.gov/green/solar_power/.
- Hanafi, Jessica, and Anthony Riman. "Life Cycle Assessment of a Mini Hydro Power Plant in Indonesia: A Case Study in Karai River." *Procedia CIRP* 29 (2015): 444–49. doi:10.1016/j.procir.2015.02.160.
- Hanle, Lisa J., Kamala R. Jayaraman, and Joshua S. Smith. "CO2 Emissions Profile of the U.S. Cement Industry." Clearwater, FL: U.S. Environmental Protection Agency, 2004. <https://www3.epa.gov/ttnchie1/conference/ei13/ghg/hanle.pdf>.
- Haque, Nawshad, Anthony Hughes, Seng Lim, and Chris Vernon. "Rare Earth Elements: Overview of Mining, Mineralogy, Uses, Sustainability and Environmental Impact." *Resources* 3, no. 4 (October 29, 2014): 614–35. doi:10.3390/resources3040614.
- Harney, Joshua M., Anna-Binney McCague, Kristin J. Cummings, and Jean Cox-Ganser. "Evaluation of Styrene and Dust Exposures and Health Effects during Fiberglass-Reinforced Wind Turbine Blade Manufacturing." Health Hazard Evaluation Report. U.S. Department of Health and Human Services Centers for Disease Control and Prevention National Institute for Occupational Safety and Health, August 2016. <https://www.cdc.gov/niosh/hhe/reports/pdfs/2013-0056-3256.pdf>.
- Hart, Sarah J., Tania Schoennagel, Thomas T. Veblen, and Teresa B. Chapman. "Area Burned in the Western United States Is Unaffected by Recent Mountain Pine Beetle Outbreaks." *Proceedings of the National Academy of Sciences* 112, no. 14 (April 7, 2015): 4375–80. doi:10.1073/pnas.1424037112.
- Heaney, Christopher D., Steve Wing, Robert L. Campbell, David Caldwell, Barbara Hopkins, David Richardson, and Karin Yeatts. "Relation between Malodor, Ambient Hydrogen Sulfide, and Health in a Community Bordering a Landfill." *Environmental Research* 111, no. 6 (August 2011): 847–52. doi:10.1016/j.envres.2011.05.021.
- Hendrickson, Thomas P, Olga Kavvada, Nihar Shah, Roger Sathre, and Corinne D Scown. "Life-Cycle Implications and Supply Chain Logistics of Electric Vehicle Battery Recycling in California." *Environmental Research Letters* 10, no. 1 (January 1, 2015): 14011. doi:10.1088/1748-9326/10/1/014011.
- Hertwich, Edgar G., Jacqueline Aloisi de Lardere, and Sangwon Suh. "Green Energy Choices: The Benefits, Risks, and Trade-Offs of Low-Carbon Technologies for Electricity Production." United Nations Environment Programme, 2016. http://www.unep.org/resourcepanel/Portals/50244/publications/Summary_for_Policy_Makers_GHG_I.pdf.

- Hicke, Jeffrey A., Morris C. Johnson, Jane L. Hayes, and Haiganoush K. Preisler. "Effects of Bark Beetle-Caused Tree Mortality on Wildfire." *Forest Ecology and Management* 271 (May 2012): 81-90. doi:10.1016/j.foreco.2012.02.005.
- Hiremath, Mitavachan, Karen Derendorf, and Thomas Vogt. "Comparative Life Cycle Assessment of Battery Storage Systems for Stationary Applications." *Environmental Science & Technology* 49, no. 8 (April 21, 2015): 4825-33. doi:10.1021/es504572q.
- Ho, C.K., C.A. Sims, and J.M. Christian. "Evaluation of Glare at the Ivanpah Solar Electric Generating System." *Energy Procedia* 69 (May 2015): 1296-1305. doi:10.1016/j.egypro.2015.03.150.
- Ho, Clifford K., Cheryl M. Ghanbari, and Richard B. Diver. "Methodology to Assess Potential Glint and Glare Hazards from Concentrating Solar Power Plants: Analytical Models and Experimental Validation." *Journal of Solar Energy Engineering* 133, no. 3 (2011): 31021.
- Ho, Clifford K., and Siri S. Khalsa. "Hazard Analysis and Web-Based Tool for Evaluating Glint and Glare from Solar Collector Systems." presented at the Solar PACES 2010, Perpignan, France, September 21, 2010. https://share.sandia.gov/phlux/static/references/glint-glare/Glare_SolarPACES2010_v2.pdf.
- Hodal, Kate. "Death Metal: Tin Mining in Indonesia." *The Guardian*, November 23, 2012. <https://www.theguardian.com/environment/2012/nov/23/tin-mining-indonesia-bangka>.
- Hogan, Michael. "The Secret to Low-Water-Use, High-Efficiency Concentrating Solar Power." *Think Progress*, April 29, 2009. <http://thinkprogress.org/climate/2009/04/29/204025/csp-concentrating-solar-power-heller-water-use>.
- Hoppin, Polly, and Molly Jacobs. "Wood Biomass for Heat & Power: Addressing Public Health Impacts, Summary of a 2011 Symposium." Massachusetts Medical Society in Waltham, Massachusetts: Lowell Center for Sustainable Production University of Massachusetts Lowell, 2012. <http://www.sustainableproduction.org/downloads/WoodBiomassSymposium-Full-Final.pdf>.
- Hovensa. "Material Safety Data Sheet: Sulfur." Materials Safety Data Sheet, 2012. <http://westliberty.edu/health-and-safety/files/2012/08/Sulfur.pdf>.
- Hudiburg, Tara W., Beverly E. Law, Christian Wirth, and Sebastiaan Luysaert. "Regional Carbon Dioxide Implications of Forest Bioenergy Production." *Nature Climate Change* 1, no. 8 (October 23, 2011): 419-23. doi:10.1038/nclimate1264.
- Hurteau, Matthew, and Malcolm North. "Fuel Treatment Effects on Tree-Based Forest Carbon Storage and Emissions under Modeled Wildfire Scenarios." *Frontiers in Ecology and the Environment* 7, no. 8 (October 2009): 409-14. doi:10.1890/080049.
- Hutton, M. "Human Health Concerns of Lead, Mercury, Cadmium, and Arsenic." In *Lead, Mercury, Cadmium, and Arsenic in the Environment*. John Wiley & Sons Ltd., 1987. https://dgc.carnegiescience.edu/SCOPE/SCOPE_31/SCOPE_31_2.01_Chapter6_53-68.pdf.
- IARC. "Cadmium and Cadmium Compounds." Monograph. International Agency for Research on Cancer, 2012. <https://monographs.iarc.fr/ENG/Monographs/vol100C/mono100C-8.pdf>.

- IARC. "Chemical Agents and Related Occupations: A Review of Human Carcinogens." Lyon, France: International Agency for Research on Cancer, 2012. https://www.ncbi.nlm.nih.gov/books/NBK304416/pdf/Bookshelf_NBK304416.pdf.
- IARC. "Non-Ionizing Radiation Part II: Radiofrequency Electromagnetic Fields." IARC Monographs. Lyon, France, 2013. <https://monographs.iarc.fr/ENG/Monographs/vol102/mono102.pdf>.
- IHME. "Global Burden of Disease (GBD)." Seattle, WA: Institute for Health Metrics and Evaluation, University of Washington, 2015. <http://www.healthdata.org/gbd>.
- ILA. "Lead Uses - Statistics." *International Lead Association*, 2012. <http://www.ila-lead.org/lead-facts/lead-uses--statistics>.
- International Energy Agency. "Technology Roadmap: Solar Thermal Electricity" 2014 Edition (2014). https://www.iea.org/publications/freepublications/publication/TechnologyRoadmapSolarThermalElectricity_2014edition.pdf.
- Iovenko, Chris. "Toxic Dust from a Dying California Lake." *The Atlantic*, November 9, 2015. <https://www.theatlantic.com/science/archive/2015/11/the-airborne-toxic-lake-event/414888/>.
- IPCC. "Climate Change 2013: The Physical Science Basis. Contribution of Working Group I to the Fifth Assessment Report of the Intergovernmental Panel on Climate Change." Working Group I to the Fifth Assessment Report of the Intergovernmental Panel on Climate Change, 2013. https://www.ipcc.ch/report/ar5/wg1/citation/WGIAR5_Citations_FinalRev1.pdf.
- Ives, Mike. "Boom in Mining Rare Earths Poses Mounting Toxic Risks." University. *Yale Environment 360*, January 28, 2013. http://e360.yale.edu/features/boom_in_mining_rare_earths_poses_mounting_toxic_risks.
- Jacobson, Arne. Interview with Arne Jacobson, Humboldt State University. Phone, October 17, 2016.
- Jamasmie, Cecilia. "Molycorp Shuts Down Mountain Pass Rare Earth Plant." *Mining.com*, August 26, 2015.
- Joint Center for Political and Economic Studies, San Joaquin Valley Place Matters Team, Center on Human Needs, Virginia Commonwealth University, and Virginia Network for Geospatial Health Research. "Place Matters for Health in the San Joaquin Valley: Ensuring Opportunities for Good Health for All, A Report on Health Inequities in the San Joaquin Valley." Washington, DC: Joint Center for Political and Economic Studies, March 2012. <https://www.fresnostate.edu/chhs/cvhpi/documents/cvhpi-jointcenter-sanjoaquin.pdf>.
- Jones, Betony, Peter Philips, and Carol Zabin. "The Link Between Good Jobs and a Low Carbon Future: Evidence from California's Renewables Portfolio Standard, 2002—2015." DONALD VIAL CENTER ON EMPLOYMENT IN THE GREEN ECONOMY Center for Labor Research and Education University of California, Berkeley, July 2016. <http://laborcenter.berkeley.edu/pdf/2016/Link-Between-Good-Jobs-and-a-Low-Carbon-Future.pdf>.

- Jones, Betony, and Carol Zabin. "Are Solar Energy Jobs Good Jobs?" University. *UC Berkeley Labor Center*, July 2, 2015. <http://laborcenter.berkeley.edu/are-solar-energy-jobs-good-jobs/>.
- Kane, Mike, and Elaine Sison-Lebrilla. "Statewide Small Hydropower Resource Assessment." PIER Final Project Report. Navigant Consulting, Inc., June 2006.
- Kang, Daniel Hsing Po, Mengjun Chen, and Oladele A. Ogunseitan. "Potential Environmental and Human Health Impacts of Rechargeable Lithium Batteries in Electronic Waste." *Environmental Science & Technology* 47, no. 10 (May 21, 2013): 5495–5503. doi:10.1021/es400614y.
- Kavalec, Chris, Nick Fugate, Cary Garcia, Asish Gautam, and Mehrzad Soltani Nia. "California Energy Demand 2016-2026, Revised Electricity Forecast, Volume 1: Statewide Electricity Demand and Energy Efficiency." Staff Report. Electricity and Natural Gas Demand Forecast. California Energy Commission, January 2016. http://docketpublic.energy.ca.gov/PublicDocuments/15-IEPR-03/TN207439_20160115T152221_California_Energy_Demand_20162026_Revised_Electricity_Forecast.pdf.
- Kibler, Kelly M., and Desiree D. Tullos. "Cumulative Biophysical Impact of Small and Large Hydropower Development in Nu River, China: Biophysical Impact of Small and Large Hydropower." *Water Resources Research* 49, no. 6 (June 2013): 3104–18. doi:10.1002/wrcr.20243.
- King, Bradley S., Kristin Musolin, Diana Ceballos, Scott E. Brueck, and Catherine Beaucham. "Evaluation of Employees' Exposure to Lead, Noise, and Heat at an Automotive Lead-Acid Battery Recycling Center." Health Hazard Evaluation Report. U.S. Department of Health and Human Services Centers for Disease Control and Prevention National Institute for Occupational Safety and Health, October 2014. <https://www.cdc.gov/niosh/hhe/reports/pdfs/2012-0071-3224.pdf>.
- Klise, Geoffrey T., Vincent C. Tidwell, Marissa D. Reno, Barbara D. Moreland, Katie M. Zemlick, and Jordan Macknick. "Water Use and Supply Concerns for Utility-Scale Solar Projects in the Southwestern United States." *SAND2013-5238. Sandia National Laboratories*, 2013. <http://citeseerx.ist.psu.edu/viewdoc/download?doi=10.1.1.490.1952&rep=rep1&type=pdf>.
- Kołtowski, Michał, and Patryk Oleszczuk. "Toxicity of Biochars after Polycyclic Aromatic Hydrocarbons Removal by Thermal Treatment." *Ecological Engineering* 75 (February 2015): 79–85. doi:10.1016/j.ecoleng.2014.11.004.
- Korepp, C., W. Kern, E.A. Lanzer, P.R. Raimann, J.O. Besenhard, M.H. Yang, K.C. Moller, D.T. Shieh, and M. Winter. "Isocyanate Compounds as Electrolyte Additives for Lithium-Ion Batteries." *Journal of Power Sources* 174, no. 2 (December 6, 2007): 387–93.
- Krueger, Lisa. "Overview of First Solar's Module Collection and Recycling Program." presented at the First Solar, n.d.
- Kuratsune, Masanori, Shinkan Tokudome, Takayuki Shirakusa, Minoru Yoshida, Yukihiko Tokumitsu, Takao Hayano, and Mieko Seita. "Occupational Lung Cancer among Copper Smelters." *International Journal of Cancer* 13, no. 4 (April 15, 1974). doi:10.1002/ijc.2910130415.

- Lara, Ricardo. Senate Bill 1383- Short-lived climate pollutants: methane emissions: dairy and livestock: organic waste: landfills, Pub. L. No. SB 1383 (2016).
- Leslie, Jacques. "Op-Ed A Beneficial Way to Dispose of the Sierra's Lost Trees: Use Them for Energy." *LA Times*, March 17, 2017.
- Levin, Julia. Interview with Julia Levin, Bioenergy Association of California. In Person, September 9, 2016.
- Levitan, Dave. "As Small Hydropower Expands, So Does Caution on Its Impacts." *Yale Environment 360*, August 4, 2014.
http://e360.yale.edu/features/as_small_hydropower_expands_so_does_caution_on_its_impacts.
- Little Hoover Commission. "Salton Sea Action Report." Little Hoover Commission Letter Report. Little Hoover Commission, September 2015.
- Litvintseva, Anastasia P., Nicola Marsden-Haug, Steven Hurst, Heather Hill, Lalitha Gade, Elizabeth M. Driebe, Cindy Ralston, et al. "Valley Fever: Finding New Places for an Old Disease: *Coccidioides Immitis* Found in Washington State Soil Associated with Recent Human Infection." *Clinical Infectious Diseases* 60, no. 1 (January 1, 2015): e1-3.
 doi:10.1093/cid/ciu681.
- Liu, Haichang, and Jihai Jiang. "Flywheel Energy storage—An Upswing Technology for Energy Sustainability." *Energy and Buildings* 39, no. 5 (May 2007): 599-604.
 doi:10.1016/j.enbuild.2006.10.001.
- Long, Jane, and Miriam John. "California's Energy Future: The View to 2050." Summary Report. California Council on Science and Technology, May 2011.
<http://ccst.us/publications/2011/2011energy.pdf>.
- Macknick, J, R Newmark, G Heath, and K C Hallett. "Operational Water Consumption and Withdrawal Factors for Electricity Generating Technologies: A Review of Existing Literature." *Environmental Research Letters* 7, no. 4 (December 1, 2012): 45802.
 doi:10.1088/1748-9326/7/4/045802.
- Maizlish, N, N Linesch, and J Woodcock. "Health and Greenhouse Gas Mitigation Benefits of Ambitious Expansion of Cycling, Walking, and Transit in California." *J Transp Health*, 2017. doi:<http://dx.doi.org/10.1016/j.jth.2017.04.11>.
- Martin, Stephen Claude, and Claude Larivière. "Community Health Risk Assessment of Primary Aluminum Smelter Emissions." *Journal of Occupational and Environmental Medicine* 56 (May 2014): S33-39. doi:10.1097/JOM.000000000000135.
- Materna, Barbara L., Jason A. Wilken, Gail Sondermeyer, Vugia Duc, Rebecca Laws, and Jennifer McNary. Interview with CDPH RE: *Coccidioidomycosis*. In Person, August 24, 2016.
- McCann, Duncan, and Annelaure Wittmann. "E-Waste Prevention, Take-Back System Design and Policy Approaches." Step Green Paper Series. United Nations University, February 13, 2015. <http://www.step-initiative.org/publications.html>.
- McKeon, Brian B., Jun Furukawa, and Scott Fenstermacher. "Advanced Lead Acid Batteries and the Development of Grid-Scale Energy Storage Systems." *Proceedings of the IEEE* 102, no. 6 (June 2014): 951-63. doi:10.1109/JPROC.2014.2316823.

- McMichael, Anthony J., Rosalie E. Woodruff, and Simon Hales. "Climate Change and Human Health: Present and Future Risks." *The Lancet* 367, no. 9513 (2006): 859-869.
- Meerlo, Peter, Andrea Sgoifo, and Deborah Suchecki. "Restricted and Disrupted Sleep: Effects on Autonomic Function, Neuroendocrine Stress Systems and Stress Responsivity." *Sleep Medicine Reviews* 12, no. 3 (June 2008): 197-210. doi:10.1016/j.smrv.2007.07.007.
- Mehos, Mark, Craig Turchi, Judith Vidal, Michael Wagner, Clifford K. Ho, William Kolb, Charles Andraka, and Alan Kruiuzenga. "Concentrating Solar Power Gen3 Demonstration Roadmap." Technical Report. National Renewable Energy Laboratory, January 2017. <http://www.nrel.gov/docs/fy17osti/67464.pdf>.
- Meigs, Garrett W, Harold S J Zald, John L Campbell, William S Keeton, and Robert E Kennedy. "Do Insect Outbreaks Reduce the Severity of Subsequent Forest Fires?" *Environmental Research Letters* 11, no. 4 (April 1, 2016): 45008. doi:10.1088/1748-9326/11/4/045008.
- Merget, R., T. Bauer, H. Kupper, S. Philippou, H. Bauer, R. Breitstadt, and T. Bruening. "Health Hazards due to the Inhalation of Amorphous Silica." *Archives of Toxicology* 75, no. 11-12 (January 2002): 625-34. doi:10.1007/s002040100266.
- Merlo, D. F., S. Garattini, U. Gelatti, C. Simonati, L. Covolo, M. Ceppi, and F. Donato. "A Mortality Cohort Study among Workers in a Graphite Electrode Production Plant in Italy." *Occupational and Environmental Medicine* 61, no. 2 (2004): e9-e9.
- Meyer, P, M Brown, and H Falk. "Global Approach to Reducing Lead Exposure and Poisoning." *Mutation Research/Reviews in Mutation Research* 659, no. 1-2 (July 2008): 166-75. doi:10.1016/j.mrrev.2008.03.003.
- Mikolajczak, Celina, Michael Kahn, Kevin White, and Richard Thomas Long. *Lithium-Ion Batteries Hazard and Use Assessment*. Springer New York, 2011.
- Minnesota Department of Health. "Silica Sand Mining & the Environment." Minnesota Department of Health, Site Assessment and Consultation Unit, June 2014. <http://www.health.state.mn.us/divs/eh/hazardous/topics/silica/ssmenviro.pdf>.
- Monning, Bill. Senate Bill No. 489 CHAPTER 419, Pub. L. No. SB 489, § Chapter 6.5, Division 20 Health and Safety Code (2015).
- Morrison, Geoffrey M., Sonia Yeh, Anthony R. Eggert, Christopher Yang, James H. Nelson, Jeffery B. Greenblatt, Raphael Isaac, et al. "Comparison of Low-Carbon Pathways for California." *Climatic Change* 131, no. 4 (August 2015): 545-57. doi:10.1007/s10584-015-1403-5.
- Mudd, Garvin M., and Bonnie J. Glaister. "The Environmental Costs of Platinum-PGM Mining: An Excellent Case Study in Sustainable Mining." Canadian Metallurgical Society, Sudbury, Ontario, Canada, 2009. <http://users.monash.edu.au/~gmudd/files/2009-CMS-02-Platinum-PGMs-v-Sust.pdf>.
- Mulloy, Karen B., Steven A. Sumner, Cecile Rose, George A. Conway, Stephen J. Reynolds, Margaret E. Davidson, Donna S. Heidel, and Peter M. Layde. "Renewable Energy and Occupational Health and Safety Research Directions: A White Paper from the Energy Summit, Denver Colorado, April 11-13, 2011: Renewable Energy: OHS Research Directions." *American Journal of Industrial Medicine*, August 2013, n/a-n/a. doi:10.1002/ajim.22184.
- Mulvaney, Dustin. Comments and Edit on Solar PV Chapter. Written, June 9, 2017.

- Mulvaney, Dustin. Interview with Dustin Mulvaney. Conference Call, August 26, 2016.
- Mulvaney, Dustin. "Solar Energy Isn't Always as Green as You Think." *IEEE Spectrum*, November 13, 2014. <http://spectrum.ieee.org/green-tech/solar/solar-energy-isnt-always-as-green-as-you-think>.
- Mulvaney, Dustin, Vicki Bolam, Monica Cendejas, Sheila Davis, Lauren Omelas, Simon Kim, Serena Mau, et al. "Toward a Just and Sustainable Solar Energy Industry." *San Jose: Silicon Valley Toxics Coalition*, 2009. <http://staging.community-wealth.org/sites/clone.community-wealth.org/files/downloads/paper-mulvaney-et-al.pdf>.
- Murray, Christopher J.L., Theo Vos, Rafael Lanzano, Mohsen Naghavi, Abraham D. Flaxman, Catherine Michaud, Majid Ezzati, Kenji Shibuya, Joshua A. Solomon, and et al. "Disability-Adjusted Life Years (DALYs) for 291 Diseases and Injuries in 21 Regions, 1990–2010: A Systematic Analysis for the Global Burden of Disease Study 2010." *Lancet* 380 (2012): 2197–2223.
- Nadhim, Evan, Carol Hon, Bo Xia, Ian Stewart, and Dongping Fang. "Falls from Height in the Construction Industry: A Critical Review of the Scientific Literature." *International Journal of Environmental Research and Public Health* 13, no. 7 (June 28, 2016): 638. doi:10.3390/ijerph13070638.
- National Geographic. "Geothermal Energy." *National Geographic*, 2013. <https://www.nationalgeographic.org/encyclopedia/geothermal-energy/>.
- National Library of Medicine. "Dimethyl Sulfoxide: Human Health Effects." Toxicology Data Network, April 16, 2015. <https://toxnet.nlm.nih.gov/cgi-bin/sis/search/a?dbs+hsdb:@term+@DOCNO+80>.
- Navigant. "Recommendations for a Bioenergy Plan for California." California Energy Commission, April 2006. <https://mail.google.com/mail/u/0/#inbox/15bb52ff092e9609>.
- Nedjalkov, Antonio, Jan Meyer, Michael Köhring, Alexander Doering, Martin Angelmahr, Sebastian Dahle, Andreas Sander, Axel Fischer, and Wolfgang Schade. "Toxic Gas Emissions from Damaged Lithium Ion Batteries—Analysis and Safety Enhancement Solution." *Batteries* 2, no. 1 (March 7, 2016): 5. doi:10.3390/batteries2010005.
- NGK. "Cause of NAS Battery Fire Incident, Safety Enhancement Measures and Resumption of Operations." NGK, June 7, 2012. <http://www.ngk.co.jp/english/news/2012/0607.html>.
- NIOSH. "Adult Blood Lead Epidemiology & Surveillance (ABLES): ABLES Data." Government Agency Website. *National Institute for Occupational Safety and Health*, January 30, 2017. <https://www.cdc.gov/niosh/topics/ables/data.html>.
- NIOSH. "Cadmium Dust (as Cd)." Government Agency Website. *National Institute for Occupational Safety and Health*, April 11, 2016. <https://www.cdc.gov/niosh/npg/npgd0087.html>.
- NIOSH. "Isocyanates." Government Agency Website. *Workplace Safety and Health Topics*, November 10, 2014. <https://www.cdc.gov/niosh/topics/isocyanates/>.
- NIOSH. "Lead: Information for Workers." Government Agency Website. *National Institute for Occupational Safety and Health*, April 19, 2017. <https://www.cdc.gov/niosh/topics/lead/health.html>.

- NIOSH. "Methylamine." Government Agency Website. *National Institute for Occupational Safety and Health*, December 4, 2014. <https://www.cdc.gov/niosh/idlh/74895.html>.
- NIOSH. "Occupational Health Guideline for Hydrogen Chloride." National Institute for Occupational Safety and Health, September 1978. <https://www.cdc.gov/niosh/docs/81-123/pdfs/0332.pdf>.
- NIOSH. "Occupational Health Guideline for Natural Graphite." Government Agency Website. *United States Department of Labor, Occupational Safety and Health Administration*, 1978. <https://www.cdc.gov/niosh/docs/81-123/pdfs/0306.pdf>.
- NIOSH. "Polyethylene." *National Institute for Occupational Safety and Health*, July 1, 2014. <https://www.cdc.gov/niosh/ipcsneng/neng1488.html>.
- NIOSH. "Polyvinyl Chloride." Government Agency Website. *National Institute for Occupational Safety and Health*, July 1, 2014. <https://www.cdc.gov/niosh/ipcsneng/neng1487.html>.
- NIOSH. "Preventing Adverse Health Effects from Exposure to: Dimethylformamide (DMF)." Government Agency Website. *National Institute for Occupational Safety and Health*, June 6, 2014. <https://www.cdc.gov/niosh/docs/90-105/default.html>.
- NIOSH "Sulfuric Acid." Government Agency Website. *National Institute for Occupational Safety and Health*, April 11, 2016. <https://www.cdc.gov/niosh/npg/npgd0577.html>.
- NJ Department of Health. "Cadmium Sulfide." New Jersey Department of Health, February 2017. <http://nj.gov/health/eoh/rtkweb/documents/fs/3081.pdf>.
- NJ Department of Health. "Hazardous Substance Fact Sheet: Cadmium Chloride." New Jersey Department of Health, August 2016. <http://nj.gov/health/eoh/rtkweb/documents/fs/0308.pdf>.
- NJ Department of Health. "Hazardous Substance Fact Sheet: Hydroiodic Acid." New Jersey Department of Health, June 2001. <http://nj.gov/health/eoh/rtkweb/documents/fs/1009.pdf>.
- NJ Department of Health. "Hazardous Substance Fact Sheet: Selenium Oxide." New Jersey Department of Health, June 2000. <http://nj.gov/health/eoh/rtkweb/documents/fs/1651.pdf>.
- NJ Department of Health. "Hazardous Substance Fact Sheet: Tellurium." New Jersey Department of Health, April 2009. <http://nj.gov/health/eoh/rtkweb/documents/fs/1777.pdf>.
- NJ Department of Health. "Hazardous Substance Fact Sheet: Zinc Oxide." New Jersey Department of Health, January 2007. <http://nj.gov/health/eoh/rtkweb/documents/fs/2037.pdf>.
- Norwood, Zack, and Daniel Kammen. "Life Cycle Analysis of Distributed Concentrating Solar Combined Heat and Power: Economics, Global Warming Potential and Water." *Environmental Research Letters* 7, no. 4 (December 1, 2012): 44016. doi:10.1088/1748-9326/7/4/044016.
- Notter, Dominic A., Marcel Gauch, Rolf Widmer, Patrick Wäger, Anna Stamp, Rainer Zah, and Hans-Jörg Althaus. "Contribution of Li-Ion Batteries to the Environmental Impact of Electric Vehicles." *Environmental Science & Technology* 44, no. 17 (September 2010): 6550-56. doi:10.1021/es903729a.

- Notter, Dominic A., Katerina Kouravelou, Theodoros Karachalios, Maria K. Daletou, and Nara Tudela Haberland. "Life Cycle Assessment of PEM FC Applications: Electric Mobility and μ -CHP." *Energy Environ. Sci.* 8, no. 7 (2015): 1969-85. doi:10.1039/C5EE01082A.
- NREL. "Life Cycle Greenhouse Gas Emissions from Concentrating Solar Power," 2013. <http://www.nrel.gov/docs/fy13osti/56416.pdf>.
- NREL. "Renewable Electricity Futures Study: Volume One, Exploration of High-Penetration Renewable Electricity Futures." Golden, CO: National Renewable Energy Laboratory, 2012. <http://www.nrel.gov/docs/fy12osti/52409-1.pdf>.
- NTP. "Report on Carcinogens, Fourteenth Edition: Wood Dust." U.S. Department of Health and Human Services, National Toxicology Program, November 3, 2016.
- NY SERDA. "Microgrids: An Assessment of the Value, Opportunities, and Barriers to Deployment in New York State." New York State Energy Research and Development Authority, September 2010. <http://web.mit.edu/cron/project/EESP-Cambridge/microgrid/NYS-Microgrids-Roadmap.pdf>.
- Ober, Joyce A. "Materials Flow of Sulfur." Reston, VA: U.S. Department of the Interior, U.S. Geological Survey, 2002. <https://pubs.usgs.gov/of/2002/of02-298/of02-298.pdf>.
- OECD. "OECD/UNEP Global PFC Group Synthesis Paper on per- and Polyfluorinated Chemicals (PFCs)." United National Environmental Program, Environment, Health and Safety, Environment Directorate, OECD., 2013. https://www.oecd.org/env/ehs/risk-management/PFC_FINAL-Web.pdf.
- OEHHA. "The Proposition 65 List." California State Government Agency. *Office of Environmental Health Hazard Assessment*, January 27, 2017. <https://oehha.ca.gov/proposition-65/proposition-65-list>.
- Olmedo, Luis. Interview with Luis Olmedo, Comite Civico del Valle. Phone, February 14, 2017.
- Organo, C., E.M. Lee, G. Menezes, and E.C. Finch. "Investigation of Occupational Radiation Exposures to NORM at an Irish Peat-Fired Power Station and Potential Use of Peat Fly Ash by the Construction Industry." *Journal of Radiological Protection* 25, no. 4 (December 6, 2005).
- OSHA. "Basic Steel Products." Government Agency Website. *United States Department of Labor, Occupational Safety and Health Administration*, 2014. <https://www.osha.gov/SLTC/basicsteel/standards.html>.
- OSHA. "Cadmium." U.S. Department of Labor, Occupational Safety and Health Administration, 2004. <https://www.osha.gov/Publications/osha3136.pdf>.
- OSHA. "'Crystalline Silica Exposure:' Health Hazard Information for General Industry Employees." Government Agency Website. *United States Department of Labor, Occupational Safety and Health Administration*, 2002. <https://www.osha.gov/Publications/osha3176.html>.
- OSHA. "Green Job Hazards: Hydrogen Fuel Cells." Government Agency Website. *United States Department of Labor, Occupational Safety and Health Administration*, 2010. <https://www.osha.gov/dep/greenjobs/hydrogen.html>.

- OSHA. "Green Job Hazards: Solar Energy." Government Agency Website. *United States Department of Labor, Occupational Safety and Health Administration*, 2009. <https://www.osha.gov/dep/greenjobs/solar.html>.
- OSHA. "Lead: Battery Manufacturing eTool." Government Agency Website. *United States Department of Labor, Occupational Safety and Health Administration*, 2010. https://www.osha.gov/SLTC/etools/battery_manufacturing/.
- OSHA. "Lead: Health Effects." Government Agency Website. *United States Department of Labor, Occupational Safety and Health Administration*, 2016. <https://www.osha.gov/SLTC/lead/healtheffects.html>.
- OSHA. "Logging." Government Agency Website. *United States Department of Labor, Occupational Safety and Health Administration*, n.d. <https://www.osha.gov/SLTC/logging/>.
- OSHA. "Logging E-Tool." Government Agency Website. *United States Department of Labor, Occupational Safety and Health Administration*, 2000. https://www.osha.gov/SLTC/etools/logging/manual/limbing_bucking.html.
- OSHA. "Protect Yourself: Silicosis." Government Agency Website. *United States Department of Labor, Occupational Safety and Health Administration*, n.d. <https://www.osha.gov/Publications/silicosis.html>.
- OSHA. "Worker Safety Series: Cement Manufacturing." Government Agency Website. *United States Department of Labor, Occupational Safety and Health Administration*, 2004. https://www.osha.gov/Publications/concrete_manufacturing.html.
- Otieno, George A., and Alexander E. Loosen. "An Analysis of Key Environmental and Social Risks in the Development of Concentrated Solar Power Projects," 160012, 2016. doi:10.1063/1.4949253.
- Parasuraman, Aishwarya, Tuti Mariana Lim, Chris Menictas, and Maria Skyllas-Kazacos. "Review of Material Research and Development for Vanadium Redox Flow Battery Applications." *Electrochimica Acta* 101 (July 2013): 27-40. doi:10.1016/j.electacta.2012.09.067.
- Penn State College of Agricultural Sciences. "Biogas Safety." The Pennsylvania State University, 2017. <http://extension.psu.edu/natural-resources/energy/waste-to-energy/resources/biogas/biogas-safety>.
- PG&E. "Compressed Air Energy Storage (CAES): Request for Offers." *PG&E*, 2017. https://www.pge.com/en_US/for-our-business-partners/energy-supply/electric-rfo/wholesale-electric-power-procurement/compressed-air-energy-storage-request-for-offers.page.
- PG&E. "PG&E Presents Innovative Energy Storage Agreements." *PG&E*, December 20, 2015. https://www.pge.com/en/about/newsroom/newsdetails/index.page?title=20151202_pge_presents_innovative_energy_storage_agreements_.
- Poeschl, Martina, Shane Ward, and Philip Owende. "Environmental Impacts of Biogas Deployment - Part I: Life Cycle Inventory for Evaluation of Production Process Emissions to Air." *Journal of Cleaner Production* 24 (March 2012): 168-83. doi:10.1016/j.jclepro.2011.10.039.
- Polagye, Brian. Marine Energy Meeting with Brian Polagye, March 28, 2017.

- Polagye, Brian, Brie Van Cleve, Andrea Copping, and Keith Kirkendall. "Environmental Effects of Tidal Energy Development." In *Tech Memo F/SPO-116*, 181. US Dept of Commerce, NOAA, 2011.
https://depts.washington.edu/nnmrec/workshop/docs/workshop_report_low_res.pdf.
- Radian. "Health Hazard Assessment Summary: Steel Mill Emissions." U.S. Environmental Protection Agency, September 29, 1989.
<https://nepis.epa.gov/Exe/ZyNET.exe/9100JSM3.txt?ZyActionD=ZyDocument&Client=EP A&Index=1986%20Thru%201990&Docs=&Query=&Time=&EndTime=&SearchMethod=1&TocRestrict=n&Toc=&TocEntry=&QField=&QFieldYear=&QFieldMonth=&QFieldDay=&UseQField=&IntQFieldOp=0&ExtQFieldOp=0&XmlQuery=&File=D%3A%5CZYFILES%5CINDEX%20DATA%5C86THRU90%5CTXT%5C00000022%5C9100JSM3.txt&User=ANONYMOUS&Password=anonymous&SortMethod=h%7C-&MaximumDocuments=1&FuzzyDegree=0&ImageQuality=r75g8/r75g8/x150y150g16/i425&Display=hpfr&DefSeekPage=x&SearchBack=ZyActionL&Back=ZyActionS&BackDesc=Results%20page&MaximumPages=1&ZyEntry=3>.
- Rasoul GM, Abdel. "Some Health Disorders among Workers in a Glass Factory." *Occupational Medicine & Health Affairs* 1, no. 2 (2013). doi:10.4172/2329-6879.1000106.
- Redko, Andriy, Nataliia Kulikova, Sergiy Pavlovskiy, Volodymyr Bugai, and Oleksandr Redko. "Efficiency of Geothermal Power Plant Cycles with Different Heat-Carriers." Stanford University, Stanford, California, 2016.
<https://pangea.stanford.edu/ERE/db/GeoConf/papers/SGW/2016/Redko.pdf>.
- Richmond, Rollin, Jane Long, Patrick Mantey, Emir José Macari, Larry Papay, David E. Winickoff, Paul Wright, Ryan McCarthy, and Lora Lee Martin. "Health Impacts of Radio Frequency Exposure from Smart Meters." California Council on Science and Technology, April 2011.
<https://ccst.us/publications/2011/2011smart-final.pdf>.
- Roach, John. "For Storing Electricity, Utilities Are Turning to Pumped Hydro." University. *Yale Environment* 360, November 24, 2015.
http://e360.yale.edu/features/for_storing_electricity_utilities_are_turning_to_pumped_hydro.
- Rohr, Annette, Sharan Campleman, Christopher Long, Michael Peterson, Susan Weatherstone, Will Quick, and Ari Lewis. "Potential Occupational Exposures and Health Risks Associated with Biomass-Based Power Generation." *International Journal of Environmental Research and Public Health* 12, no. 7 (July 22, 2015): 8542-8605.
doi:10.3390/ijerph120708542.
- Rom, WN, W Greaves, KM Bang, M Holthouser, D Capbell, and R Bernstein. "An Epidemiologic Study of the Respiratory Effects of Trona Dust." *Arch Environ Health* 38, no. 2 (1983): 86-92.
- Rubin, Dana, and Evelyne St-Louis. "Evaluating the Economic and Social Implications of Participation in Clean Vehicle Rebate Programs." *Transportation Research Record: Journal of the Transportation Research Board* 2598 (2016). doi:10.3141/2598-08.
- Rustagi, Neeti, S.K. Pradhan, and Ritesh Singh. "Public Health Impact of Plastics: An Overview." *Indian J Occup Environ Med* 15, no. 3 (2011): 100-103.

- Rydh, Carl Johan. "Environmental Assessment of Vanadium Redox and Lead-Acid Batteries for Stationary Energy Storage." *Journal of Power Sources* 80, no. 1 (1999): 21–29.
- Safety BLR. "Flywheel Explosion Teaches Lessons in Machine Safety." *Safety BLR*, February 25, 2016. <http://safety.blr.com/workplace-safety-news/equipment-and-process-safety/machine-safety/Machine-safety-Flywheel-explosion-teaches-lessons/>.
- Samuelsen, Scott, Bryan Jenkins, Donald Dabdub, Jack Brouwer, Alejandra Cervantes, Brendan Shaffer, Marc Carreras-Sospedra, Robert Williams, and Nathan Parker. "Air Quality and Greenhouse Gas Emissions Impact Assessment from Biomass and Biogas Derived Transportation Fuels and Electricity and Heat Generation." California Energy Commission, March 2015. <http://www.energy.ca.gov/2016publications/CEC-500-2016-022/CEC-500-2016-022.pdf>.
- Sathre, Roger, Corinne D. Scown, Olga Kavvada, and Thomas P. Hendrickson. "Energy and Climate Effects of Second-Life Use of Electric Vehicle Batteries in California through 2050." *Journal of Power Sources* 288 (August 2015): 82–91. doi:10.1016/j.jpowsour.2015.04.097.
- Scavo, Jordan, Suzanne Korosec, Esteban Guerrero, and Bill Pennington. "A Study of Barriers and Solutions to Energy Efficiency, Renewables, and Contracting Opportunities Among Low-Income Customers and Disadvantaged Communities." Draft Staff Report. California Energy Commission, December 2016. http://docketpublic.energy.ca.gov/PublicDocuments/16-OIR-02/TN213599_20160909T160021_SB_350_Barriers_Study_Draft_Report.pdf.
- Schenker, M. B., S. A. McCurdy, H. E. Riden, and Don Villarejo. "Improving the Health of Agricultural Workers and Their Families in California: Current Status and Policy Recommendations." UC Global Health Institute, 2015. <http://www.ucghi.universityofcalifornia.edu/docs/ucghi-ag-work-paper-2015.pdf>.
- Schiff, Kenneth, Dario Diehl, and Aldis Valkirs. "Copper Emissions from Anti-Fouling Paint on Recreational Vessels." *Marine Pollution Bulletin* 48, no. 3–4 (February 2004): 371–77.
- Schmidt, Jesper Hvass, and Mads Klokker. "Health Effects Related to Wind Turbine Noise Exposure: A Systematic Review." Edited by Shilu Tong. *PLoS ONE* 9, no. 12 (December 4, 2014): e114183. doi:10.1371/journal.pone.0114183.
- Schuetzle, D., G. Tamblyn, and F. Tornatore. "Appendix 10: Power Plant Analysis for Conversion of Forest Remediation Biomass to Renewable Fuels and Electricity. Report to the Biomass to Energy Project (B2E)." California Energy Commission, January 2010.
- Schultz, Adam. "Overview of SB 1122 Staff Proposal Rulemaking (R.) 11-05-005." California Public Utilities Commission, December 3, 2013.
- Swarzenegger, Arnold. "Executive Order S-06-06." Executive Department, State of California, April 2006. <http://www.dot.ca.gov/hq/energy/Exec%20Order%20S-06-06.pdf>.
- Seaton, A., L. Tran, R. Aitken, and K. Donaldson. "Nanoparticles, Human Health Hazard and Regulation." *Journal of The Royal Society Interface* 7, no. Suppl_1 (February 6, 2010): S119–29. doi:10.1098/rsif.2009.0252.focus.

- Sequoia Foundation. "A Health Impact Assessment of the Proposed Cabin Creek Biomass Energy Facility in Placer County, California." Health Impact Assessment. Sequoia Foundation, 2007. www.placer.ca.gov/~media/cdr/.../Biomass/.../HIARReport.as.
- Sexton, Ken, and Dale Hattis. "Assessing Cumulative Health Risks from Exposure to Environmental Mixtures—Three Fundamental Questions." *Environmental Health Perspectives* 115, no. 5 (January 24, 2007): 825-32. doi:10.1289/ehp.9333.
- Sher, Byron. Renewable energy: California Renewables Portfolio Standard Program, Pub. L. No. 1078, Public Utilities (2002). <http://www.energy.ca.gov/portfolio/documents/documents/SB1078.PDF>.
- Snyder, Katharina. Interview with Katharina Snyder of the California Energy Commission. Conference Call, August 4, 2016.
- Sondermeyer, Gail L., Lauren A. Lee, Debra Gilliss, and Duc J. Vugia. "Coccidioidomycosis-Associated Deaths in California, 2000-2013." *Public Health Reports* 131, no. 4 (2016): 531-535.
- Speer, Bethany, David Keyser, and Suzanne Tegen. "Floating Offshore Wind in California: Gross Potential for Jobs and Economic Impacts from Two Future Scenarios." Strategic Partnership Project Report. National Renewable Energy Laboratory, April 2016. <http://citeseerx.ist.psu.edu/viewdoc/summary?doi=10.1.1.515.1211>.
- Springsteen, Bruce, Tom Christofk, Steve Eubanks, Tad Mason, Chris Clavin, and Brett Storey. "Emission Reductions from Woody Biomass Waste for Energy as an Alternative to Open Burning." *Journal of the Air & Waste Management Association* 61, no. 1 (January 2011): 63-68. doi:10.3155/1047-3289.61.1.63.
- Staff, Institute of Medicine. *Scientific Opportunities and Public Needs: Improving Priority Setting and Public Input at the National Institutes of Health*. Washington: National Academies Press, 1900. <http://public.eblib.com/choice/publicfullrecord.aspx?p=3376013>.
- State Water Resources Control Board. "Recommendations Addressing Nitrate in Groundwater." Report to Legislature, February 20, 2013. https://www.waterboards.ca.gov/water_issues/programs/nitrate_project/docs/nitrate_rpt.pdf.
- Stephens, Carolyn, Mike Ahern, and others. "Worker and Community Health Impacts Related to Mining Operations Internationally: A Rapid Review of the Literature." *Mining, Minerals and Sustainable Development*, no. 25 (2001): 1-59.
- Sternberg, André, and André Bardow. "Power-to-What? - Environmental Assessment of Energy Storage Systems." *Energy Environ. Sci.* 8, no. 2 (2015): 389-400. doi:10.1039/C4EE03051F.
- Stevens, Matt. "102 Million Dead California Trees 'Unprecedented in Our Modern History,' Officials Say." *LA Times*, November 18, 2016, Web edition, sec. Local. <http://www.latimes.com/local/lanow/la-me-dead-trees-20161118-story.html>.
- Stock, Laura, and Nazima El-Askari. Interview with Laura Stock and Nazima El-Askari, Labor and Occupational Health Program, UC Berkeley. In Person, July 11, 2016.

- Stoddard, L, J. Abiecunas, and R. O'Connell. "Economic, Energy, and Environmental Benefits of Concentrating Solar Power in California." Subcontract Report. National Renewable Energy Laboratory, April 2006. <http://www.nrel.gov/docs/fy06osti/39291.pdf>.
- Sullivan, J.L., C.E. Clark, and M. Wang. "Life Cycle Analysis Results of Geothermal Systems in Comparison to Other Power Systems." Argonne, Energy Systems Division, August 2010.
- Sullivan, J.L., and L. Gaines. "A Review of Battery Life-Cycle Analysis: State of Knowledge and Critical Needs." Argonne, Energy Systems Division, October 1, 2010. https://greet.es.anl.gov/publication-batteries_lca.
- Summers Consulting, Inc. "ENERGY AND ENVIRONMENTAL PERFORMANCE OF SIX DAIRY DIGESTER SYSTEMS IN CALIFORNIA: Volume 1." California Energy Commission, March 2013. <http://www.energy.ca.gov/2014publications/CEC-500-2014-001/CEC-500-2014-001-V1.pdf>.
- Summers, K., and J. Radde. "Potential Health and Environmental Impacts Associated with the Manufacture and Use of Photovoltaic Cells." PIER Final Project Report. Tetra Tech, Inc., August 2004. <http://citeseerx.ist.psu.edu/viewdoc/download?doi=10.1.1.439.1726&rep=rep1&type=pdf>.
- Sundar, Shyam, and Jaya Chakravarty. "Antimony Toxicity." *International Journal of Environmental Research and Public Health* 7, no. 12 (December 20, 2010): 4267-77. doi:10.3390/ijerph7124267.
- Svedberg, Urban R., Hans-Erik Högberg, Johan Högberg, and Bo Galle. "Emission of Hexanal and Carbon Monoxide from Storage of Wood Pellets, a Potential Occupational and Domestic Health Hazard." *The Annals of Occupational Hygiene* 48, no. 4 (June 2004): 339-49. doi:10.1093/annhyg/meh015.
- Tanaka, Akiyo, Miyuki Hirata, Kazunori Koga, Makiki Nakano, Kazuyuki Omae, and Yutaka Kiyohara. "Pulmonary Toxicity of Indium Tin Oxide and Copper Indium Gallium Diselenide." In *Materials Research Society Symposium Proceedings*, 125-36. San Francisco, CA, 2012.
- Tarascon, Jean-Marie. "Towards Sustainable and Renewable Systems for Electrochemical Energy Storage." *ChemSusChem* 1, no. 8-9 (September 1, 2008): 777-79. doi:10.1002/cssc.200800143.
- Tarpening, Rich. "Solar Farm Damaged by Desert Center Tornado." *News Channel 3 ABC*. Palm Springs: CBS Local 2, April 22, 2015. <http://www.kesq.com/news/solar-farm-damaged-by-desert-center-tornado/62923230>.
- Tetyana Nychporuk, and Mustapha Lemiti. *Silicon-Based Third Generation Photovoltaics*. INTECH Open Access Publisher, 2011.
- The California Department of Forestry and Fire Protection - Office of the State Fire Marshal. "FINAL DRAFT Solar Photovoltaic Installation Guideline." The California Department of Forestry and Fire Protection - Office of the State Fire Marshal, 2008. <http://osfm.fire.ca.gov/pdf/reports/solarphotovoltaicguideline.pdf>.
- The Future We Want, Pub. L. No. 66/288 (2012). http://www.un.org/ga/search/view_doc.asp?symbol=A/RES/66/288&Lang=E.

- Tian, Y., and C.Y. Zhao. "A Review of Solar Collectors and Thermal Energy Storage in Solar Thermal Applications." *Applied Energy* 104 (April 2013): 538-53. doi:10.1016/j.apenergy.2012.11.051.
- Tittmann, Peter. Interview with Peter Tittmann, UC Forest Products Laboratory. Phone, January 18, 2017.
- Tree Mortality Task Force. "Tree Mortality: Facts and Figures." California Tree Mortality Task Force, April 2017. http://www.fire.ca.gov/treetaskforce/downloads/TMTFMaterials/Facts_and_Figures_April_2017.pdf.
- Tse, Lap Ah, Juncheng Dai, Minghui Chen, Yuewei Liu, Hao Zhang, Tze Wai Wong, Chi Chiu Leung, et al. "Prediction Models and Risk Assessment for Silicosis Using a Retrospective Cohort Study among Workers Exposed to Silica in China." *Scientific Reports* 5 (June 19, 2015): 11059. doi:10.1038/srep11059.
- Tumuluru, Jaya, C. Lim, Xiaotao Bi, Xingya Kuang, Staffan Melin, Fahimeh Yazdanpanah, and Shahab Sokhansanj. "Analysis on Storage Off-Gas Emissions from Woody, Herbaceous, and Torrefied Biomass." *Energies* 8, no. 3 (March 2, 2015): 1745-59. doi:10.3390/en8031745.
- Turchi, Craig, Parthiv Kurup, Sertac Akar, and Francisco Flores. "Domestic Material Content in Molten-Salt Concentrating Solar Power Plants." Technical Report. National Renewable Energy Laboratory (NREL), Golden, CO (United States), 2015. <http://www.nrel.gov/docs/fy15osti/64429.pdf>.
- Turner, Michael. "Mitigating Iron and Steel Emissions." Edited by Nico Tjabil. Columbia Climate Center, The Global Network for Climate Solutions, 2012. <http://climate.columbia.edu/files/2012/04/GNCS-Iron-Steel.pdf>.
- UMass Extension. "Air Quality Issues for Dairy Operations," 2011. <https://ag.umass.edu/sites/ag.umass.edu/files/fact-sheets/pdf/AirQualityIssuesforDairy%20Operations%2811-44%29.pdf>.
- University of Wisconsin, Environment, Health and Safety. "Lead-Acid Battery Safety." University, n.d. <https://www.wisconsin.edu/ehs/osh/battery-safety/>.
- US DOE. "Critical Materials Strategy." U.S. Department of Energy, December 2011. https://energy.gov/sites/prod/files/DOE_CMS2011_FINAL_Full.pdf.
- US EPA. "2015 Toxics Release Inventory National Analysis." U.S. Environmental Protection Agency, January 2017. https://www.epa.gov/sites/production/files/2017-01/documents/tri_na_2015_complete_english.pdf.
- US EPA. "Leviathan Mine." Government Agency Website. *Superfund Sites*, April 17, 2017. <https://yosemite.epa.gov/r9/sfund/r9sfdocw.nsf/ViewByEPAID/CAD980673685>.
- US EPA. "TENORM: Copper Mining and Production Wastes." *US EPA Radiation Protection*, 2003. <https://www.epa.gov/sites/production/files/2015-04/documents/mineguide.pdf>.
- US EPA. "US EPA International Priorities." *US EPA International Cooperation*, 2016. <https://www.epa.gov/international-cooperation/international-priorities>.

- USDA Forest Service. "Biomass to Energy: Forest Management for Wildfire Reduction, Energy Production, and Other Benefits." California Energy Commission, 2009.
- USGS. "Assessment of Moderate- and High-Temperature Geothermal Resources of the United States." U.S. Department of the Interior, U.S. Geological Survey, 2008.
- USGS. "Copper." Government Agency Website. *US Geological Survey Minerals Information*, 2017. <https://minerals.usgs.gov/minerals/pubs/commodity/copper/mcs-2017-coppe.pdf>.
- USGS. "Gallium: Statistics and Information." Government Agency Website. *US Geological Survey Minerals Information*, 2017. <https://minerals.usgs.gov/minerals/pubs/commodity/gallium/>.
- USGS. "Lithium." Government Agency Website. *US Geological Survey Minerals Information*, 2017. <https://minerals.usgs.gov/minerals/pubs/commodity/lithium/mcs-2017-lithi.pdf>.
- USGS. "Molybdenum: Statistics and Information." Government Agency Website. *US Geological Survey Minerals Information*, 2017. <https://minerals.usgs.gov/minerals/pubs/commodity/gallium/>.
- USGS. "Soda Ash." Government Agency Website. *US Geological Survey Minerals Information*, 2017. https://minerals.usgs.gov/minerals/pubs/commodity/soda_ash/mcs-2017-sodaa.pdf.
- USGS. "Sulfur." Government Agency Website. *US Geological Survey Minerals Information*, 2017. <https://minerals.usgs.gov/minerals/pubs/commodity/sulfur/mcs-2017-sulfu.pdf>.
- USGS. "Vanadium." Government Agency Website. *US Geological Survey Minerals Information*, 2017. <https://minerals.usgs.gov/minerals/pubs/commodity/vanadium/mcs-2017-vanad.pdf.pdf>.
- Vielstich, Wolf, Arnold Lamm, and Hubert A. Gasteiger, eds. *Handbook of Fuel Cells: Fundamentals, Technology, and Applications*. Chichester, England ; Hoboken, N.J.: Wiley, 2003.
- Vignarooban, K., Xinhai Xu, A. Arvay, K. Hsu, and A.M. Kannan. "Heat Transfer Fluids for Concentrating Solar Power Systems – A Review." *Applied Energy* 146 (May 2015): 383–96. doi:10.1016/j.apenergy.2015.01.125.
- Vyskocil, Adolf, and Claude Viau. "Assessment of Molybdenum Toxicity in Humans." *Journal of Applied Toxicology* 19, no. 3 (1999): 185–192.
- Wadia, Cyrus, A. Paul Alivisatos, and Daniel M. Kammen. "Materials Availability Expands the Opportunity for Large-Scale Photovoltaics Deployment." *Environmental Science & Technology* 43, no. 6 (March 15, 2009): 2072–77. doi:10.1021/es8019534.
- Warren, Chris. "Ensuring a Clean Grid—Batteries Not Excluded." *EPRI Journal*, February 2016. <http://eprijournal.com/wp-content/uploads/2016/01/Ensuring-a-Clean-Grid.pdf>.
- Watts, Nick, W Neil Adger, Paolo Agnolucci, Jason Blackstock, Peter Byass, Wenija Cai, Sarah Chaytor, et al. "Health and Climate Change: Policy Responses to Protect Public Health." *The Lancet Commissions* 385 (May 21, 2015): 53.
- Weckend, Stephanie, Andreas Wade, and Garvin Heath. "End-of-Life Management: Solar Photovoltaic Panels." International Renewable Energy Agency, June 2016.

- http://www.irena.org/DocumentDownloads/Publications/IRENA_IEAPVPS_End-of-Life_Solar_PV_Panels_2016.pdf.
- Wei, Max, Shana Patadia, and Daniel M. Kammen. "Putting Renewables and Energy Efficiency to Work: How Many Jobs Can the Clean Energy Industry Generate in the US?" *Energy Policy* 38, no. 2 (February 2010): 919-31. doi:10.1016/j.enpol.2009.10.044.
- Wei, Max, Shana Patadia, and Daniel M. Kammen. "Putting Renewables and Energy Efficiency to Work: How Many Jobs Can the Clean Energy Industry Generate in the US?" *Energy Policy* 38, no. 2 (February 2010): 919-31. doi:10.1016/j.enpol.2009.10.044.
- Weller, Dolores, Tom Frantz, Nayamin Martinez, and Kevin Hamilton. "Comments on Draft Forest Carbon Action Plan." Central Valley Air Quality Coalition, Central California Environmental Justice Network, Central California Asthma Collaborative, Medical Advocates for Healthy Air, Association of Irrigated Residents, March 17, 2017. http://www.fire.ca.gov/fcat/downloads/FCAT_PublicComment/Genevieve%20Gale-FCAPComments-CentralValley.pdf.
- Wesdock, James C., and Ian M. F. Arnold. "Occupational and Environmental Health in the Aluminum Industry: Key Points for Health Practitioners." *Journal of Occupational and Environmental Medicine* 56 (May 2014): S5-11. doi:10.1097/JOM.0000000000000071.
- Wesoff, Eric. "Battery Room Fire at Kahuku Wind-Energy Storage Farm." *Green Tech Media*, August 3, 2012. <https://www.greentechmedia.com/articles/read/Battery-Room-Fire-at-Kahuku-Wind-Energy-Storage-Farm>.
- Westerling, A. L., and B. P. Bryant. "Climate Change and Wildfire in California." *Climatic Change* 87, no. S1 (March 2008): 231-49. doi:10.1007/s10584-007-9363-z.
- Whitty, Kevin J., Hongzhi R. Zhang, and Eric G. Eddings. "Emissions from Syngas Combustion." *Combustion Science and Technology* 180, no. 6 (May 15, 2008): 1117-36. doi:10.1080/00102200801963326.
- Whoriskey, Peter. "In Your Phone, In Their Air." *Washington Post*, October 2, 2016, Web edition. <https://www.washingtonpost.com/graphics/business/batteries/graphite-mining-pollution-in-china/>.
- Wiechmann, Morgan L., Matthew D. Hurteau, Malcolm P. North, George W. Koch, and Lucie Jerabkova. "The Carbon Balance of Reducing Wildfire Risk and Restoring Process: An Analysis of 10-Year Post-Treatment Carbon Dynamics in a Mixed-Conifer Forest." *Climatic Change* 132, no. 4 (October 2015): 709-19. doi:10.1007/s10584-015-1450-y.
- Wilken, Jason A., Gail Sondermeyer, Dennis Shusterman, Jennifer McNary, Duc J. Vugia, Ann McDowell, Penny Borenstein, et al. "Coccidioidomycosis among Workers Constructing Solar Power Farms, California, USA, 2011-2014." *Emerging Infectious Diseases* 21, no. 11 (November 2015): 1997-2005. doi:10.3201/eid2111.150129.
- Williams, Robert B., and Stephen Kafka. "Biomass Gasification - DRAFT." Draft Interim Project Report. California Biomass Collaborative / California Renewable Energy Collaborative, University of California, Davis, January 2015. http://biomass.ucdavis.edu/files/2015/10/Task7-Report_Biomass-Gasification_DRAFT.pdf.

- Wiser, Ryan, Galen Barbose, Jenny Heeter, Trieu Mai, Lori Bird, Mark Bolinger, Alberta Carpenter, et al. "A Retrospective Analysis of the Benefits and Impacts of US Renewable Portfolio Standards." *Lawrence Berkeley National Laboratory, National Renewable Energy Laboratory*, 2016. <http://climate-xchange.org/wp-content/uploads/2015/11/Renewable-Energy-Standards-Study.pdf>.
- Wiser, Ryan, and Mark Bolinger. "2014 Wind Technologies Market Report." United States Department of Energy, August 2015.
- Wittstock, Rikka, Alexandra Pehlken, and Michael Wark. "Challenges in Automotive Fuel Cells Recycling." *Recycling* 1, no. 3 (December 1, 2016): 343-64. doi:10.3390/recycling1030343.
- Wyde, Michael, Mark Cesta, Chad Blystone, Susan Elmore, Paul Foster, Michelle Hooth, Grace Kissling, et al. "Report of Partial Findings from the National Toxicology Program Carcinogenesis Studies of Cell Phone Radiofrequency Radiation in Hsd: Sprague Dawley® SD Rats (Whole Body Exposure)," May 26, 2016. <http://biorxiv.org/lookup/doi/10.1101/055699>.
- Xakalashé, B.S., and M. Tangstad. "Silicon Processing: From Quartz to Crystalline Silicon Solar Cells." edited by R.T. Jones and P. den Hoed. Johannesburg: Southern African Institute of Mining and Metallurgy, 2011. <http://pyrometallurgy.co.za/Pyro2011/Papers/083-Xakalashé.pdf>.
- Xu, H.F., X. Wang, Z.G. Shao, and I.M. Hsing. "Recycling and Regeneration of Used Perfluorosulfonic Membranes for Polymer Electrolyte Fuel Cells." *Journal of Applied Electrochemistry* 32, no. 12 (2002): 1337-40.
- Yang, Chi-Jen, and Robert B. Jackson. "Opportunities and Barriers to Pumped-Hydro Energy Storage in the United States." *Renewable and Sustainable Energy Reviews* 15, no. 1 (January 2011): 839-44. doi:10.1016/j.rser.2010.09.020.
- Yang, Shida, Weifei Fu, Zhongqiang Zhang, Hongzheng Chen, and Chang-Zhiu Li. "Recent Advances in Perovskite Solar Cells: Efficiency, Stability and Lead-Free Perovskite." *Journal of Materials Chemistry*, February 21, 2017. doi:10.1039/C7TA00366H.
- Yang, Yang, and Jingbi You. "Make Perovskite Solar Cells Stable." *Nature Comment* (April 11, 2017). <https://www.nature.com/news/make-perovskite-solar-cells-stable-1.21807>.
- Yanqiu, Yu, and Fan Jianchun. "Research on Explosion Characteristics of Sulfur Dust and Risk Control of the Explosion." *Procedia Engineering* 84 (2014): 449-59. doi:10.1016/j.proeng.2014.10.455.
- Yeh, Sonia, Christopher Yang, Michael Gibbs, David Roland-Holst, Jeffery Greenblatt, Amber Mahone, Dan Wei, et al. "A Modeling Comparison of Deep Greenhouse Gas Emissions Reduction Scenarios by 2030 in California." *Energy Strategy Reviews* 13-14 (November 2016): 169-80. doi:10.1016/j.esr.2016.10.001.
- Youli, Su. "Economic and Environmental Impact Assessment of Micro Grid." Hong Kong: IAENG, 2015.
- Zapata, C, N Muller, and M Kleeman. "PM2.5 Co-Benefits of Climate Change Legislation Part 1: California's AB 32." *Climatic Change* 2012 (n.d.). doi:10.1007/s10584-012-0545-y.

- Zayed, Joseph, and Suzanne Philippe. "Acute Oral and Inhalation Toxicities in Rats with Cadmium Telluride." *International Journal of Toxicology* 28, no. 4 (2009).
- Zhang, Xiuwu, Linsheng Yang, Yonghua Li, Hairong Li, Wuyi Wang, and Bixiong Ye. "Impacts of Lead/Zinc Mining and Smelting on the Environment and Human Health in China." *Environmental Monitoring and Assessment* 184, no. 4 (April 2012): 2261-73.
doi:10.1007/s10661-011-2115-6.
- Zimmermann, Yannick-Serge, Andreas Schäffer, Philippe F.-X. Corvini, and Markus Lenz. "Thin-Film Photovoltaic Cells: Long-Term Metal(loid) Leaching at Their End-of-Life." *Environmental Science & Technology* 47, no. 22 (November 19, 2013): 13151-59.
doi:10.1021/es402969c.