

## Appendix G: Proposition 39 K-12 Allocations by Legislative District

---

This Appendix contains information on Proposition 39 K-12 allocations and energy savings by legislative district through June 30, 2020. It is based on data collected by the Energy Commission. For each district, the total number of school sites identified in Energy Expenditure Plans is included, as well as the Proposition 39 cost/investment at each site, the annual electric savings, the annual dollar savings, and whether the projects at the school sites are completed or still in-progress. A fifteen-year estimate of electric savings and dollar savings is also included.

Finally, the appendix highlights similar information for districts with school sites located within disadvantaged communities (DAC), as defined by the CalEnviroScreen 3.0 tool.<sup>1</sup> This is different than a Proposition 39 disadvantaged Local Educational Agency (LEA) as defined in Senate Bill 73 (Committee on Budget and Fiscal Review, Chapter 29, Statutes of 2013), which identifies a disadvantaged LEA as one that has a ratio of free and reduced-priced meals (FRPM)/average daily attendance (ADA) of 0.75 or greater.

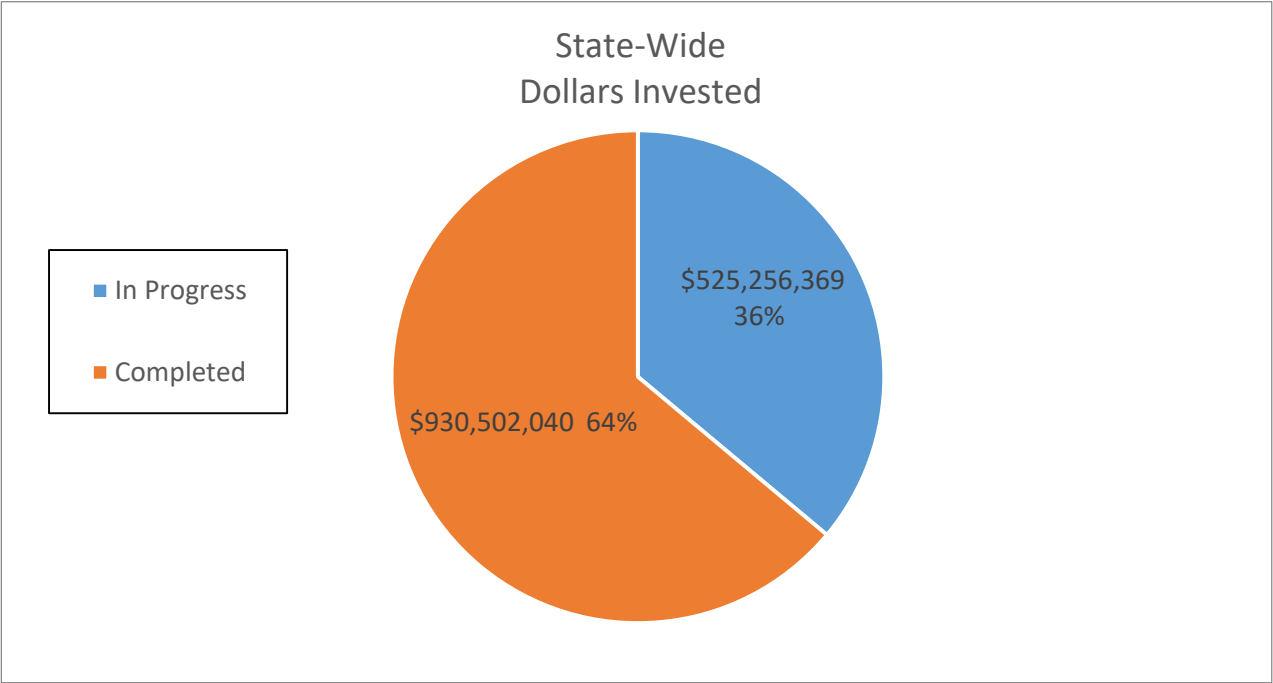
---

<sup>1</sup> For more information on CalEnviroScreen, see: <https://oehha.ca.gov/calenviroscreen>

State-Wide						
	Number of Sites	Dollars Invested	Annual Electric Savings (kWh)	Annual Dollar Savings	15 Year Electric Savings (kWh)	15 Year Dollar Savings
In Progress	2146	\$ 525,256,368.55	213,254,429	\$ 34,343,470.44	3,198,816,435	\$ 515,152,056.53
Completed	4798	\$ 930,502,040.36	358,983,696	\$ 67,390,453.26	5,384,755,440	\$ 1,010,856,798.95
Grand Total	6944	\$1,455,758,408.91	572,238,125	\$101,733,923.70	8,583,571,875.00	\$ 1,526,008,855.47

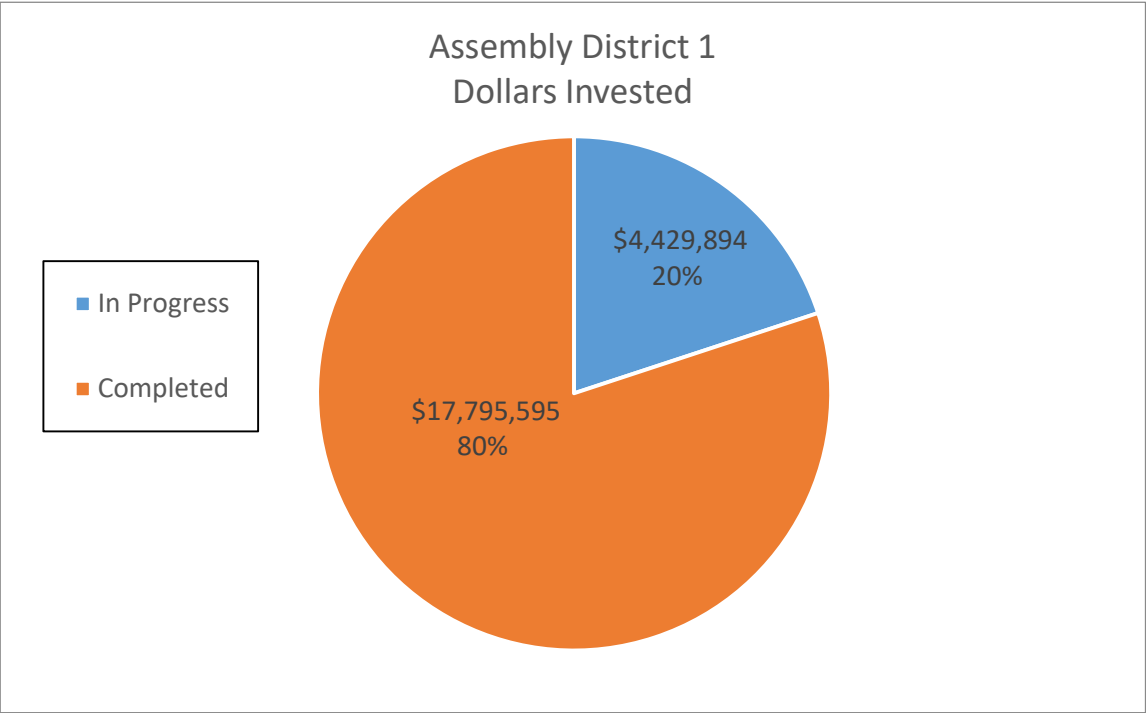
  

DAC	1653	\$ 409,170,192.56	146,369,459	\$ 26,284,914.44	2,195,541,885	\$ 394,273,716.55
-----	------	-------------------	-------------	------------------	---------------	-------------------

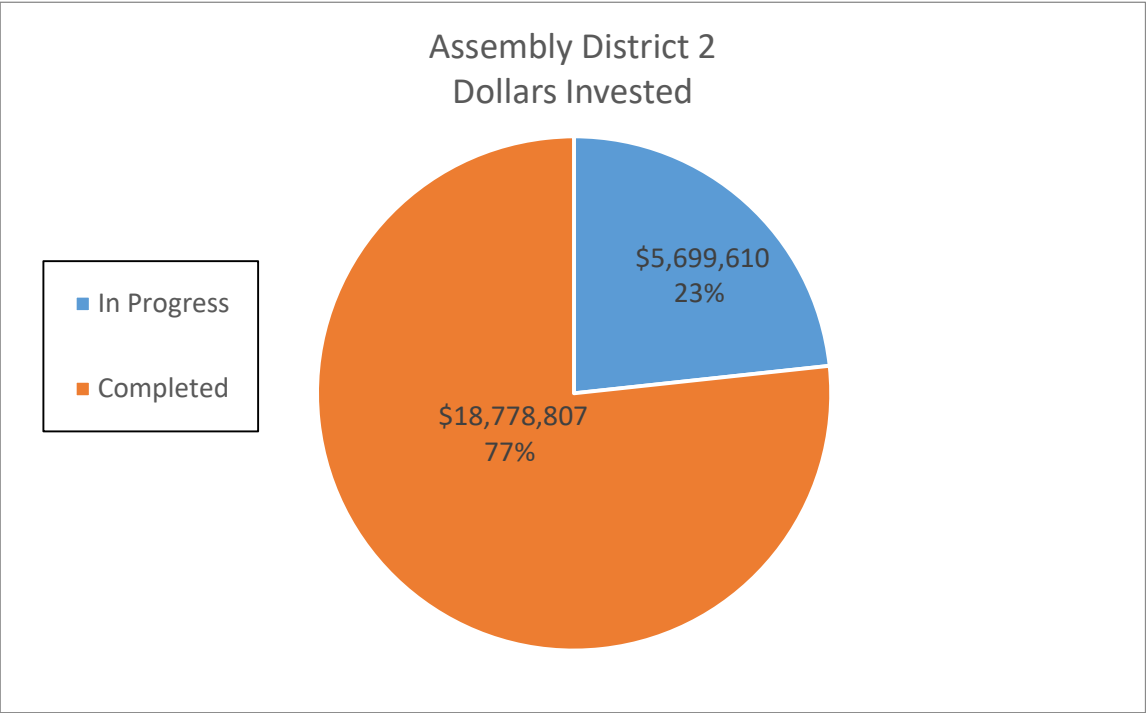




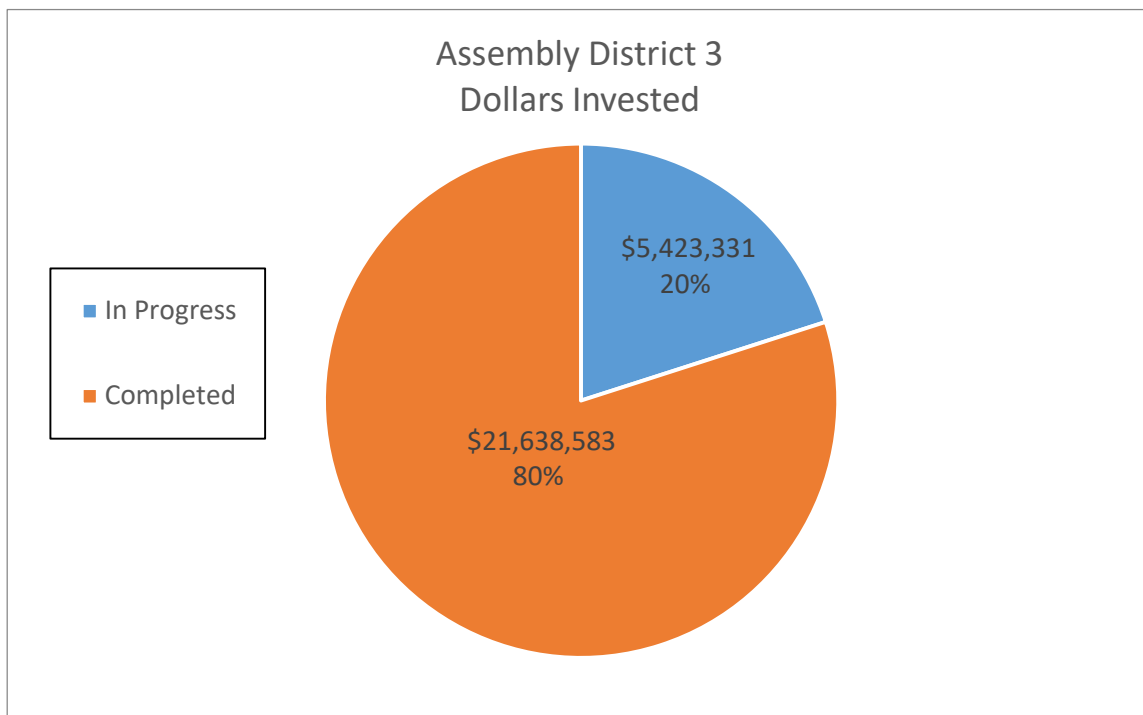
Assembly District 1						
	Number of Sites	Dollars Invested	Annual Electric Savings (kWh)	Annual Dollar Savings	15 Year Electric Savings (kWh)	15 Year Dollar Savings
In Progress	40	\$ 4,429,894.06	2,164,209	\$ 423,053.16	32,463,135	\$ 6,345,797.40
Completed	163	\$ 17,795,595.09	7,081,311	\$ 1,357,940.56	106,219,665	\$ 20,369,108.40
Grand Total	203	\$ 22,225,489.15	9,245,520	\$ 1,780,993.72	138,682,800.00	\$ 26,714,905.80



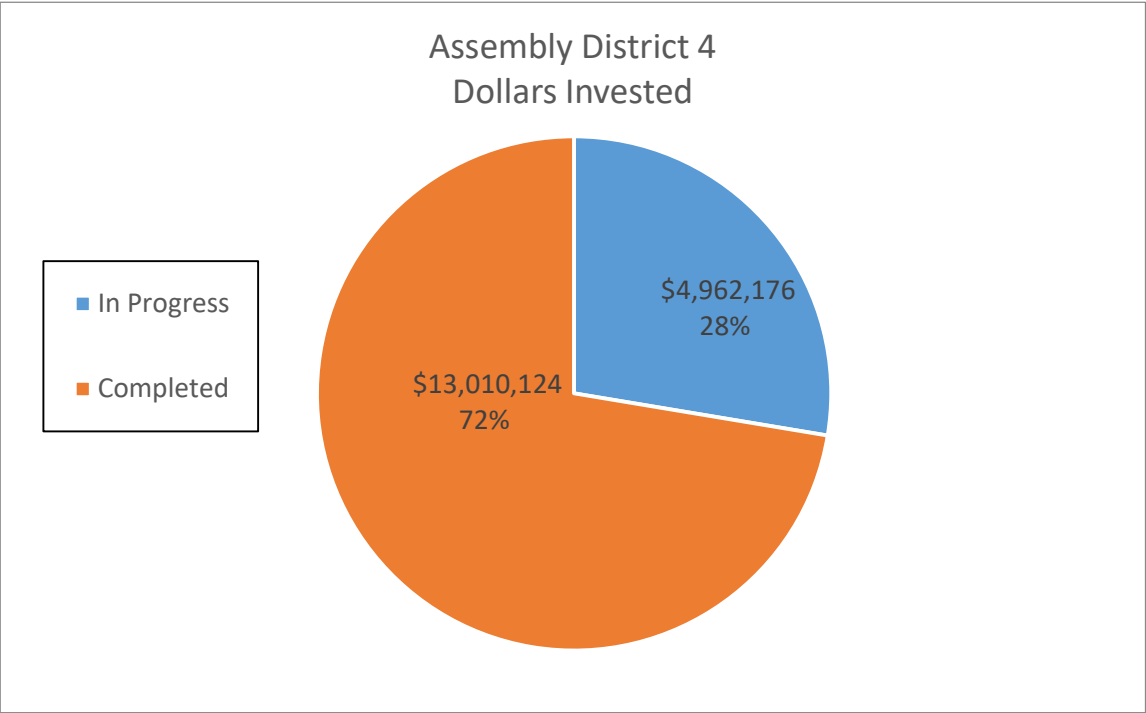
Assembly District 2						
	Number of Sites	Dollars Invested	Annual Electric Savings (kWh)	Annual Dollar Savings	15 Year Electric Savings (kWh)	15 Year Dollar Savings
In Progress	37	\$ 5,699,609.52	1,864,357	\$ 367,873.01	27,965,355	\$ 5,518,095.15
Completed	157	\$ 18,778,807.20	6,661,680	\$ 1,371,257.41	99,925,200	\$ 20,568,861.12
Grand Total	194	\$ 24,478,416.72	8,526,037	\$ 1,739,130.42	127,890,555.00	\$ 26,086,956.27



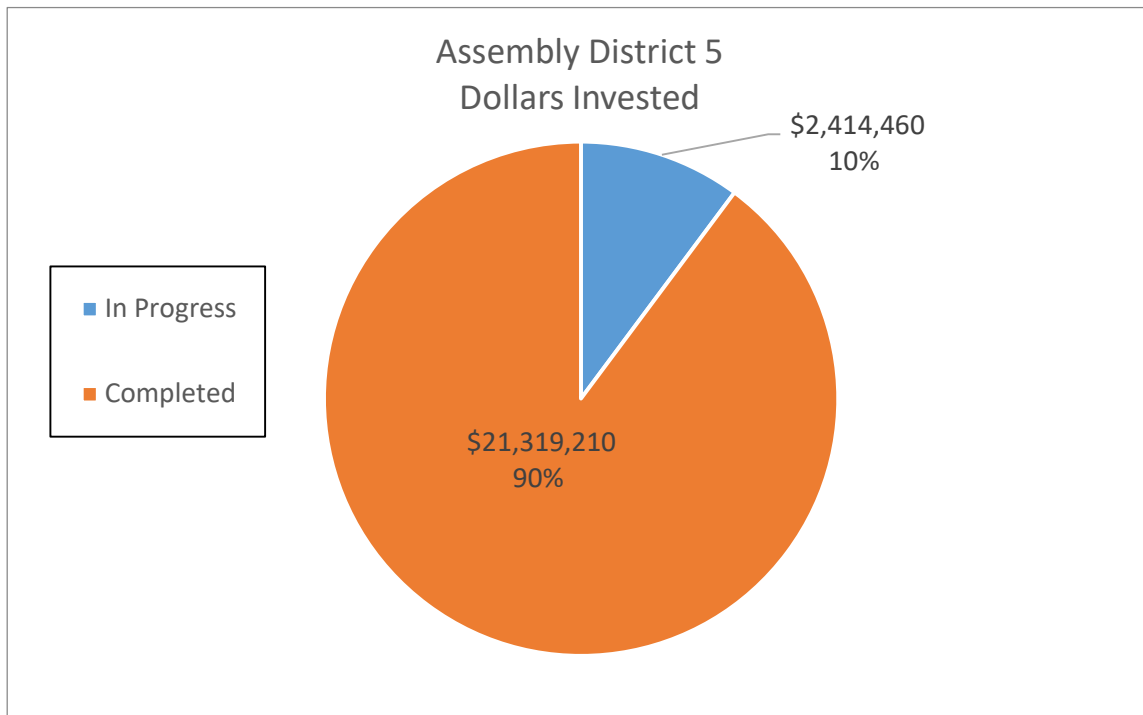
Assembly District 3						
	Number of Sites	Dollars Invested	Annual Electric Savings (kWh)	Annual Dollar Savings	15 Year Electric Savings (kWh)	15 Year Dollar Savings
In Progress	41	\$ 5,423,331.13	2,301,066	\$ 472,667.26	34,515,990	\$ 7,090,008.86
Completed	168	\$ 21,638,583.38	8,223,730	\$ 1,585,138.03	123,355,950	\$ 23,777,070.45
Grand Total	209	\$ 27,061,914.51	10,524,796	\$ 2,057,805.29	157,871,940.00	\$ 30,867,079.31
DAC	10	\$ 1,305,593.09	377,108	\$ 77,231.85	5,656,620	\$ 1,158,477.75



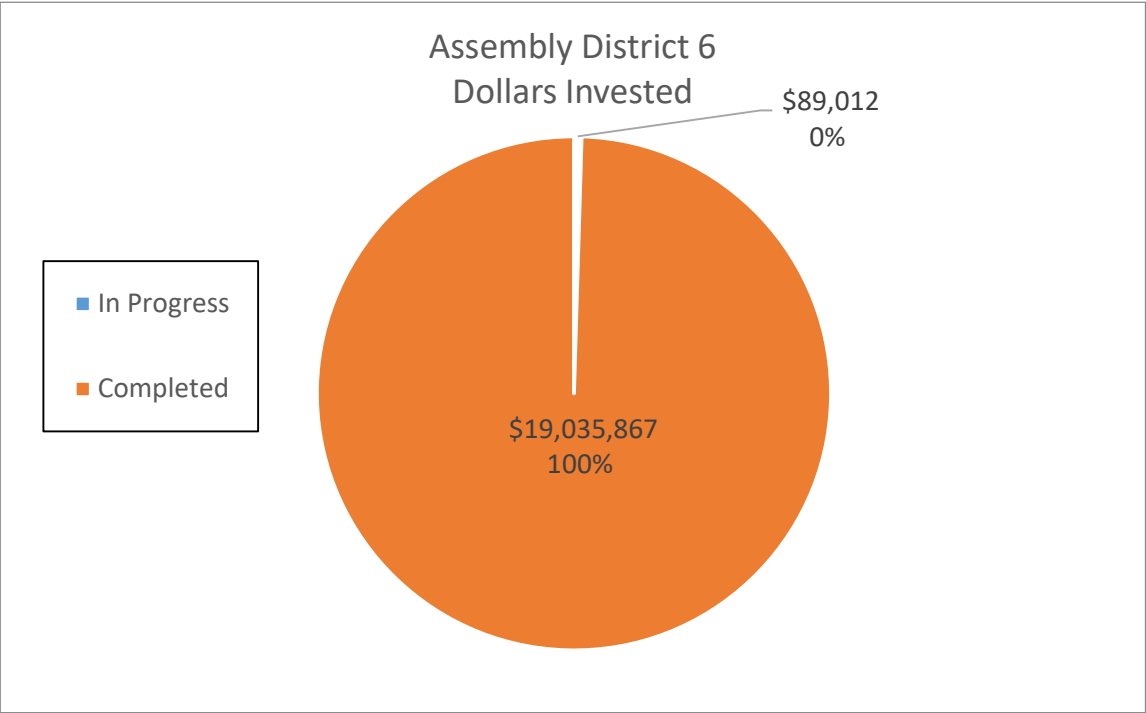
Assembly District 4						
	Number of Sites	Dollars Invested	Annual Electric Savings (kWh)	Annual Dollar Savings	15 Year Electric Savings (kWh)	15 Year Dollar Savings
In Progress	17	\$ 4,962,176.42	1,324,911	\$ 258,092.10	19,873,665	\$ 3,871,381.50
Completed	68	\$ 13,010,123.56	6,076,944	\$ 1,378,719.97	91,154,160	\$ 20,680,799.49
Grand Total	85	\$ 17,972,299.98	7,401,855	\$ 1,636,812.07	111,027,825.00	\$ 24,552,180.99



Assembly District 5						
	Number of Sites	Dollars Invested	Annual Electric Savings (kWh)	Annual Dollar Savings	15 Year Electric Savings (kWh)	15 Year Dollar Savings
In Progress	19	\$ 2,414,460.42	1,119,162	\$ 181,619.49	16,787,430	\$ 2,724,292.35
Completed	155	\$ 21,319,209.60	8,724,665	\$ 1,458,197.97	130,869,975	\$ 21,872,969.55
Grand Total	174	\$ 23,733,670.02	9,843,827	\$ 1,639,817.46	147,657,405.00	\$ 24,597,261.90
DAC	20	\$ 4,600,659.77	1,231,650	\$ 207,728.90	18,474,750	\$ 3,115,933.50



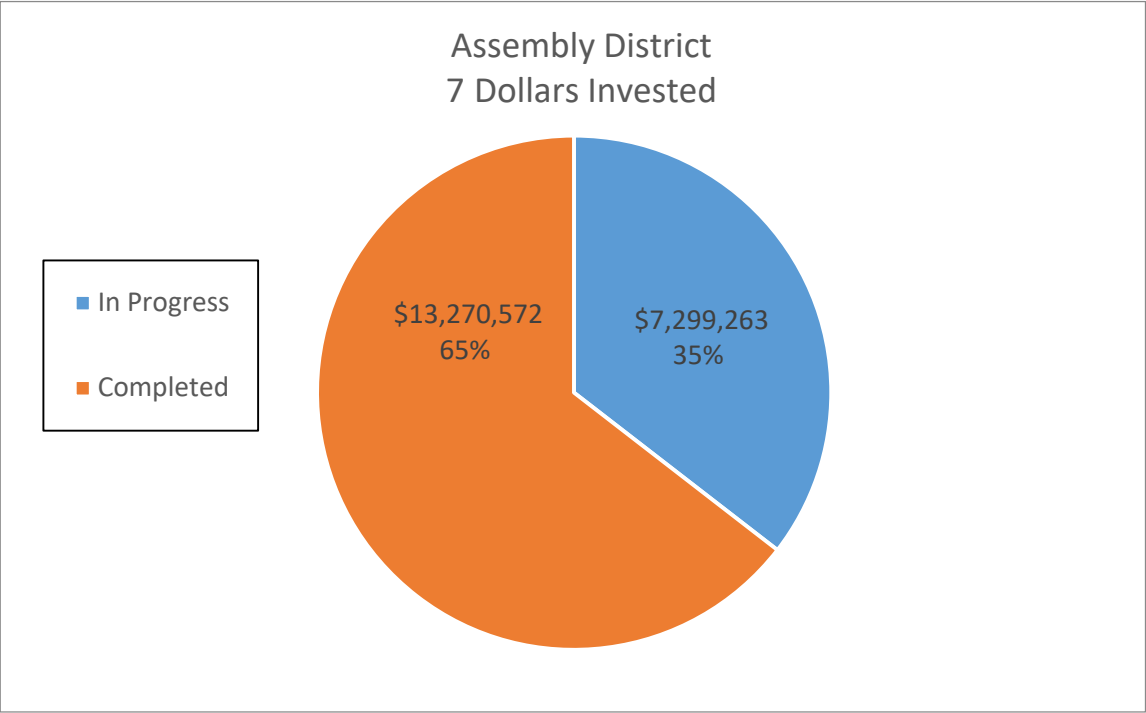
Assembly District 6						
	Number of Sites	Dollars Invested	Annual Electric Savings (kWh)	Annual Dollar Savings	15 Year Electric Savings (kWh)	15 Year Dollar Savings
In Progress	1	\$ 89,011.96	123,901	\$ 16,818.00	1,858,515	\$ 252,270.00
Completed	98	\$ 19,035,866.55	9,020,157	\$ 1,499,630.50	135,302,355	\$ 22,494,457.50
Grand Total	99	\$ 19,124,878.51	9,144,058	\$ 1,516,448.50	137,160,870.00	\$ 22,746,727.50



Assembly District 7						
	Number of Sites	Dollars Invested	Annual Electric Savings (kWh)	Annual Dollar Savings	15 Year Electric Savings (kWh)	15 Year Dollar Savings
In Progress	26	\$ 7,299,263.24	2,528,713	\$ 345,492.73	37,930,695	\$ 5,182,390.95
Completed	44	\$ 13,270,572.48	3,749,961	\$ 546,810.04	56,249,415	\$ 8,202,150.60
Grand Total	70	\$ 20,569,835.72	6,278,674	\$ 892,302.77	94,180,110.00	\$ 13,384,541.55

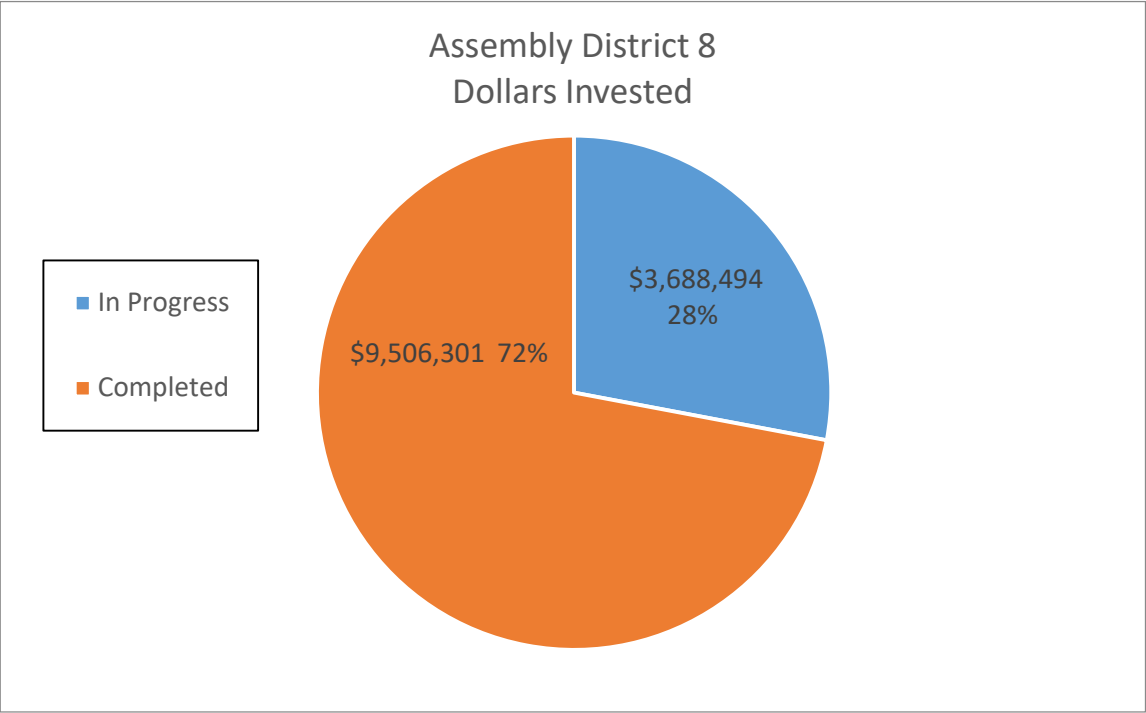
DAC	14	\$ 5,051,296.00	994,488	\$ 152,205.50	14,917,320	\$ 2,283,082.50
-----	----	-----------------	---------	---------------	------------	-----------------



Assembly District 8						
	Number of Sites	Dollars Invested	Annual Electric Savings (kWh)	Annual Dollar Savings	15 Year Electric Savings (kWh)	15 Year Dollar Savings
In Progress	12	\$ 3,688,494.22	1,206,751	\$ 185,006.71	18,101,265	\$ 2,775,100.65
Completed	88	\$ 9,506,301.06	4,129,689	\$ 612,738.34	61,945,335	\$ 9,191,075.10
Grand Total	100	\$ 13,194,795.28	5,336,440	\$ 797,745.05	80,046,600.00	\$ 11,966,175.75

DAC	11	\$ 935,323.56	457,033	\$ 62,182.62	6,855,495	\$ 932,739.30
-----	----	---------------	---------	--------------	-----------	---------------

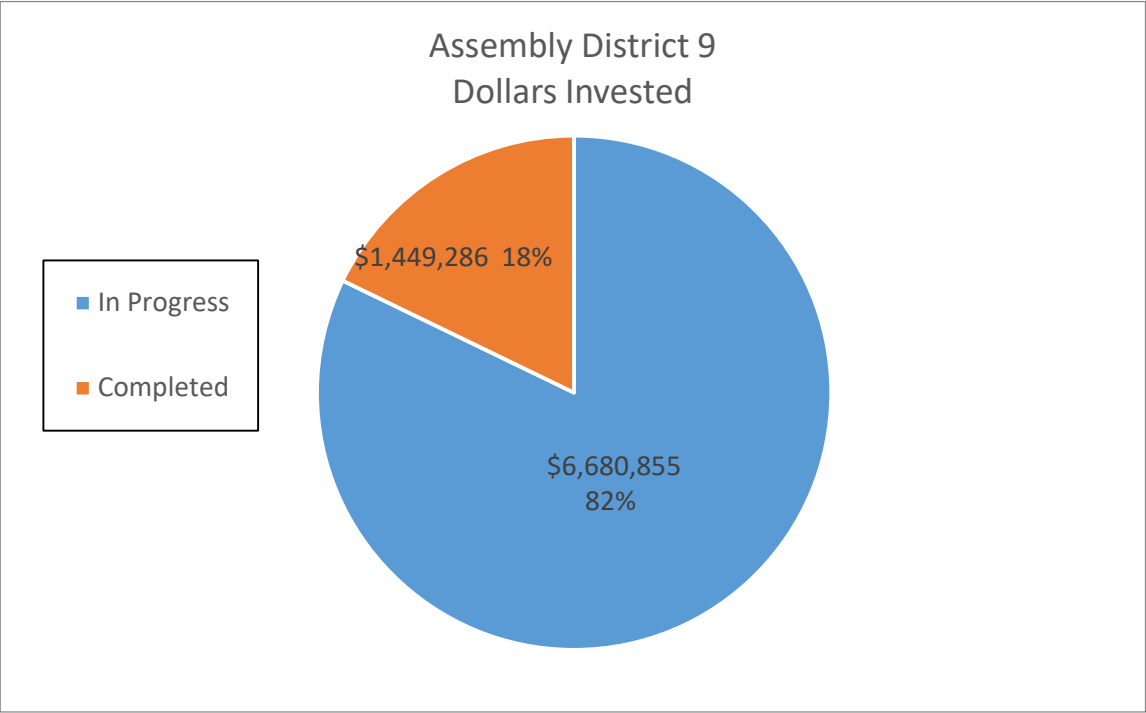




Assembly District 9						
	Number of Sites	Dollars Invested	Annual Electric Savings (kWh)	Annual Dollar Savings	15 Year Electric Savings (kWh)	15 Year Dollar Savings
In Progress	37	\$ 6,680,855.04	2,702,771	\$ 440,483.40	40,541,565	\$ 6,607,251.00
Completed	6	\$ 1,449,286.00	448,388	\$ 64,733.40	6,725,820	\$ 971,001.00
Grand Total	43	\$ 8,130,141.04	3,151,159	\$ 505,216.80	47,267,385.00	\$ 7,578,252.00

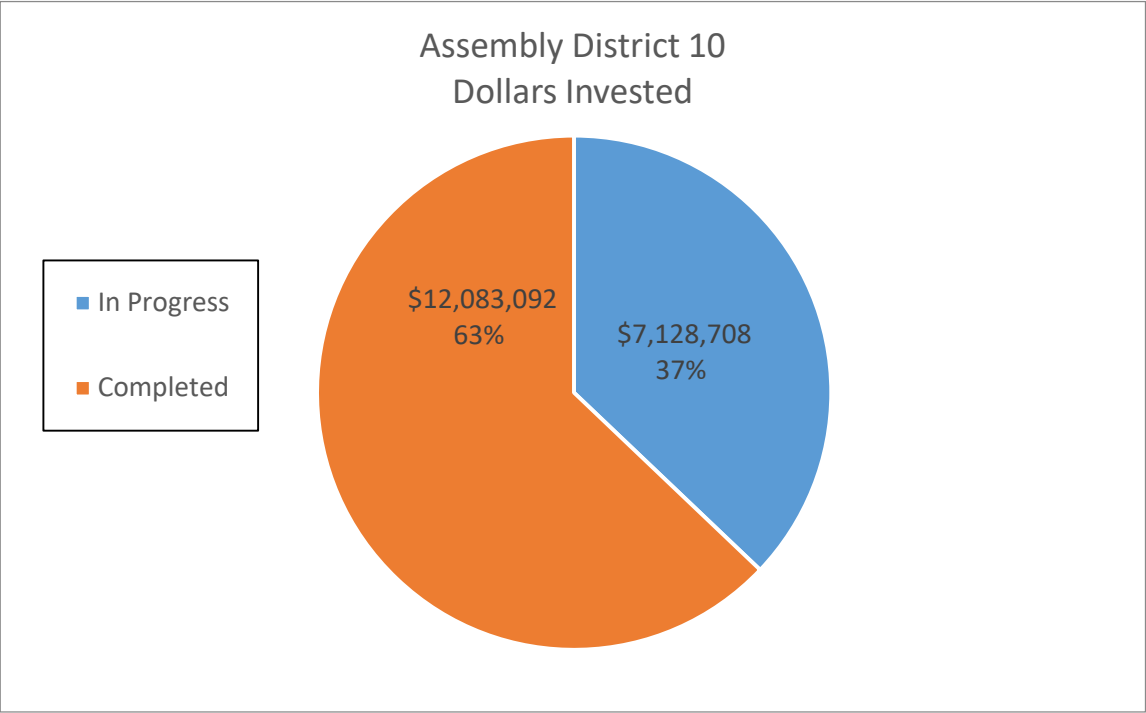
DAC	5	\$ 567,892.07	213,588	\$ 34,277.73	3,203,820	\$ 514,165.95
-----	---	---------------	---------	--------------	-----------	---------------



Assembly District 10						
	Number of Sites	Dollars Invested	Annual Electric Savings (kWh)	Annual Dollar Savings	15 Year Electric Savings (kWh)	15 Year Dollar Savings
In Progress	53	\$ 7,128,707.53	2,938,420	\$ 625,887.86	44,076,300	\$ 9,388,317.90
Completed	88	\$ 12,083,091.79	4,340,798	\$ 882,840.06	65,111,970	\$ 13,242,600.84
Grand Total	141	\$ 19,211,799.32	7,279,218	\$ 1,508,727.92	109,188,270.00	\$ 22,630,918.74

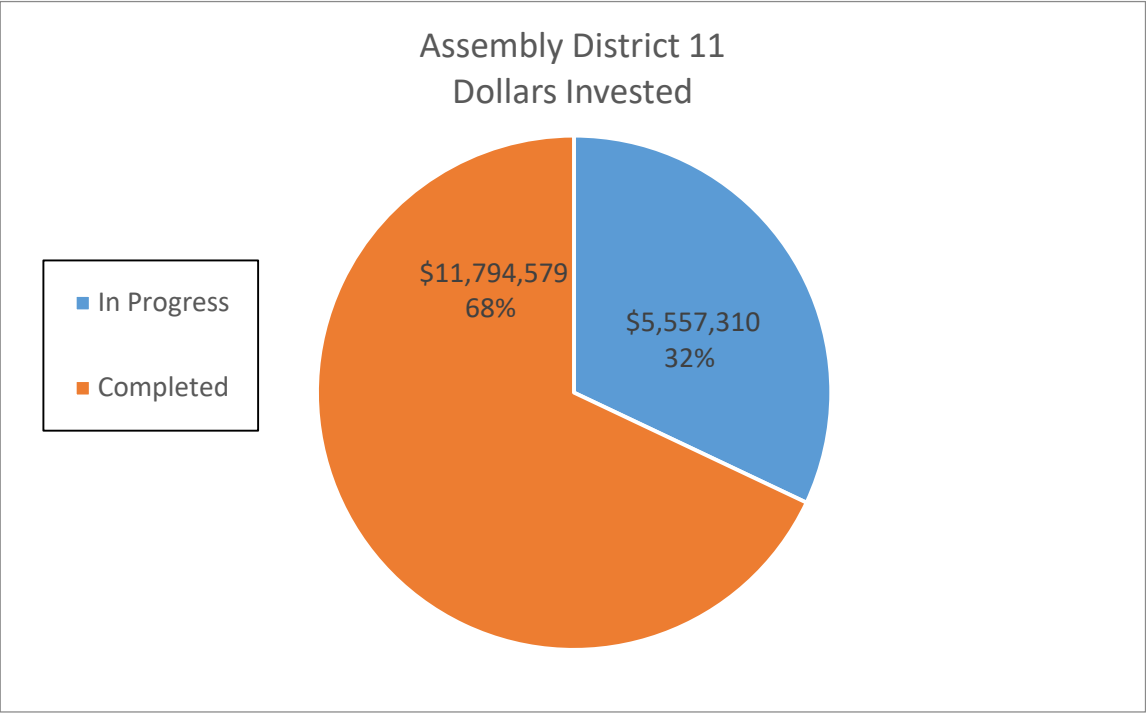
DAC	1	\$ 104,026.00	56,142	\$ 2,938.31	842,130	\$ 44,074.65
-----	---	---------------	--------	-------------	---------	--------------



Assembly District 11						
	Number of Sites	Dollars Invested	Annual Electric Savings (kWh)	Annual Dollar Savings	15 Year Electric Savings (kWh)	15 Year Dollar Savings
In Progress	24	\$ 5,557,310.00	1,833,496	\$ 353,472.50	27,502,440	\$ 5,302,087.50
Completed	59	\$ 11,794,578.61	4,221,072	\$ 827,521.85	63,316,080	\$ 12,412,827.75
Grand Total	83	\$ 17,351,888.61	6,054,568	\$ 1,180,994.35	90,818,520.00	\$ 17,714,915.25

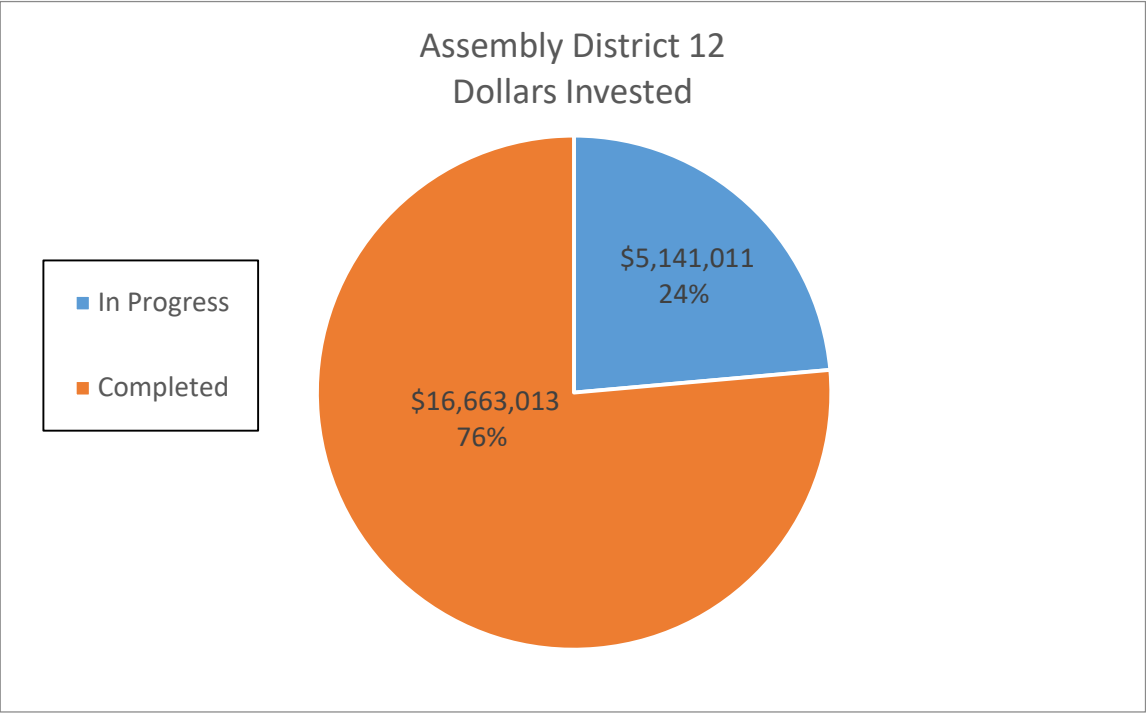
DAC	8	\$ 2,266,474.84	417,940	\$ 64,954.00	6,269,100	\$ 974,310.00
-----	---	-----------------	---------	--------------	-----------	---------------



Assembly District 12						
	Number of Sites	Dollars Invested	Annual Electric Savings (kWh)	Annual Dollar Savings	15 Year Electric Savings (kWh)	15 Year Dollar Savings
In Progress	37	\$ 5,141,011.03	1,919,182	\$ 280,645.50	28,787,730	\$ 4,209,682.50
Completed	89	\$ 16,663,012.76	7,933,481	\$ 1,141,385.06	119,002,215	\$ 17,120,775.90
Grand Total	126	\$ 21,804,023.79	9,852,663	\$ 1,422,030.56	147,789,945.00	\$ 21,330,458.40

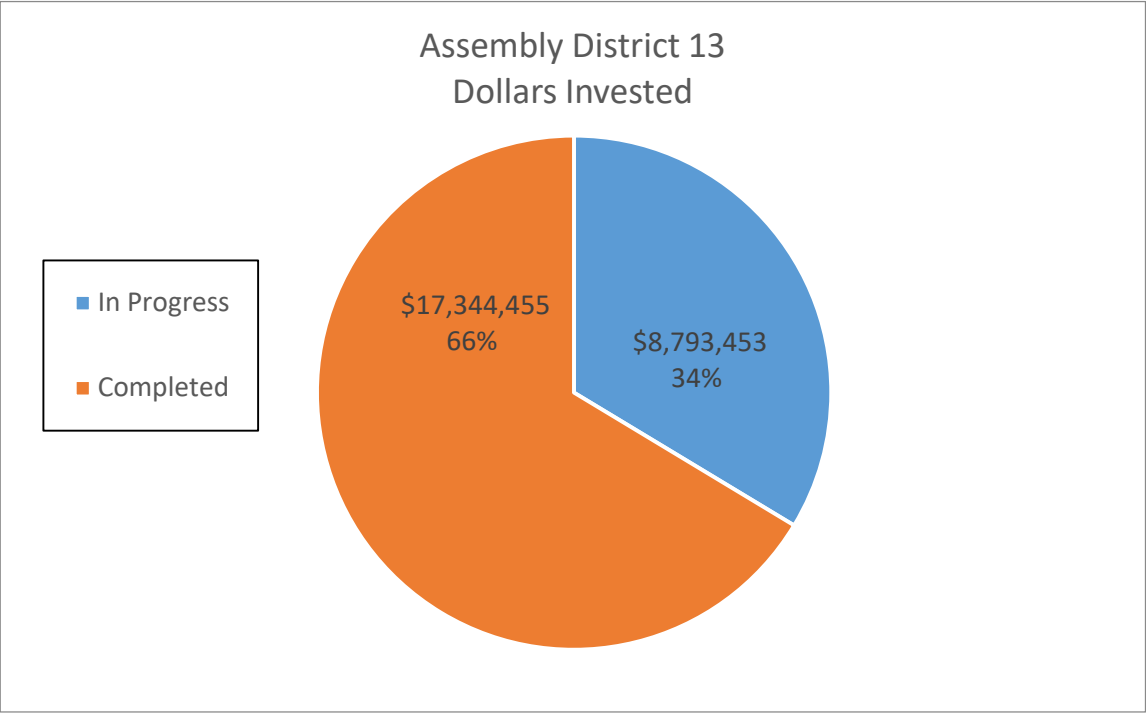
DAC	55	\$ 9,403,650.63	4,051,456	\$ 602,856.76	60,771,840	\$ 9,042,851.40
-----	----	-----------------	-----------	---------------	------------	-----------------



Assembly District 13						
	Number of Sites	Dollars Invested	Annual Electric Savings (kWh)	Annual Dollar Savings	15 Year Electric Savings (kWh)	15 Year Dollar Savings
In Progress	56	\$ 8,793,452.96	2,390,422	\$ 582,633.72	35,856,330	\$ 8,739,505.80
Completed	84	\$ 17,344,455.19	7,071,488	\$ 1,222,432.26	106,072,320	\$ 18,336,483.90
Grand Total	140	\$ 26,137,908.15	9,461,910	\$ 1,805,065.98	141,928,650.00	\$ 27,075,989.70

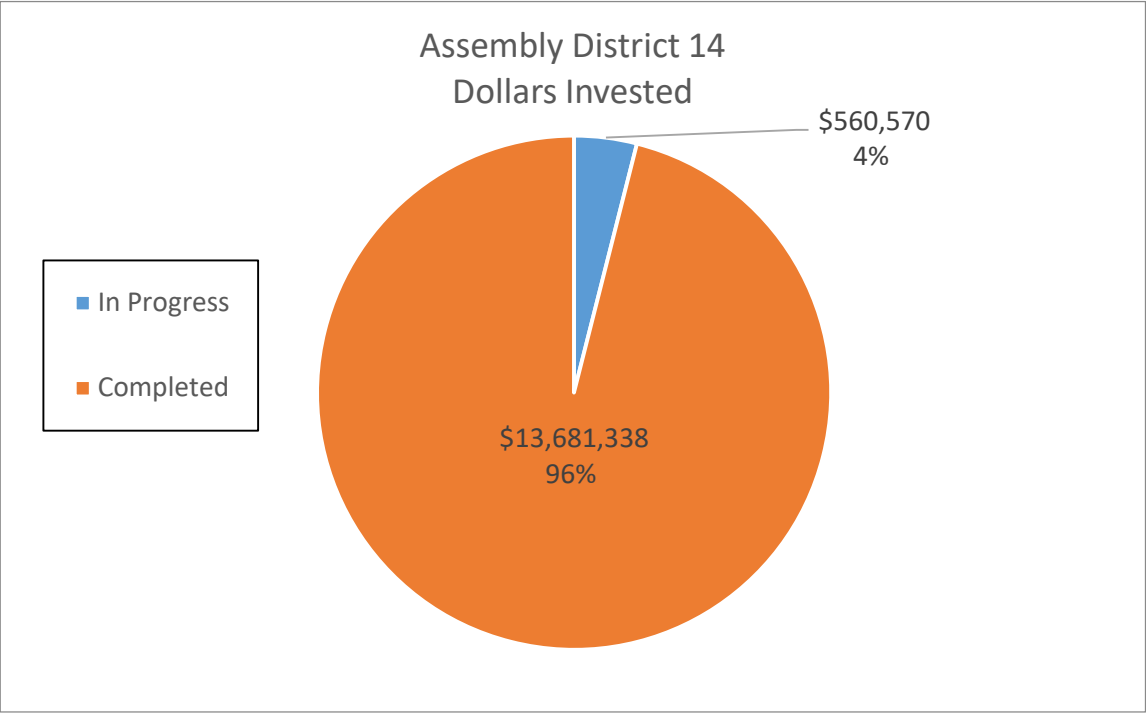
DAC	96	\$ 15,994,608.20	5,287,717	\$ 1,074,176.25	79,315,755	\$ 16,112,643.75
-----	----	------------------	-----------	-----------------	------------	------------------



Assembly District 14						
	Number of Sites	Dollars Invested	Annual Electric Savings (kWh)	Annual Dollar Savings	15 Year Electric Savings (kWh)	15 Year Dollar Savings
In Progress	3	\$ 560,570.00	96,795	\$ 19,802.00	1,451,925	\$ 297,030.00
Completed	72	\$ 13,681,338.49	1,523,343	\$ 503,632.31	22,850,145	\$ 7,554,484.65
Grand Total	75	\$ 14,241,908.49	1,620,138	\$ 523,434.31	24,302,070.00	\$ 7,851,514.65

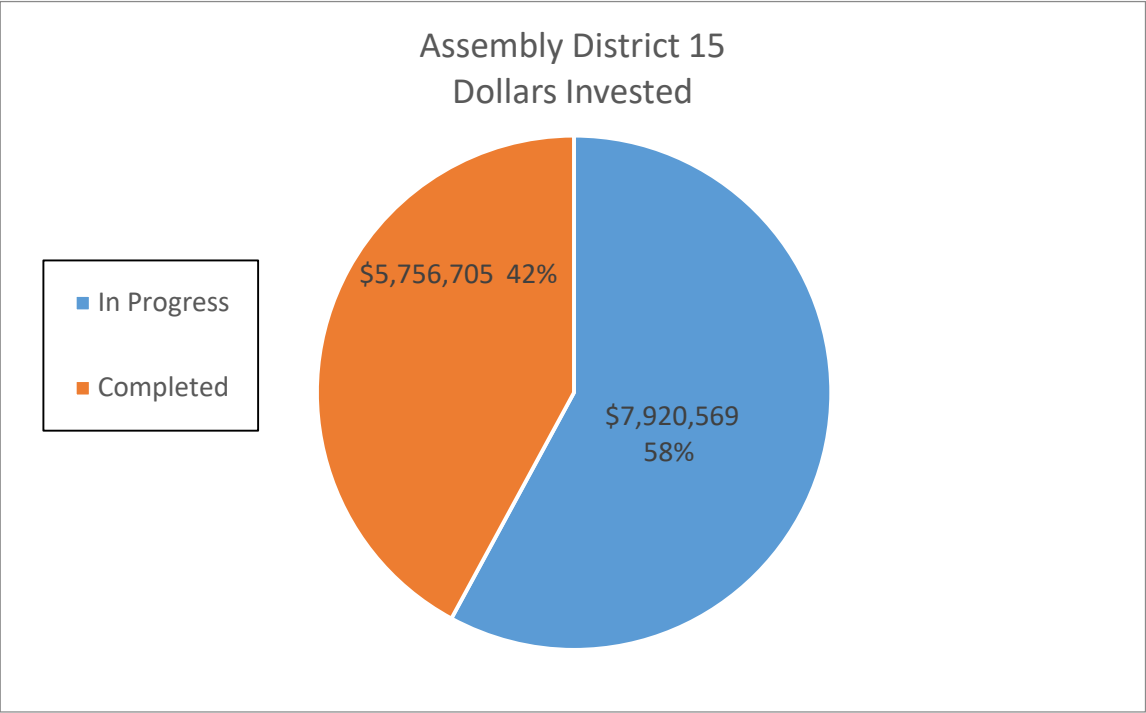
DAC	9	\$ 1,231,088.58	413,239	\$ 86,138.25	6,198,585	\$ 1,292,073.75
-----	---	-----------------	---------	--------------	-----------	-----------------



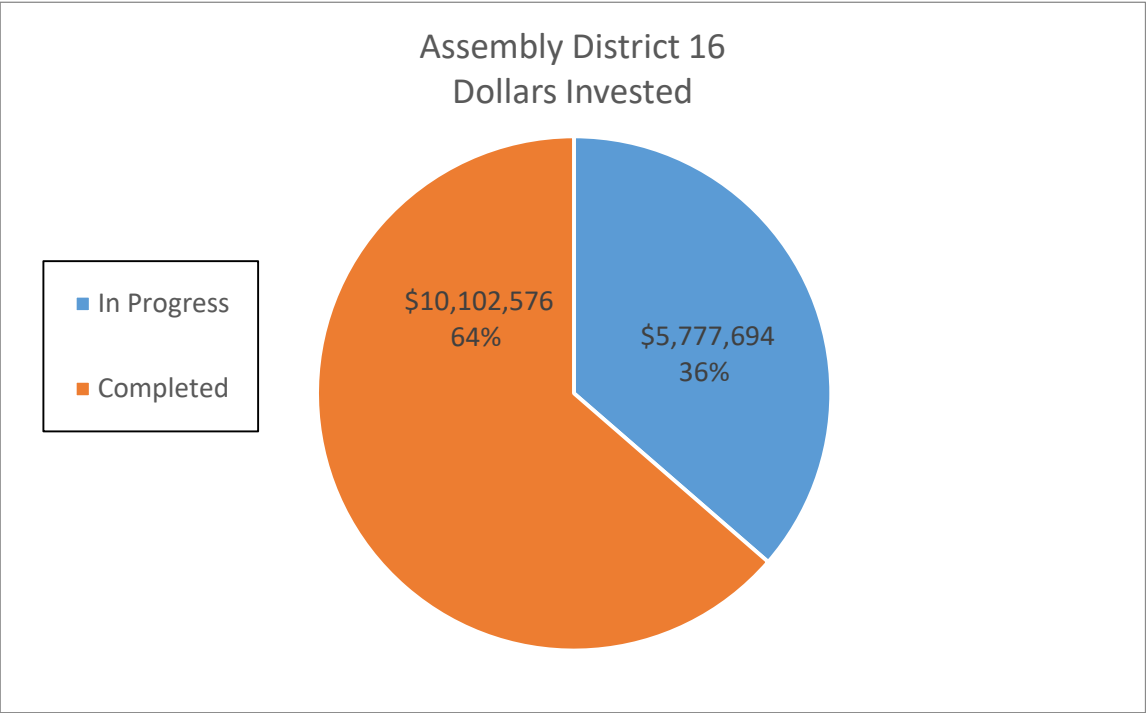
Assembly District 15						
	Number of Sites	Dollars Invested	Annual Electric Savings (kWh)	Annual Dollar Savings	15 Year Electric Savings (kWh)	15 Year Dollar Savings
In Progress	31	\$ 7,920,569.23	2,349,825	\$ 474,358.51	35,247,375	\$ 7,115,377.65
Completed	39	\$ 5,756,705.47	2,470,820	\$ 467,708.73	37,062,300	\$ 7,015,630.95
Grand Total	70	\$ 13,677,274.70	4,820,645	\$ 942,067.24	72,309,675.00	\$ 14,131,008.60

DAC	12	\$ 1,757,261.50	583,049	\$ 106,143.97	8,745,735	\$ 1,592,159.55
-----	----	-----------------	---------	---------------	-----------	-----------------



Assembly District 16						
	Number of Sites	Dollars Invested	Annual Electric Savings (kWh)	Annual Dollar Savings	15 Year Electric Savings (kWh)	15 Year Dollar Savings
In Progress	36	\$ 5,777,693.95	1,560,735	\$ 289,254.99	23,411,025	\$ 4,338,824.85
Completed	105	\$ 10,102,576.28	3,394,948	\$ 604,791.92	50,924,220	\$ 9,071,878.80
Grand Total	141	\$ 15,880,270.23	4,955,683	\$ 894,046.91	74,335,245.00	\$ 13,410,703.65

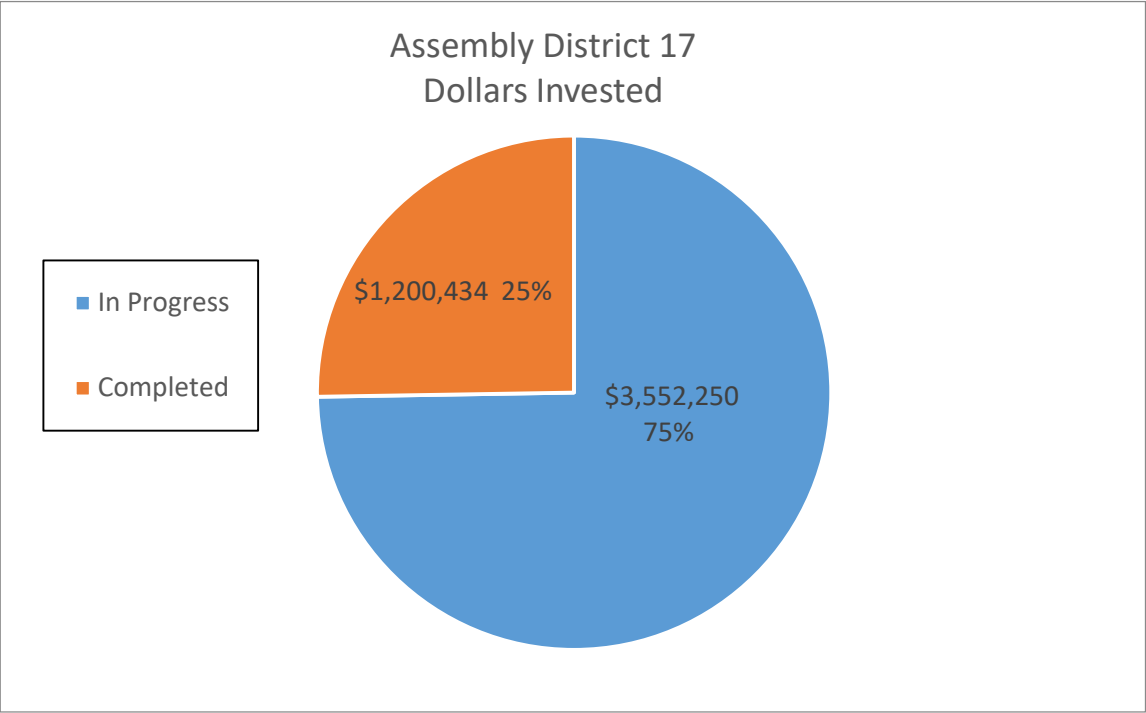




Assembly District 17						
	Number of Sites	Dollars Invested	Annual Electric Savings (kWh)	Annual Dollar Savings	15 Year Electric Savings (kWh)	15 Year Dollar Savings
In Progress	13	\$ 3,552,249.58	455,797	\$ 58,872.06	6,836,955	\$ 883,080.90
Completed	4	\$ 1,200,434.22	105,204	\$ 16,766.26	1,578,060	\$ 251,493.90
Grand Total	17	\$ 4,752,683.80	561,001	\$ 75,638.32	8,415,015.00	\$ 1,134,574.80

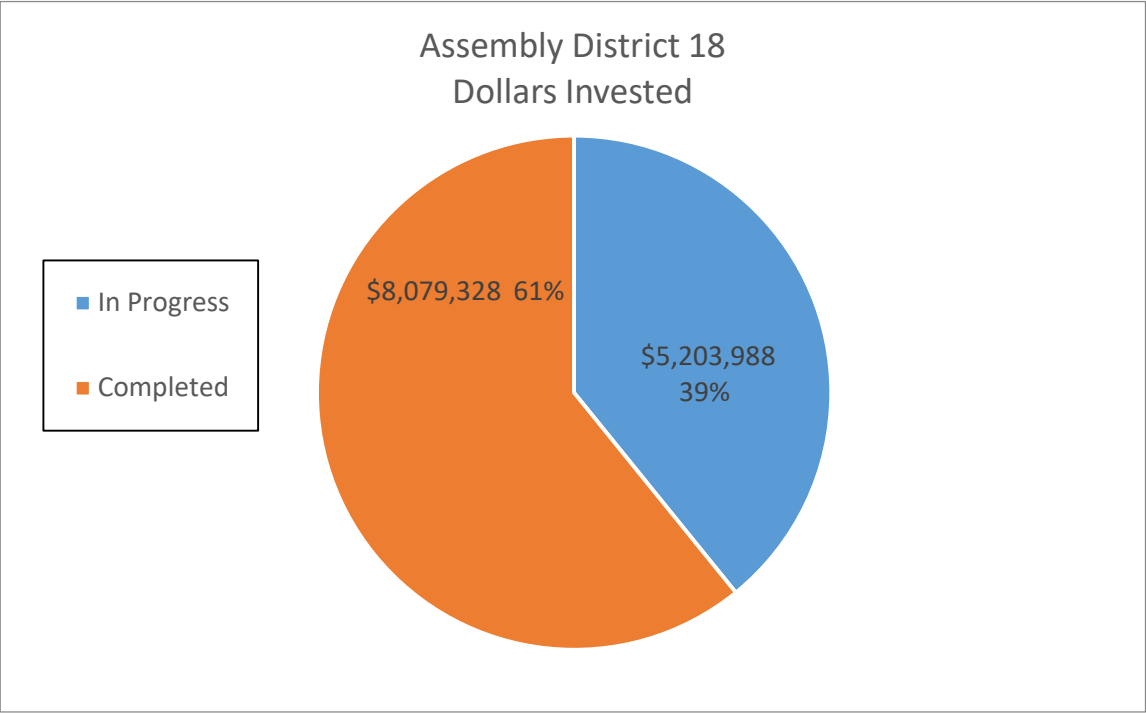
DAC	2	\$ 70,068.26	35,811	\$ 6,606.00	537,165	\$ 99,090.00
-----	---	--------------	--------	-------------	---------	--------------



Assembly District 18						
	Number of Sites	Dollars Invested	Annual Electric Savings (kWh)	Annual Dollar Savings	15 Year Electric Savings (kWh)	15 Year Dollar Savings
In Progress	17	\$ 5,203,987.77	1,155,910	\$ 223,019.37	17,338,650	\$ 3,345,290.55
Completed	40	\$ 8,079,328.26	3,324,950	\$ 604,417.20	49,874,250	\$ 9,066,258.00
Grand Total	57	\$ 13,283,316.03	4,480,860	\$ 827,436.57	67,212,900.00	\$ 12,411,548.55

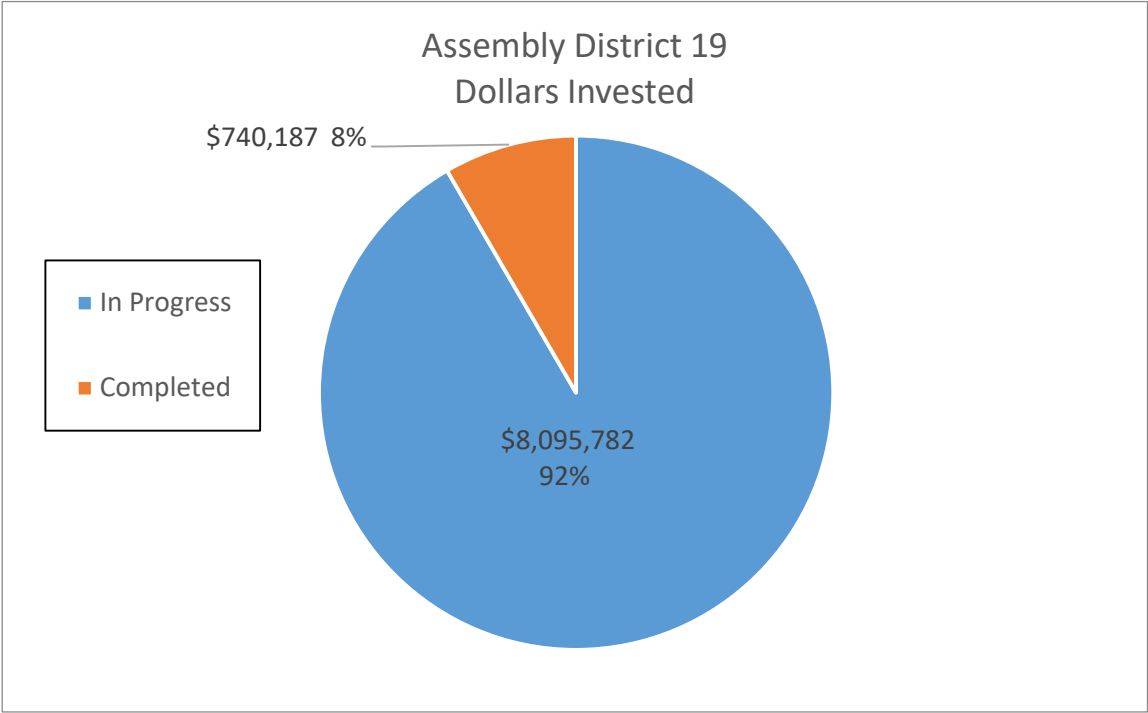
  

DAC	15	\$ 4,899,754.86	1,310,443	\$ 260,788.99	19,656,645	\$ 3,911,834.85
-----	----	-----------------	-----------	---------------	------------	-----------------



Assembly District 19						
	Number of Sites	Dollars Invested	Annual Electric Savings (kWh)	Annual Dollar Savings	15 Year Electric Savings (kWh)	15 Year Dollar Savings
In Progress	20	\$ 8,095,782.45	642,907	\$ 120,303.05	9,643,605	\$ 1,804,545.75
Completed	3	\$ 740,186.86	354,125	\$ 71,910.00	5,311,875	\$ 1,078,650.00
Grand Total	23	\$ 8,835,969.31	997,032	\$ 192,213.05	14,955,480.00	\$ 2,883,195.75

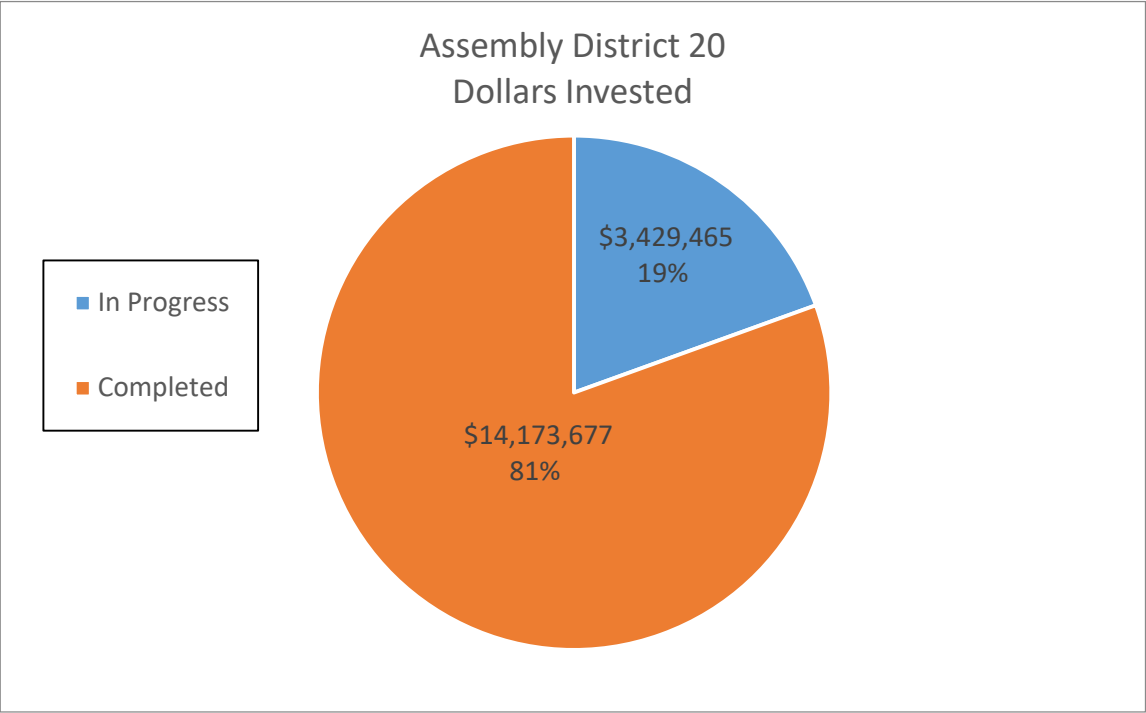
-	\$	-
---	----	---



Assembly District 20						
	Number of Sites	Dollars Invested	Annual Electric Savings (kWh)	Annual Dollar Savings	15 Year Electric Savings (kWh)	15 Year Dollar Savings
In Progress	6	\$ 3,429,465.00	3,244,636	\$ 415,294.60	48,669,540	\$ 6,229,419.00
Completed	70	\$ 14,173,677.25	4,442,162	\$ 763,271.18	66,632,430	\$ 11,449,067.70
Grand Total	76	\$ 17,603,142.25	7,686,798	\$ 1,178,565.78	115,301,970.00	\$ 17,678,486.70

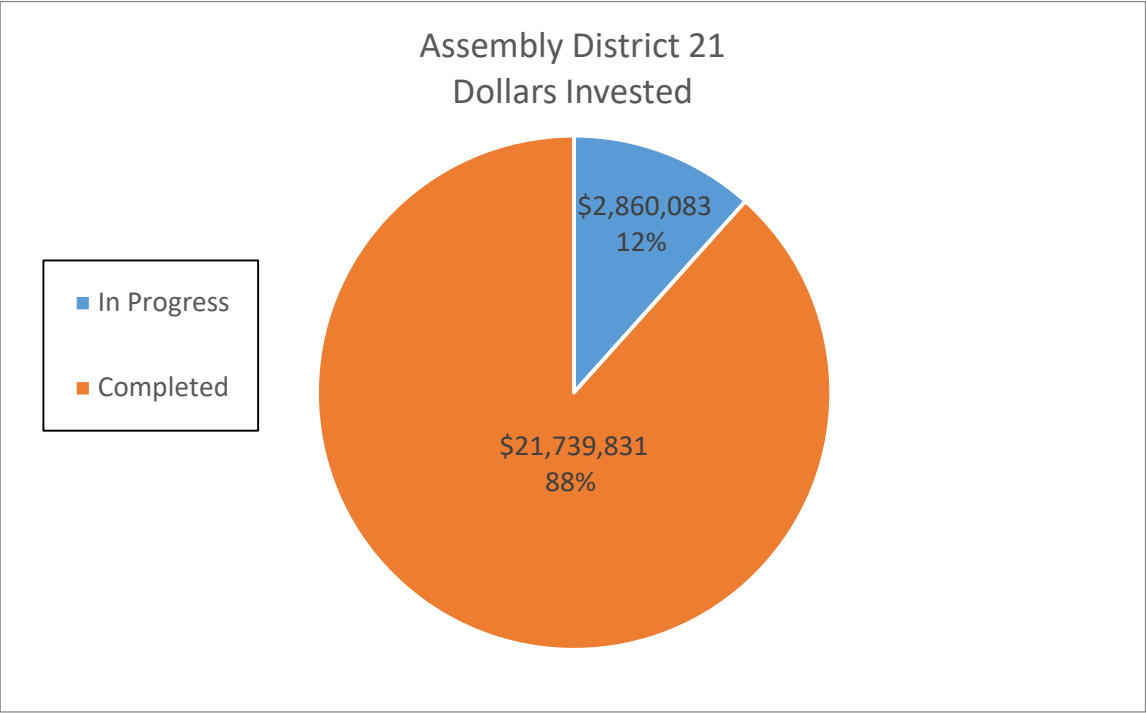
DAC	2	\$ 542,806.00	105,936	\$ 18,636.00	1,589,040	\$ 279,540.00
-----	---	---------------	---------	--------------	-----------	---------------



Assembly District 21						
	Number of Sites	Dollars Invested	Annual Electric Savings (kWh)	Annual Dollar Savings	15 Year Electric Savings (kWh)	15 Year Dollar Savings
In Progress	19	\$ 2,860,083.24	1,298,549	\$ 211,053.86	19,478,235	\$ 3,165,807.90
Completed	112	\$ 21,739,830.58	7,918,542	\$ 1,212,881.03	118,778,130	\$ 18,193,215.45
Grand Total	131	\$ 24,599,913.82	9,217,091	\$ 1,423,934.89	138,256,365.00	\$ 21,359,023.35

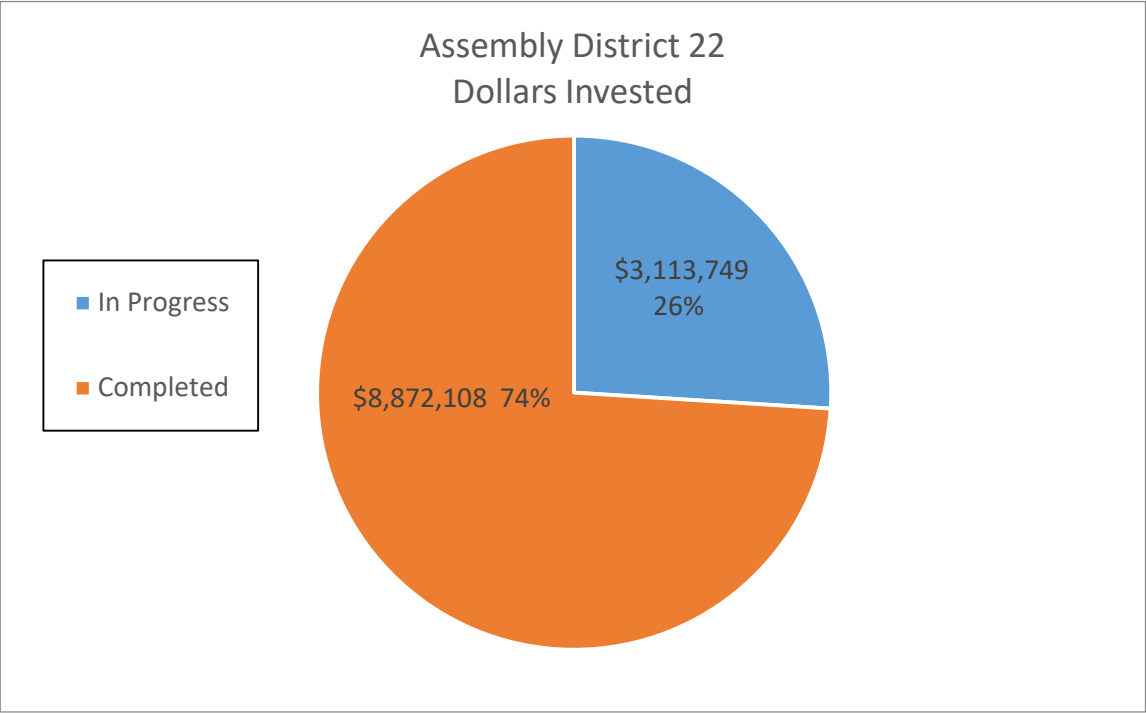
DAC	111	\$ 18,477,083.16	7,184,875	\$ 1,091,440.40	107,773,125	\$ 16,371,606.00
-----	-----	------------------	-----------	-----------------	-------------	------------------



Assembly District 22						
	Number of Sites	Dollars Invested	Annual Electric Savings (kWh)	Annual Dollar Savings	15 Year Electric Savings (kWh)	15 Year Dollar Savings
In Progress	39	\$ 3,113,748.86	1,175,695	\$ 202,546.02	17,635,425	\$ 3,038,190.30
Completed	51	\$ 8,872,108.17	3,178,743	\$ 614,894.07	47,681,145	\$ 9,223,411.05
Grand Total	90	\$ 11,985,857.03	4,354,438	\$ 817,440.09	65,316,570.00	\$ 12,261,601.35

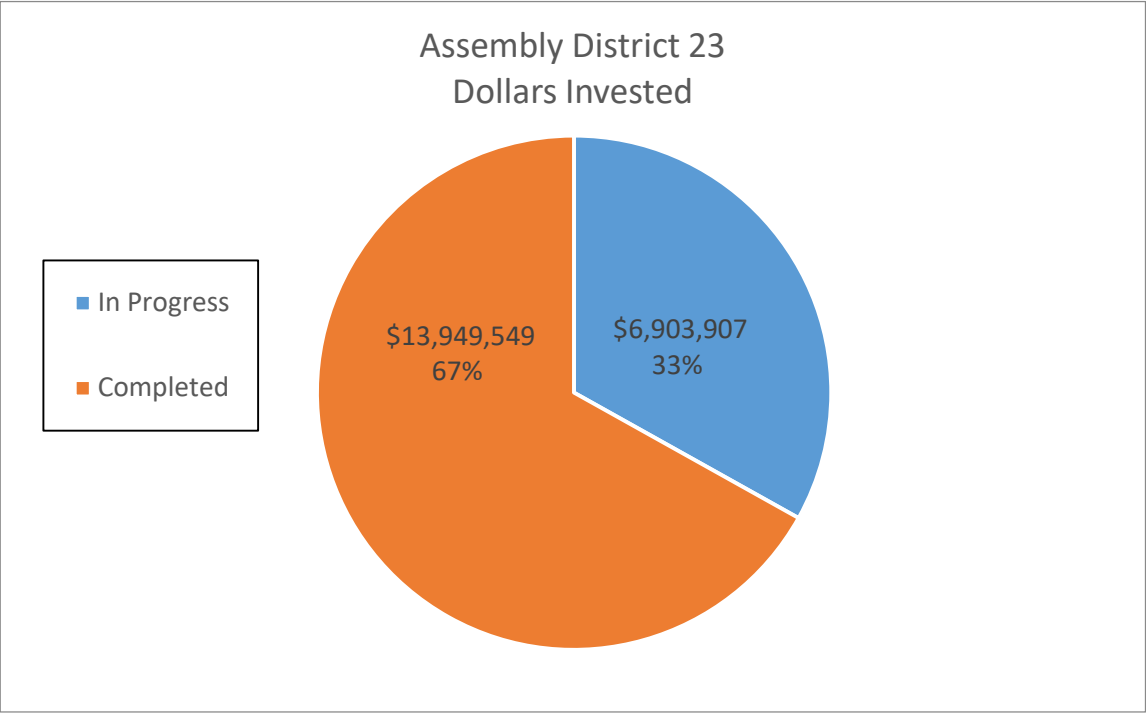
DAC	3	\$ 1,882,716.48	519,369	\$ 125,020.53	7,790,535	\$ 1,875,307.95
-----	---	-----------------	---------	---------------	-----------	-----------------



Assembly District 23						
	Number of Sites	Dollars Invested	Annual Electric Savings (kWh)	Annual Dollar Savings	15 Year Electric Savings (kWh)	15 Year Dollar Savings
In Progress	22	\$ 6,903,907.34	1,777,072	\$ 360,593.80	26,656,080	\$ 5,408,907.00
Completed	60	\$ 13,949,548.82	5,298,348	\$ 1,048,751.93	79,475,220	\$ 15,731,278.95
Grand Total	82	\$ 20,853,456.16	7,075,420	\$ 1,409,345.73	106,131,300.00	\$ 21,140,185.95

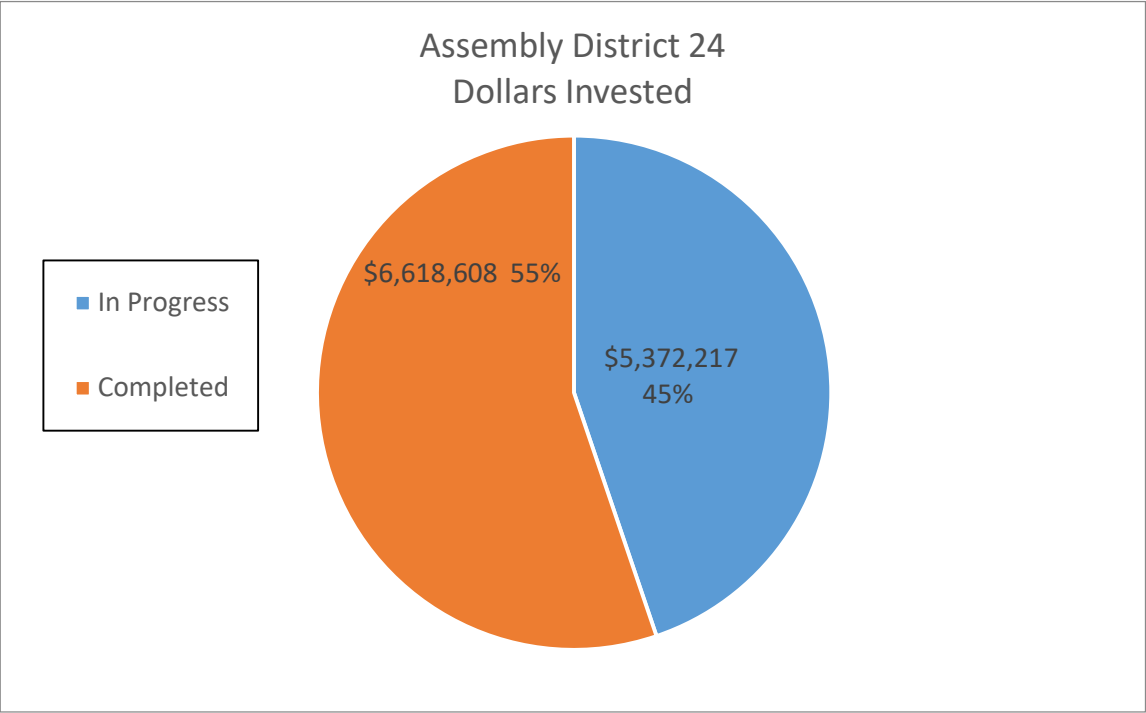
DAC	23	\$ 4,877,406.61	1,988,161	\$ 385,343.01	29,822,415	\$ 5,780,145.15
-----	----	-----------------	-----------	---------------	------------	-----------------



Assembly District 24						
	Number of Sites	Dollars Invested	Annual Electric Savings (kWh)	Annual Dollar Savings	15 Year Electric Savings (kWh)	15 Year Dollar Savings
In Progress	32	\$ 5,372,216.89	2,921,597	\$ 468,616.12	43,823,955	\$ 7,029,241.80
Completed	34	\$ 6,618,607.80	2,145,201	\$ 398,175.60	32,178,015	\$ 5,972,634.00
Grand Total	66	\$ 11,990,824.69	5,066,798	\$ 866,791.72	76,001,970.00	\$ 13,001,875.80

DAC	1	\$ 48,472.00	22,301	\$ 4,186.80	334,515	\$ 62,802.00
-----	---	--------------	--------	-------------	---------	--------------

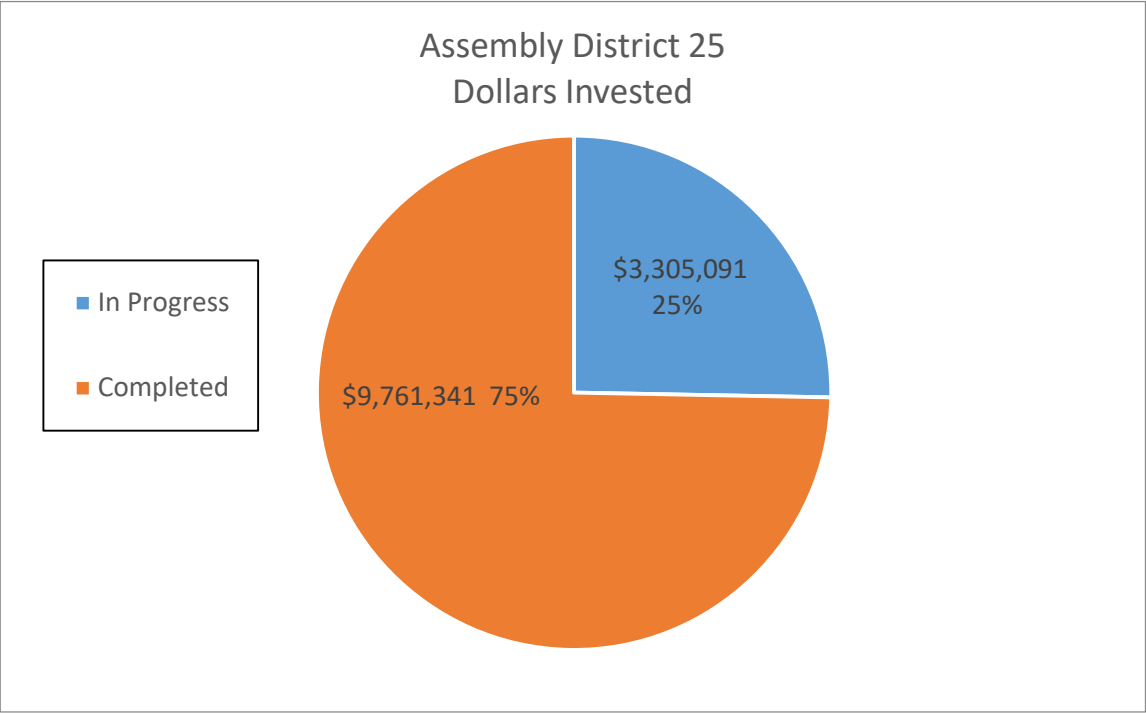




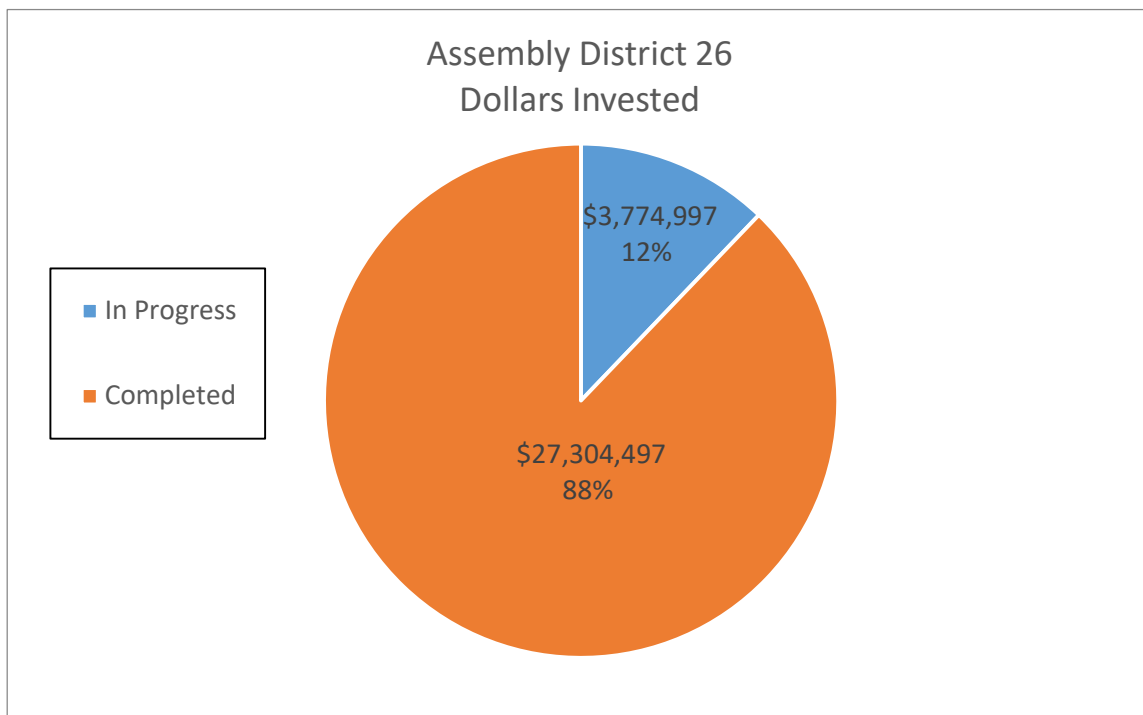
Assembly District 25						
	Number of Sites	Dollars Invested	Annual Electric Savings (kWh)	Annual Dollar Savings	15 Year Electric Savings (kWh)	15 Year Dollar Savings
In Progress	28	\$ 3,305,091.41	1,398,143	\$ 306,264.07	20,972,145	\$ 4,593,961.05
Completed	37	\$ 9,761,340.67	3,447,457	\$ 589,949.56	51,711,855	\$ 8,849,243.40
Grand Total	65	\$ 13,066,432.08	4,845,600	\$ 896,213.63	72,684,000.00	\$ 13,443,204.45

DAC	6	\$ 973,116.39	540,042	\$ 110,730.79	8,100,630	\$ 1,660,961.85
-----	---	---------------	---------	---------------	-----------	-----------------



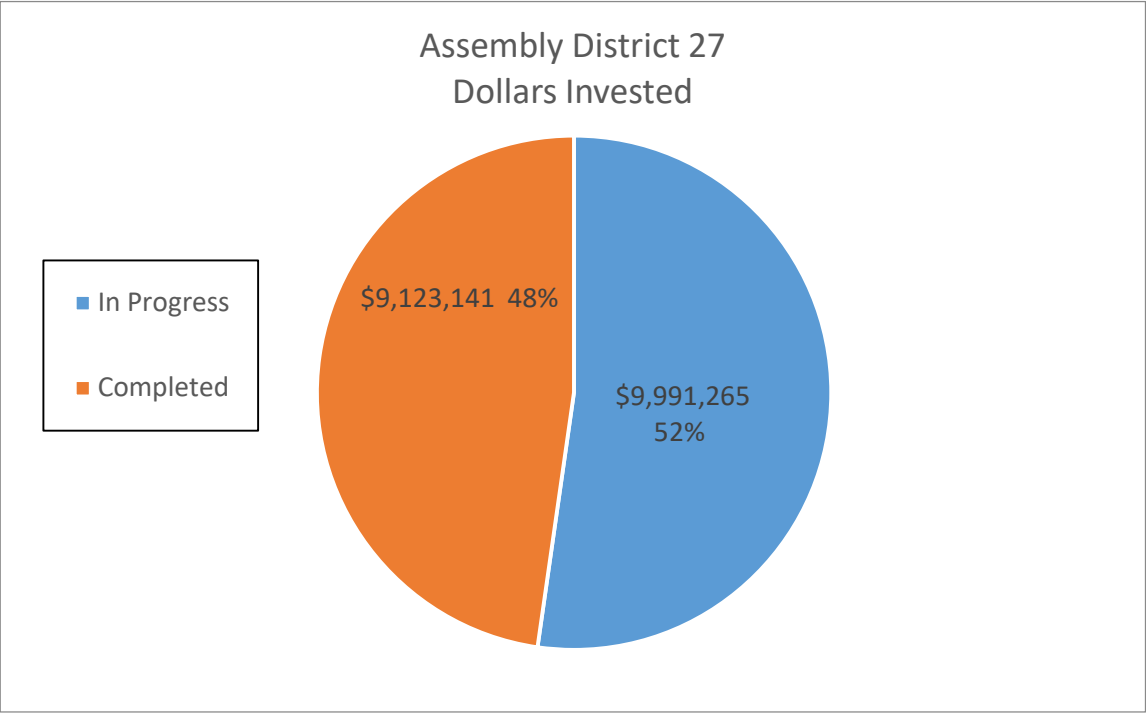
Assembly District 26						
	Number of Sites	Dollars Invested	Annual Electric Savings (kWh)	Annual Dollar Savings	15 Year Electric Savings (kWh)	15 Year Dollar Savings
In Progress	22	\$ 3,774,996.50	1,516,678	\$ 280,044.62	22,750,170	\$ 4,200,669.27
Completed	152	\$ 27,304,496.58	9,880,570	\$ 1,718,225.18	148,208,550	\$ 25,773,377.70
Grand Total	174	\$ 31,079,493.08	11,397,248	\$ 1,998,269.80	170,958,720.00	\$ 29,974,046.97
DAC	75	\$ 15,621,618.43	5,832,281	\$ 1,026,178.81	87,484,215	\$ 15,392,682.15



Assembly District 27						
	Number of Sites	Dollars Invested	Annual Electric Savings (kWh)	Annual Dollar Savings	15 Year Electric Savings (kWh)	15 Year Dollar Savings
In Progress	42	\$ 9,991,265.23	3,365,325	\$ 727,484.21	50,479,875	\$ 10,912,263.15
Completed	40	\$ 9,123,141.11	2,883,628	\$ 718,345.11	43,254,420	\$ 10,775,176.65
Grand Total	82	\$ 19,114,406.34	6,248,953	\$ 1,445,829.32	93,734,295.00	\$ 21,687,439.80

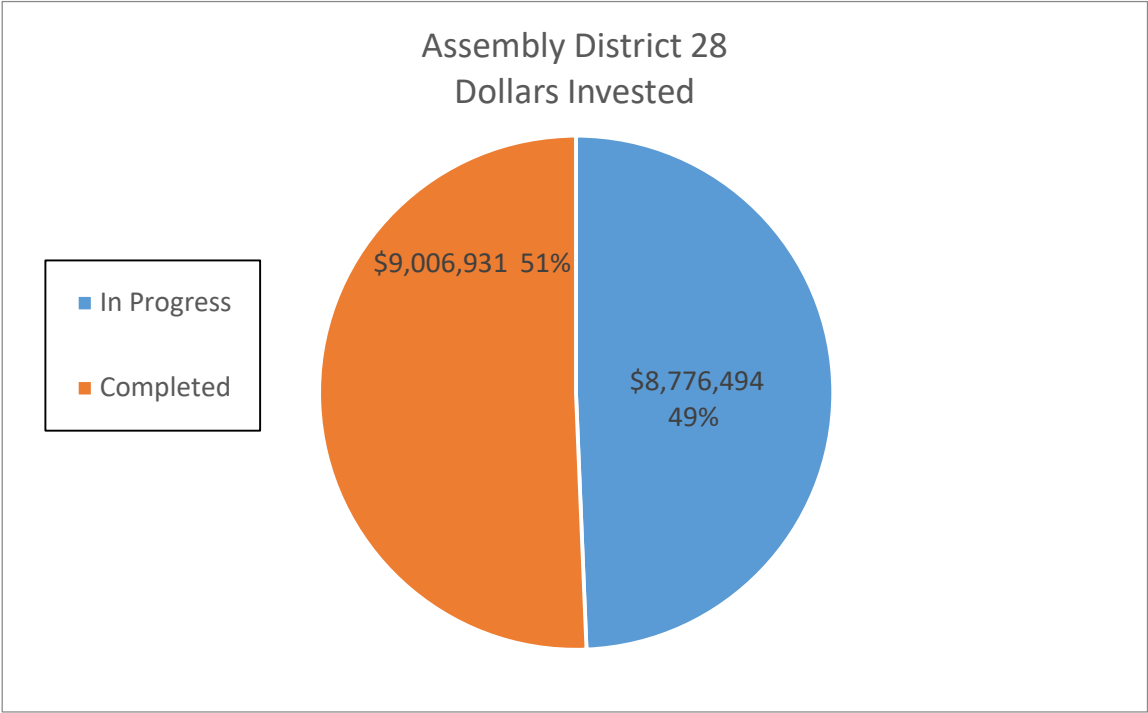
  

DAC	15	\$ 3,303,657.79	1,019,178	\$ 212,465.54	15,287,670	\$ 3,186,983.10
-----	----	-----------------	-----------	---------------	------------	-----------------



Assembly District 28						
	Number of Sites	Dollars Invested	Annual Electric Savings (kWh)	Annual Dollar Savings	15 Year Electric Savings (kWh)	15 Year Dollar Savings
In Progress	64	\$ 8,776,494.21	4,106,959	\$ 807,934.29	61,604,385	\$ 12,119,014.35
Completed	50	\$ 9,006,930.82	4,964,403	\$ 1,012,173.77	74,466,045	\$ 15,182,606.55
Grand Total	114	\$ 17,783,425.03	9,071,362	\$ 1,820,108.06	136,070,430.00	\$ 27,301,620.90

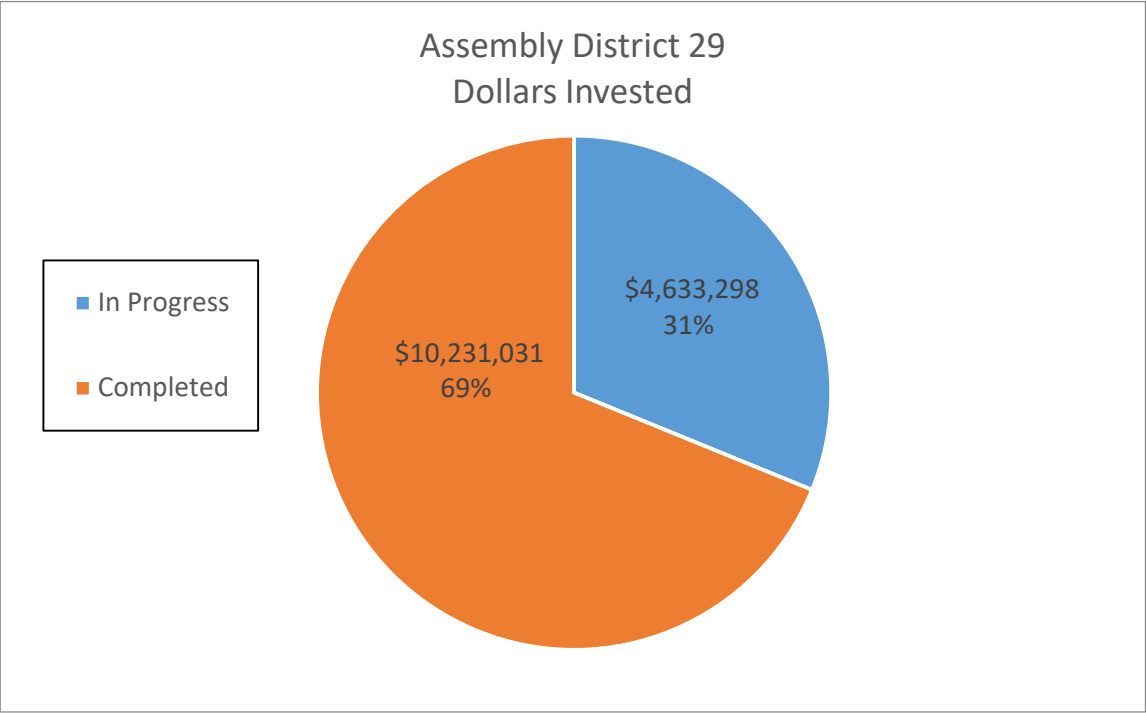
-	\$	-
---	----	---



Assembly District 29						
	Number of Sites	Dollars Invested	Annual Electric Savings (kWh)	Annual Dollar Savings	15 Year Electric Savings (kWh)	15 Year Dollar Savings
In Progress	40	\$ 4,633,298.33	2,375,863	\$ 476,504.55	35,637,945	\$ 7,147,568.25
Completed	102	\$ 10,231,031.04	4,470,145	\$ 822,253.71	67,052,175	\$ 12,333,805.65
Grand Total	142	\$ 14,864,329.37	6,846,008	\$ 1,298,758.26	102,690,120.00	\$ 19,481,373.90

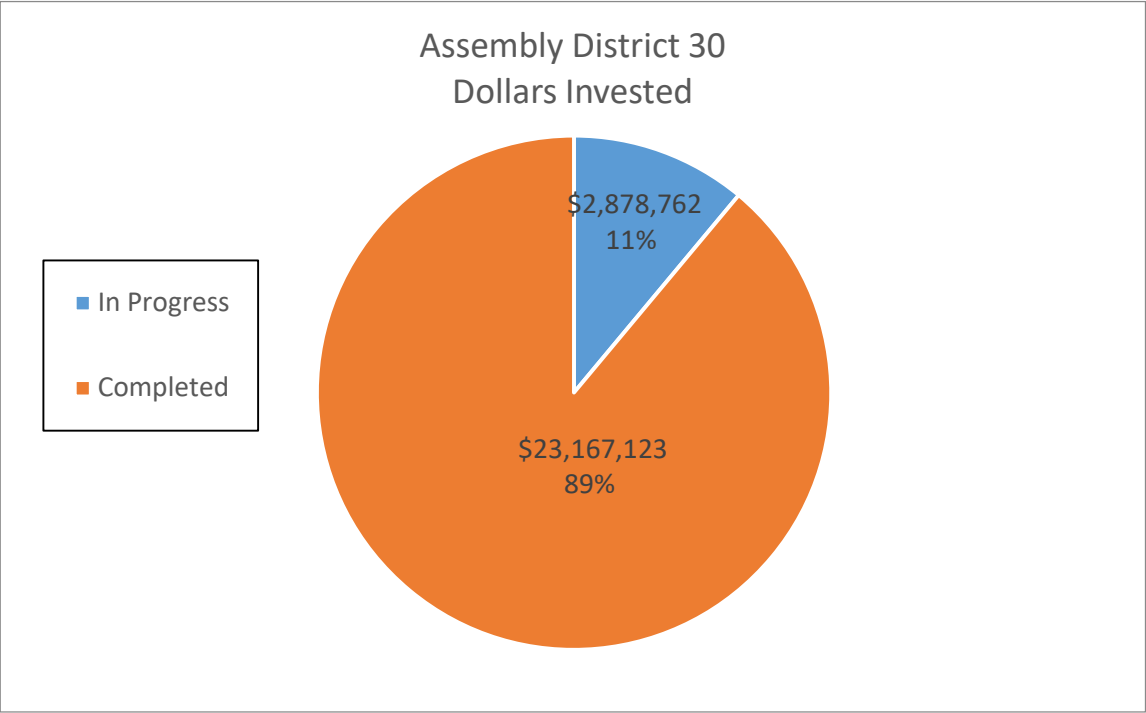
DAC	2	\$ 160,303.15	113,265	\$ 21,733.91	1,698,975	\$ 326,008.65
-----	---	---------------	---------	--------------	-----------	---------------



Assembly District 30						
	Number of Sites	Dollars Invested	Annual Electric Savings (kWh)	Annual Dollar Savings	15 Year Electric Savings (kWh)	15 Year Dollar Savings
In Progress	23	\$ 2,878,762.04	1,105,460	\$ 243,745.33	16,581,900	\$ 3,656,179.95
Completed	123	\$ 23,167,122.94	9,163,020	\$ 1,784,957.45	137,445,300	\$ 26,774,361.75
Grand Total	146	\$ 26,045,884.98	10,268,480	\$ 2,028,702.78	154,027,200.00	\$ 30,430,541.70

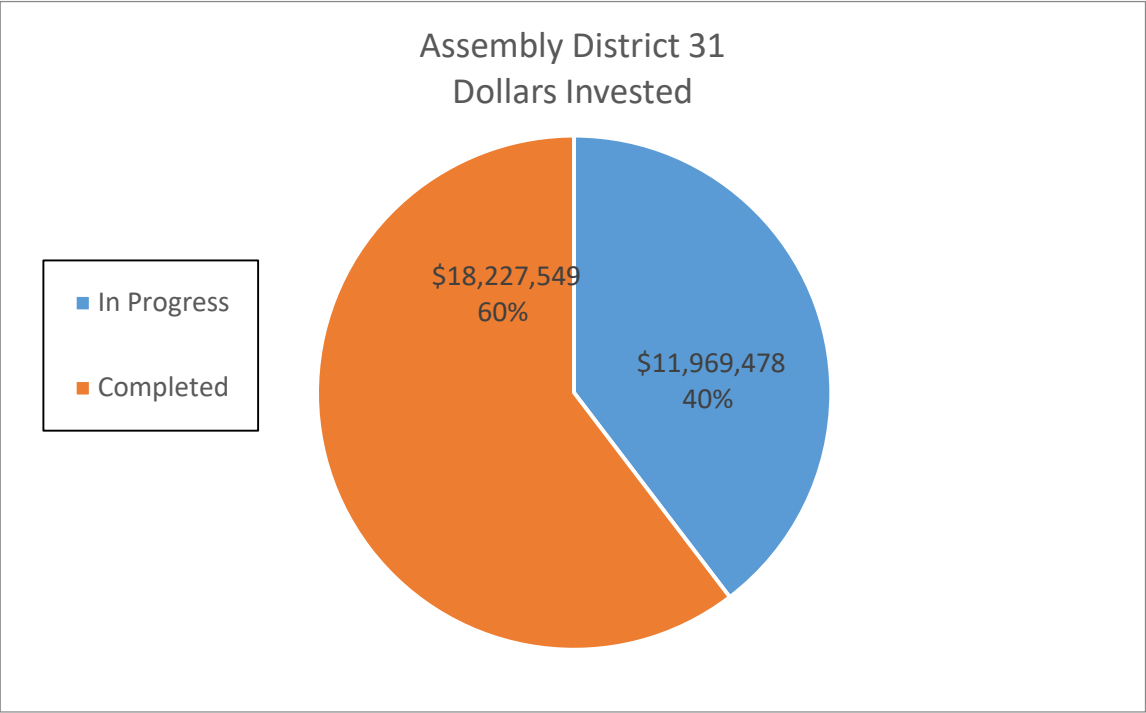
DAC	15	\$ 3,162,283.70	755,030	\$ 146,886.27	11,325,450	\$ 2,203,294.05
-----	----	-----------------	---------	---------------	------------	-----------------



Assembly District 31						
	Number of Sites	Dollars Invested	Annual Electric Savings (kWh)	Annual Dollar Savings	15 Year Electric Savings (kWh)	15 Year Dollar Savings
In Progress	40	\$ 11,969,478.29	4,249,482	\$ 855,465.94	63,742,230	\$ 12,831,989.10
Completed	90	\$ 18,227,549.14	5,811,900	\$ 1,142,131.53	87,178,500	\$ 17,131,973.02
Grand Total	130	\$ 30,197,027.43	10,061,382	\$ 1,997,597.47	150,920,730.00	\$ 29,963,962.12

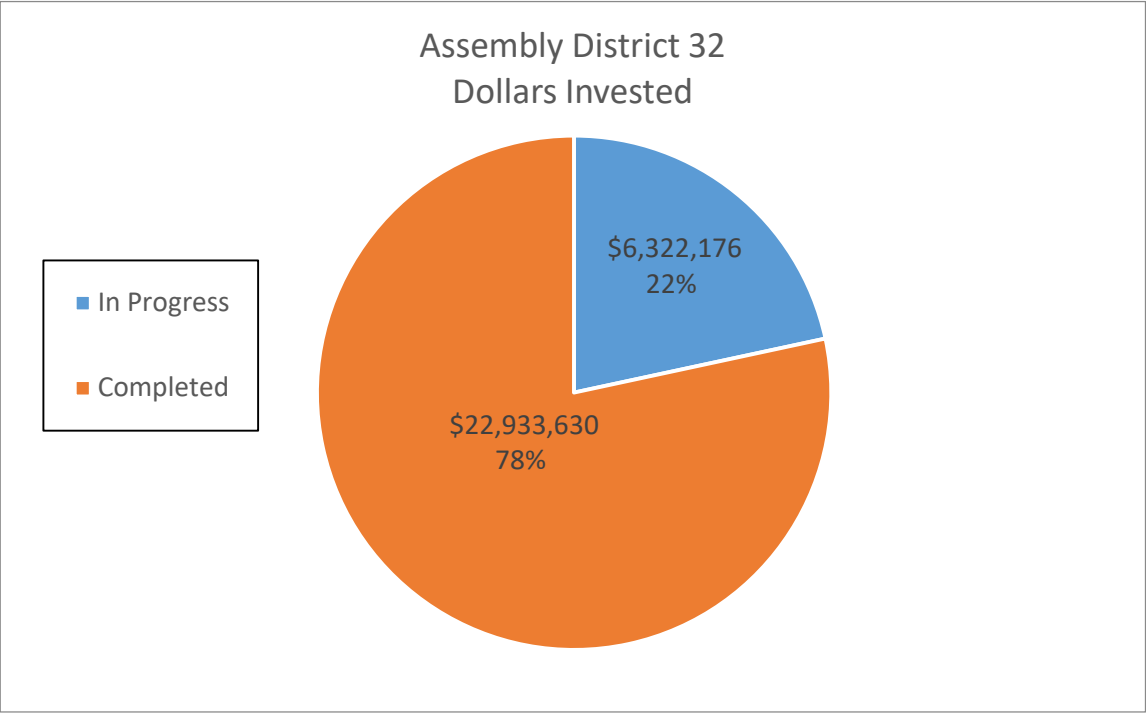
DAC	114	\$ 26,229,869.77	8,195,402	\$ 1,602,790.28	122,931,030	\$ 24,041,854.27
-----	-----	------------------	-----------	-----------------	-------------	------------------



Assembly District 32						
	Number of Sites	Dollars Invested	Annual Electric Savings (kWh)	Annual Dollar Savings	15 Year Electric Savings (kWh)	15 Year Dollar Savings
In Progress	42	\$ 6,322,175.93	2,704,397	\$ 522,288.60	40,565,955	\$ 7,834,329.00
Completed	114	\$ 22,933,629.78	9,058,538	\$ 1,706,124.41	135,878,070	\$ 25,591,866.15
Grand Total	156	\$ 29,255,805.71	11,762,935	\$ 2,228,413.01	176,444,025.00	\$ 33,426,195.15

DAC	92	\$ 16,511,656.87	6,149,434	\$ 1,169,182.13	92,241,510	\$ 17,537,731.95
-----	----	------------------	-----------	-----------------	------------	------------------

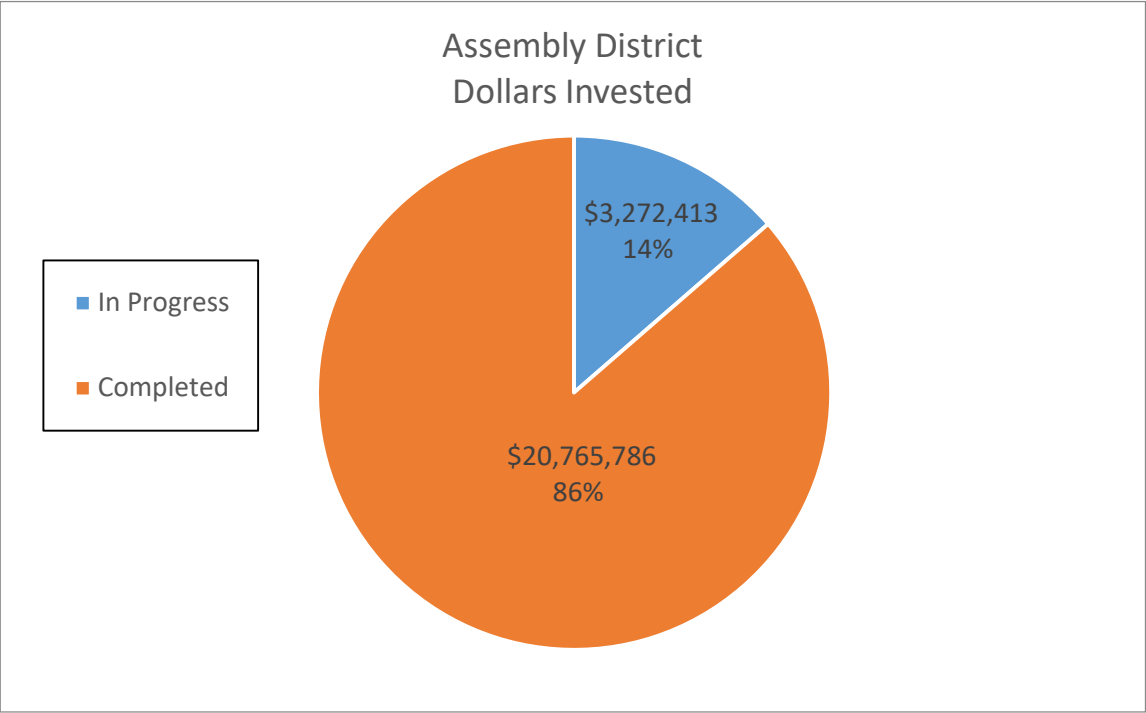




Assembly District 33						
	Number of Sites	Dollars Invested	Annual Electric Savings (kWh)	Annual Dollar Savings	15 Year Electric Savings (kWh)	15 Year Dollar Savings
In Progress	14	\$ 3,272,413.22	1,553,466	\$ 256,561.79	23,301,990	\$ 3,848,426.85
Completed	71	\$ 20,765,785.60	7,835,896	\$ 1,433,638.08	117,538,440	\$ 21,504,571.13
Grand Total	85	\$ 24,038,198.82	9,389,362	\$ 1,690,199.87	140,840,430.00	\$ 25,352,997.98

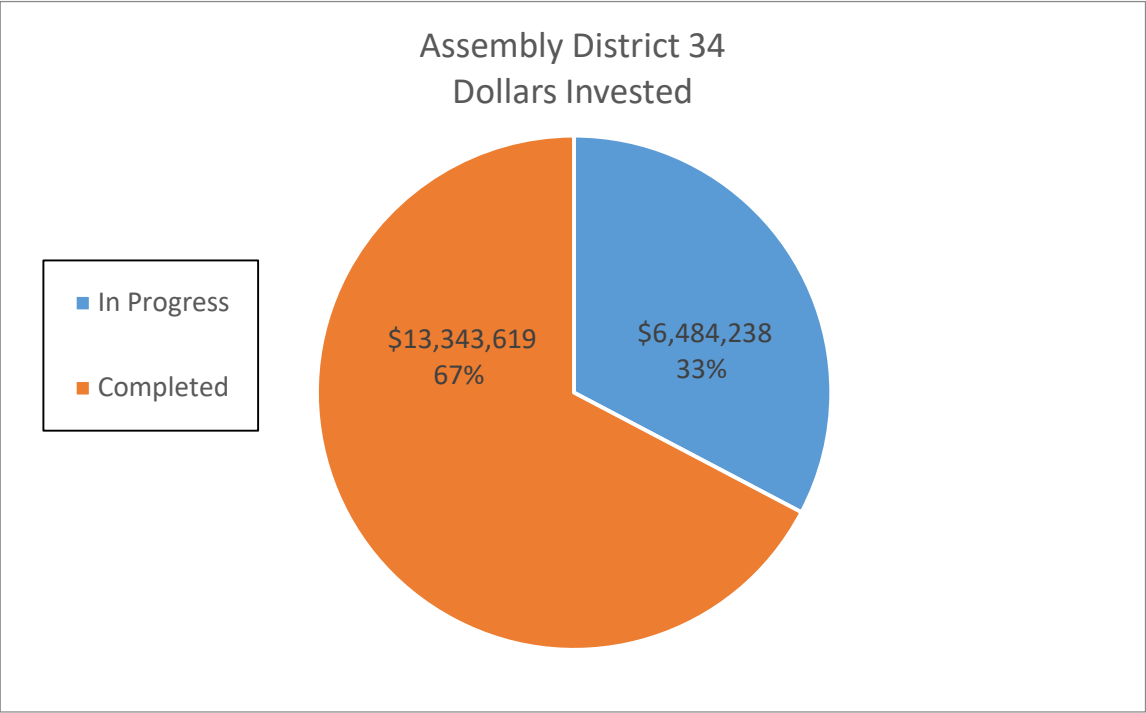
DAC	10	\$ 3,558,850.60	1,460,799	\$ 228,163.97	21,911,985	\$ 3,422,459.55
-----	----	-----------------	-----------	---------------	------------	-----------------



Assembly District 34						
	Number of Sites	Dollars Invested	Annual Electric Savings (kWh)	Annual Dollar Savings	15 Year Electric Savings (kWh)	15 Year Dollar Savings
In Progress	33	\$ 6,484,238.20	2,284,050	\$ 438,652.51	34,260,750	\$ 6,579,787.65
Completed	57	\$ 13,343,618.78	3,980,457	\$ 826,281.48	59,706,855	\$ 12,394,222.22
Grand Total	90	\$ 19,827,856.98	6,264,507	\$ 1,264,933.99	93,967,605.00	\$ 18,974,009.87

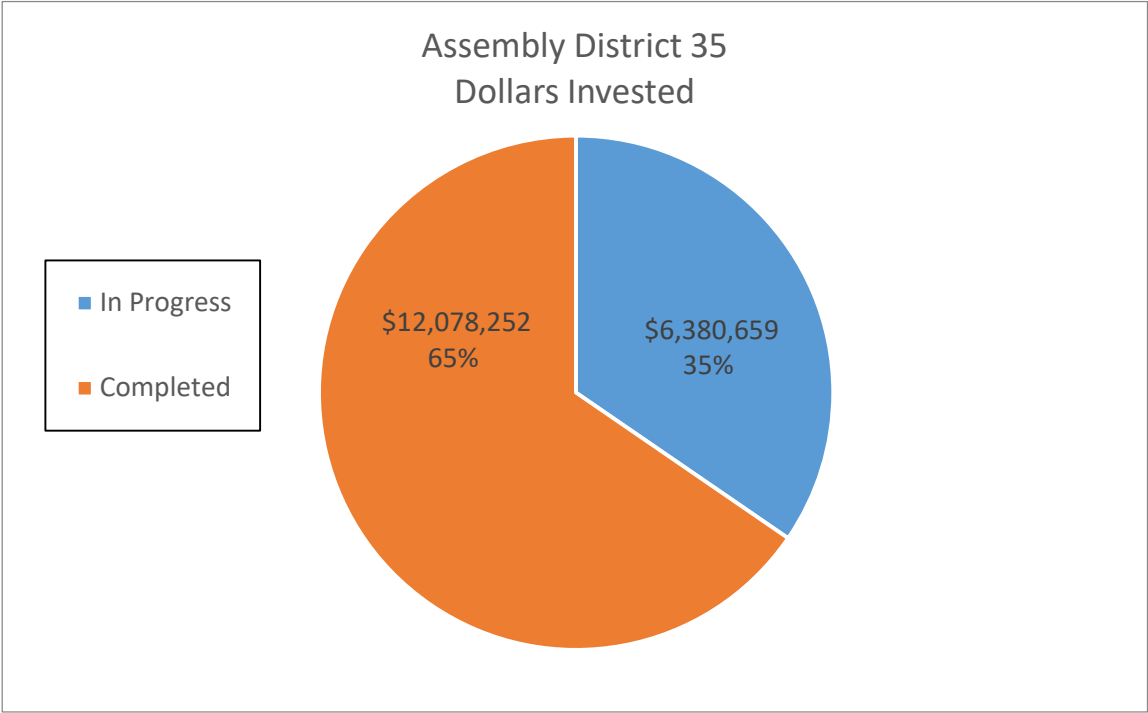
  

DAC	47	\$ 8,716,356.76	2,450,652	\$ 494,425.13	36,759,780	\$ 7,416,376.97
-----	----	-----------------	-----------	---------------	------------	-----------------

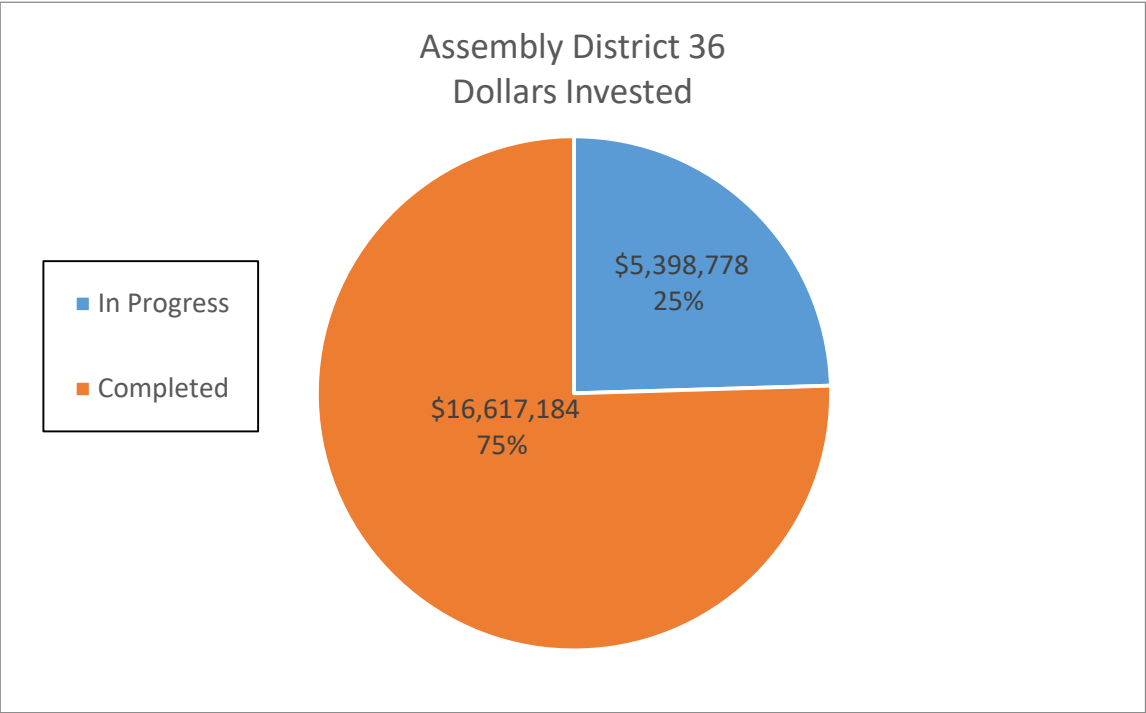


Assembly District 35						
	Number of Sites	Dollars Invested	Annual Electric Savings (kWh)	Annual Dollar Savings	15 Year Electric Savings (kWh)	15 Year Dollar Savings
In Progress	43	\$ 6,380,658.52	2,989,407	\$ 565,553.41	44,841,105	\$ 8,483,301.15
Completed	92	\$ 12,078,251.86	5,066,507	\$ 970,129.31	75,997,605	\$ 14,551,939.65
Grand Total	135	\$ 18,458,910.38	8,055,914	\$ 1,535,682.72	120,838,710.00	\$ 23,035,240.80

-	\$	-
---	----	---



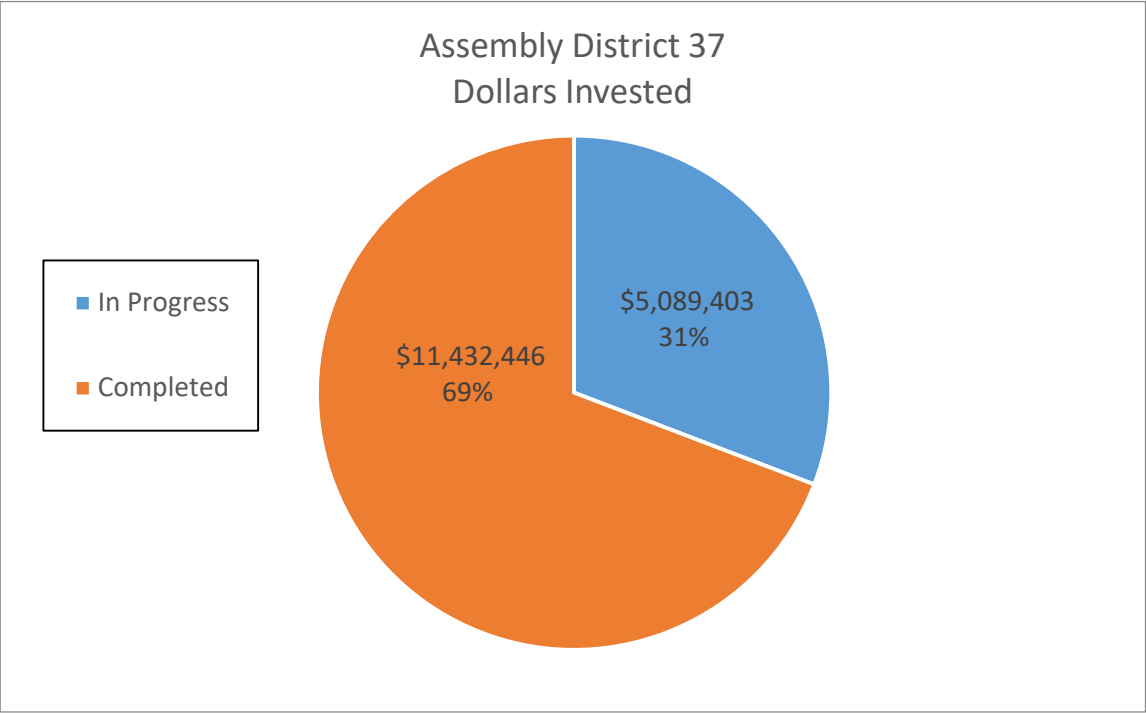
Assembly District 36						
	Number of Sites	Dollars Invested	Annual Electric Savings (kWh)	Annual Dollar Savings	15 Year Electric Savings (kWh)	15 Year Dollar Savings
In Progress	30	\$ 5,398,778.31	1,413,054	\$ 501,666.53	21,195,810	\$ 7,524,997.95
Completed	62	\$ 16,617,184.04	5,978,828	\$ 938,260.45	89,682,420	\$ 14,073,906.74
Grand Total	92	\$ 22,015,962.35	7,391,882	\$ 1,439,926.98	110,878,230.00	\$ 21,598,904.69



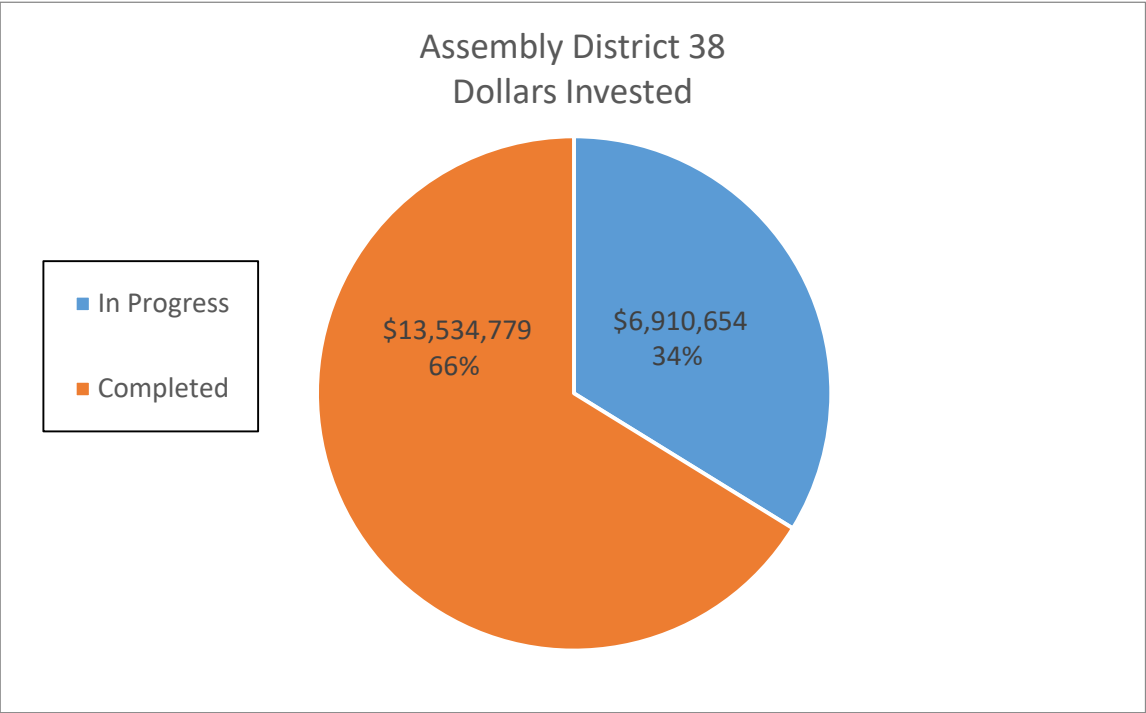
Assembly District 37						
	Number of Sites	Dollars Invested	Annual Electric Savings (kWh)	Annual Dollar Savings	15 Year Electric Savings (kWh)	15 Year Dollar Savings
In Progress	42	\$ 5,089,402.52	2,499,124	\$ 406,090.49	37,486,860	\$ 6,091,357.35
Completed	78	\$ 11,432,445.96	4,350,789	\$ 738,884.35	65,261,835	\$ 11,083,265.22
Grand Total	120	\$ 16,521,848.48	6,849,913	\$ 1,144,974.84	102,748,695.00	\$ 17,174,622.57

DAC	6	\$ 1,421,465.44	1,038,333	\$ 104,134.78	15,574,995	\$ 1,562,021.70
-----	---	-----------------	-----------	---------------	------------	-----------------



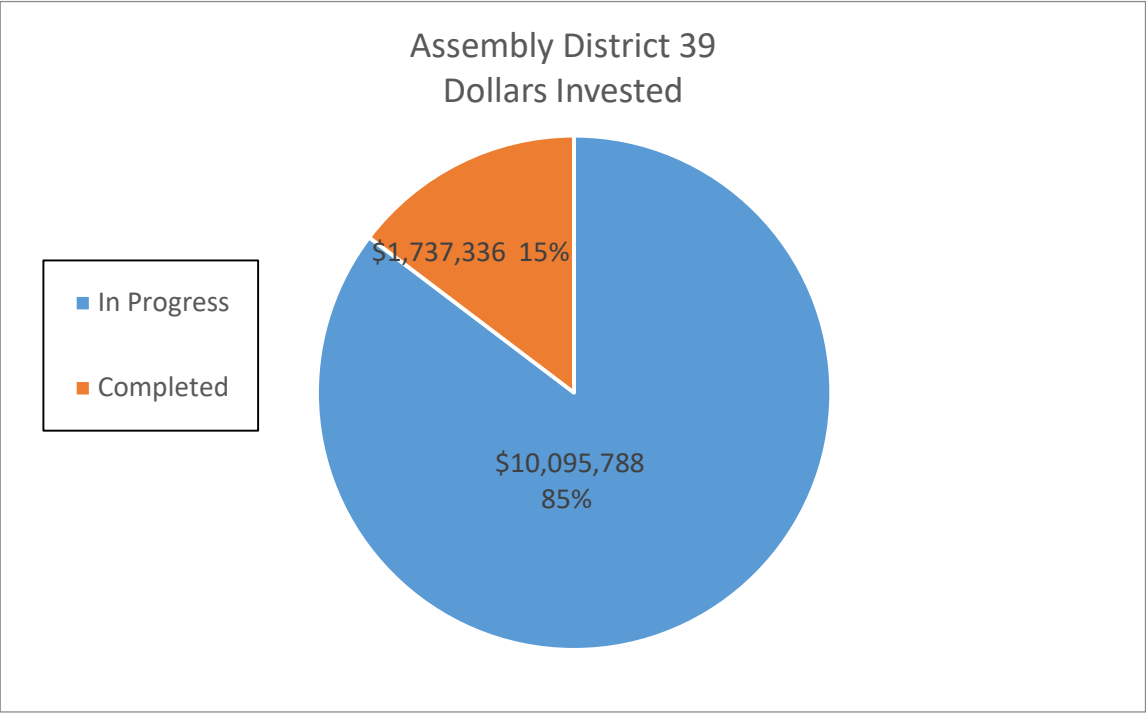
Assembly District 38						
	Number of Sites	Dollars Invested	Annual Electric Savings (kWh)	Annual Dollar Savings	15 Year Electric Savings (kWh)	15 Year Dollar Savings
In Progress	10	\$ 6,910,653.80	1,853,592	\$ 369,693.43	27,803,880	\$ 5,545,401.45
Completed	61	\$ 13,534,778.61	5,767,976	\$ 1,063,853.93	86,519,640	\$ 15,957,808.95
Grand Total	71	\$ 20,445,432.41	7,621,568	\$ 1,433,547.36	114,323,520.00	\$ 21,503,210.40



Assembly District 39						
	Number of Sites	Dollars Invested	Annual Electric Savings (kWh)	Annual Dollar Savings	15 Year Electric Savings (kWh)	15 Year Dollar Savings
In Progress	13	\$ 10,095,788.40	2,792,127	\$ 497,528.43	41,881,905	\$ 7,462,926.45
Completed	7	\$ 1,737,336.03	637,372	\$ 114,226.27	9,560,580	\$ 1,713,394.05
Grand Total	20	\$ 11,833,124.43	3,429,499	\$ 611,754.70	51,442,485.00	\$ 9,176,320.50

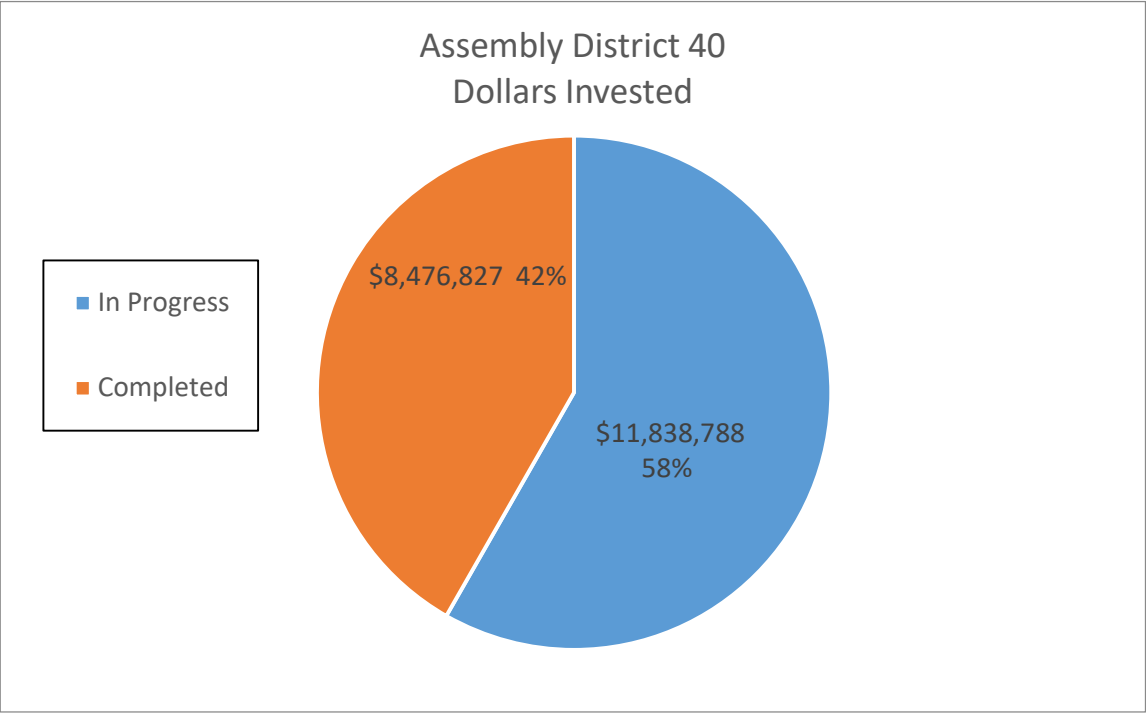
DAC	11	\$ 5,907,552.83	1,717,641	\$ 322,873.41	25,764,615	\$ 4,843,101.15
-----	----	-----------------	-----------	---------------	------------	-----------------



Assembly District 40						
	Number of Sites	Dollars Invested	Annual Electric Savings (kWh)	Annual Dollar Savings	15 Year Electric Savings (kWh)	15 Year Dollar Savings
In Progress	23	\$ 11,838,788.27	4,962,188	\$ 939,155.25	74,432,820	\$ 14,087,328.75
Completed	34	\$ 8,476,827.41	2,799,595	\$ 577,998.20	41,993,925	\$ 8,669,973.00
Grand Total	57	\$ 20,315,615.68	7,761,783	\$ 1,517,153.45	116,426,745.00	\$ 22,757,301.75

DAC	18	\$ 6,351,293.49	2,263,770	\$ 439,333.79	33,956,550	\$ 6,590,006.85
-----	----	-----------------	-----------	---------------	------------	-----------------

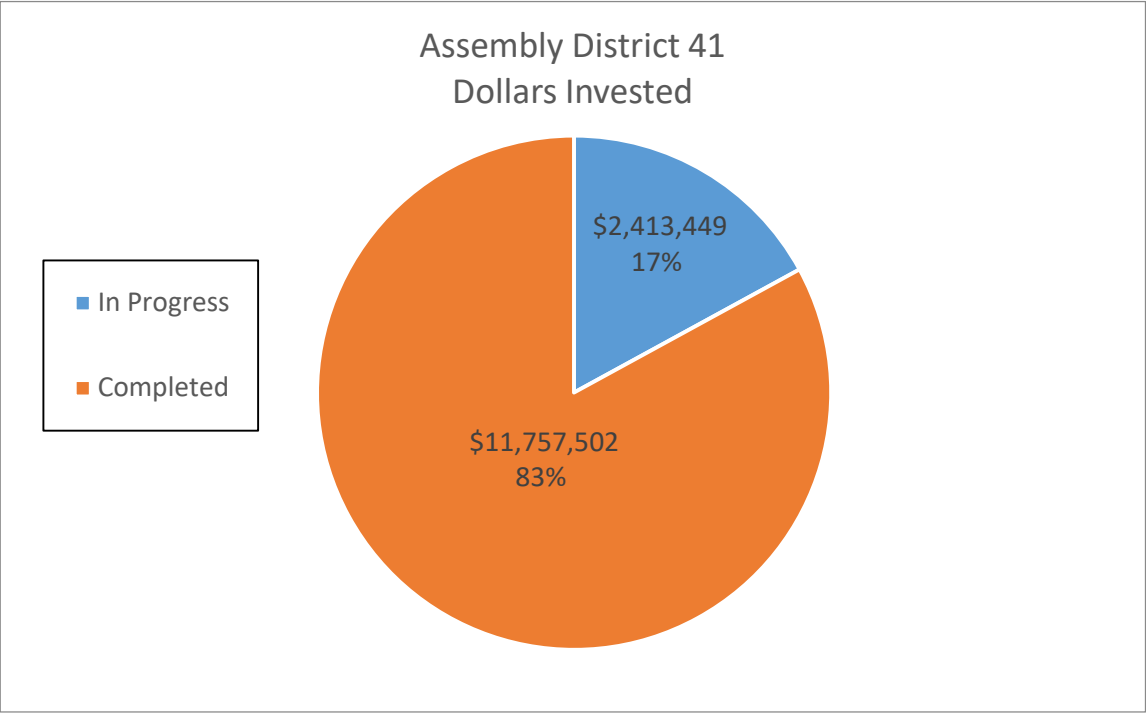




Assembly District 41						
	Number of Sites	Dollars Invested	Annual Electric Savings (kWh)	Annual Dollar Savings	15 Year Electric Savings (kWh)	15 Year Dollar Savings
In Progress	11	\$ 2,413,449.17	826,005	\$ 142,624.00	12,390,075	\$ 2,139,360.00
Completed	70	\$ 11,757,502.15	4,494,886	\$ 779,962.51	67,423,290	\$ 11,699,437.65
Grand Total	81	\$ 14,170,951.32	5,320,891	\$ 922,586.51	79,813,365.00	\$ 13,838,797.65

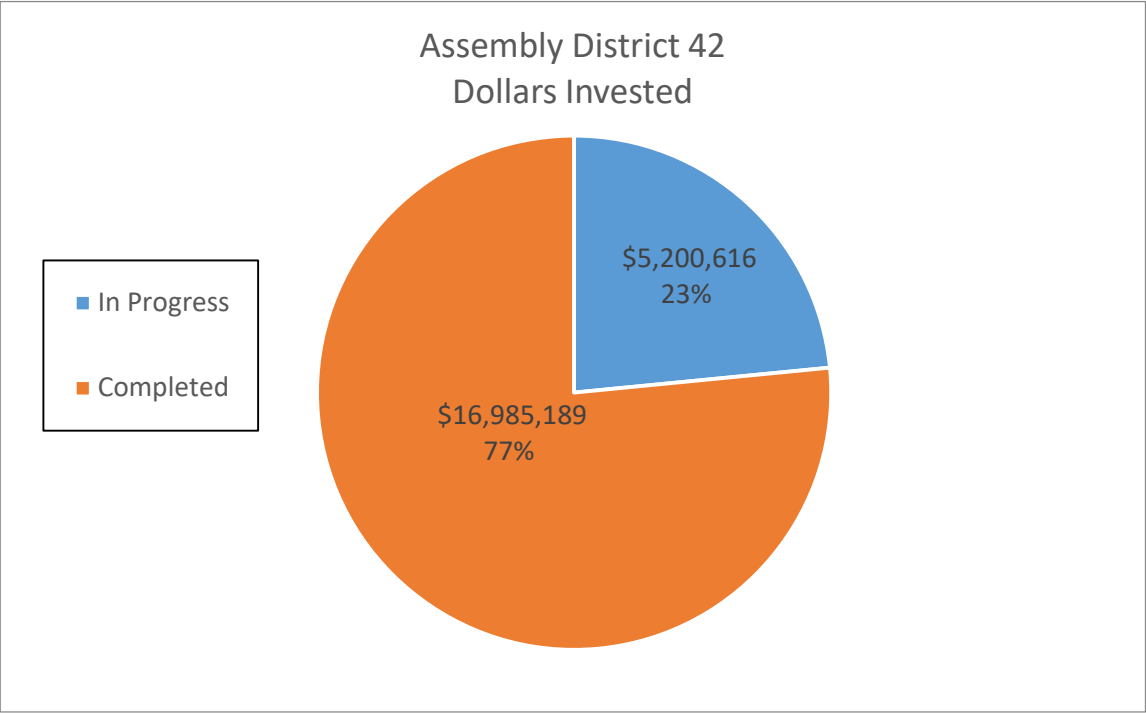
DAC	11	\$ 1,686,777.10	957,799	\$ 152,680.00	14,366,985	\$ 2,290,200.00
-----	----	-----------------	---------	---------------	------------	-----------------



Assembly District 42						
	Number of Sites	Dollars Invested	Annual Electric Savings (kWh)	Annual Dollar Savings	15 Year Electric Savings (kWh)	15 Year Dollar Savings
In Progress	8	\$ 5,200,616.00	1,298,434	\$ 255,373.62	19,476,510	\$ 3,830,604.30
Completed	45	\$ 16,985,189.30	7,513,194	\$ 1,226,824.56	112,697,910	\$ 18,402,368.40
Grand Total	53	\$ 22,185,805.30	8,811,628	\$ 1,482,198.18	132,174,420.00	\$ 22,232,972.70

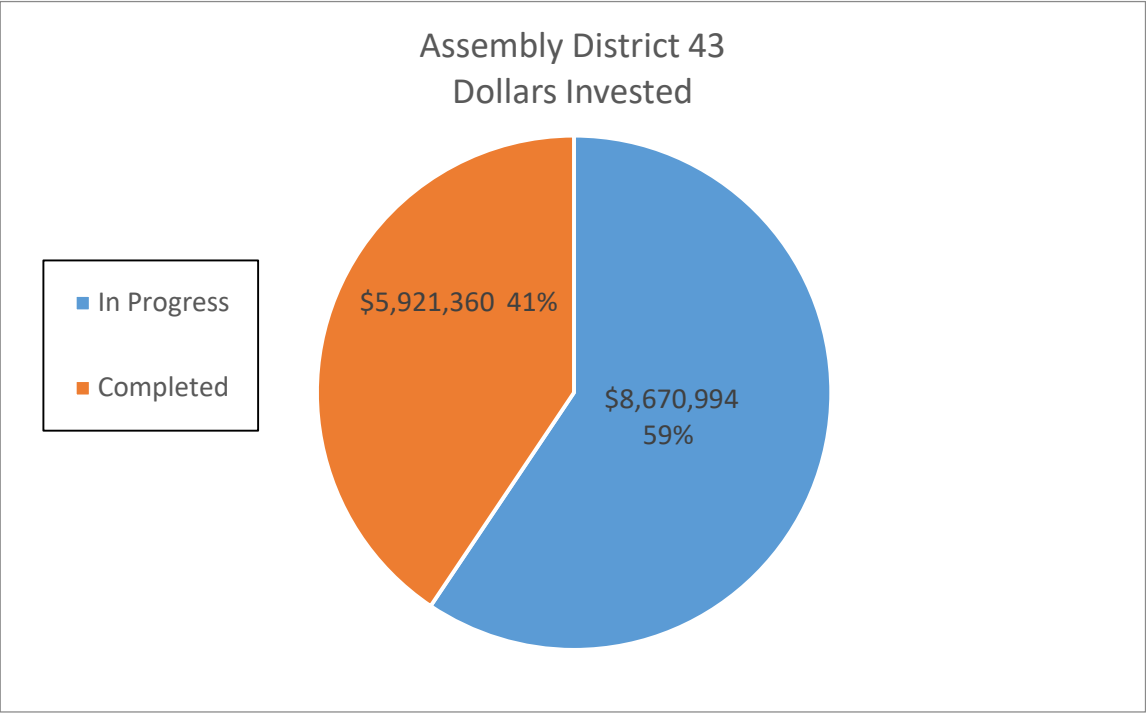
DAC	4	\$ 601,517.00	27,652	\$ 25,827.60	414,780	\$ 387,414.00
-----	---	---------------	--------	--------------	---------	---------------



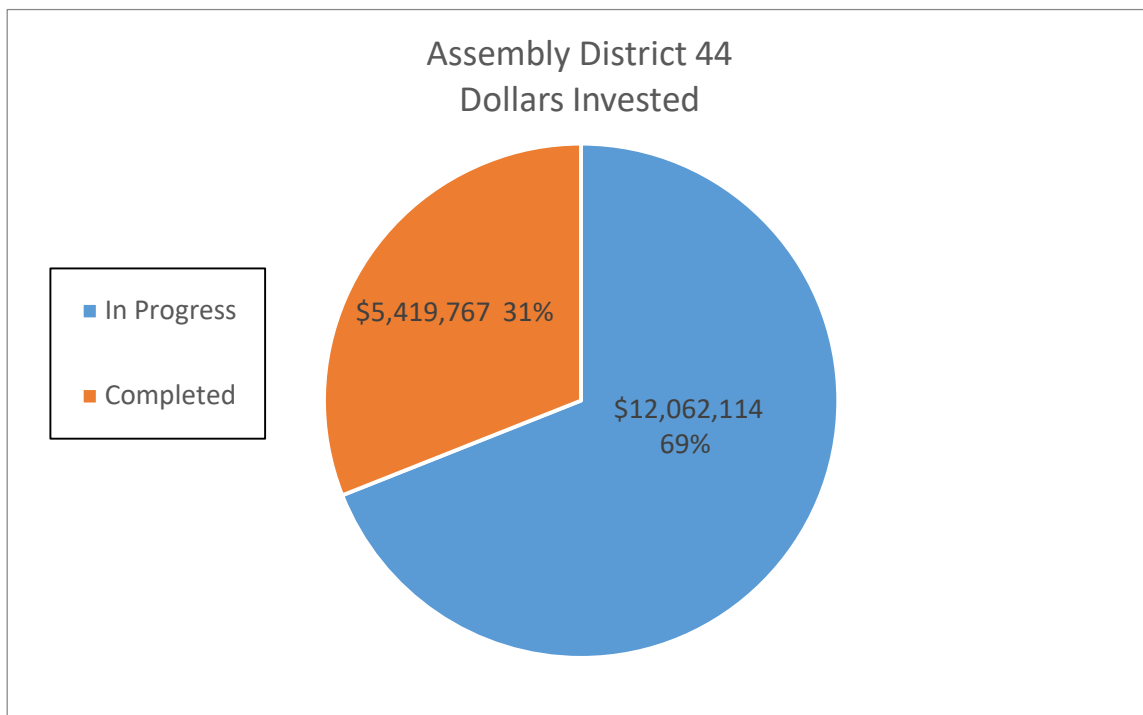
Assembly District 43						
	Number of Sites	Dollars Invested	Annual Electric Savings (kWh)	Annual Dollar Savings	15 Year Electric Savings (kWh)	15 Year Dollar Savings
In Progress	35	\$ 8,670,993.75	3,649,798	\$ 848,562.60	54,746,970	\$ 12,728,439.00
Completed	18	\$ 5,921,360.00	2,888,932	\$ 534,857.32	43,333,980	\$ 8,022,859.80
Grand Total	53	\$ 14,592,353.75	6,538,730	\$ 1,383,419.92	98,080,950.00	\$ 20,751,298.80

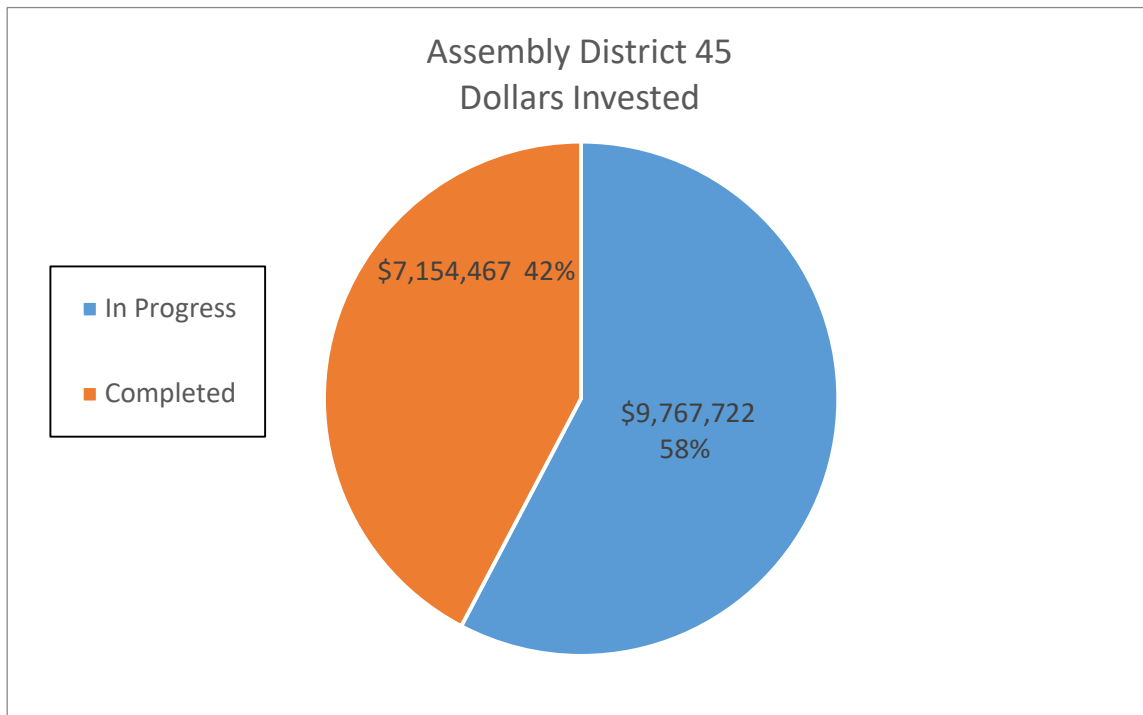
DAC	18	\$ 5,422,409.44	2,344,881	\$ 510,855.58	35,173,215	\$ 7,662,833.70
-----	----	-----------------	-----------	---------------	------------	-----------------



Assembly District 44						
	Number of Sites	Dollars Invested	Annual Electric Savings (kWh)	Annual Dollar Savings	15 Year Electric Savings (kWh)	15 Year Dollar Savings
In Progress	69	\$ 12,062,114.46	5,015,938	\$ 848,826.77	75,239,070	\$ 12,732,401.55
Completed	22	\$ 5,419,766.69	1,285,561	\$ 246,049.69	19,283,415	\$ 3,690,745.35
Grand Total	91	\$ 17,481,881.15	6,301,499	\$ 1,094,876.46	94,522,485.00	\$ 16,423,146.90
DAC	11	\$ 1,013,390.63	560,898	\$ 93,422.13	8,413,470	\$ 1,401,331.95



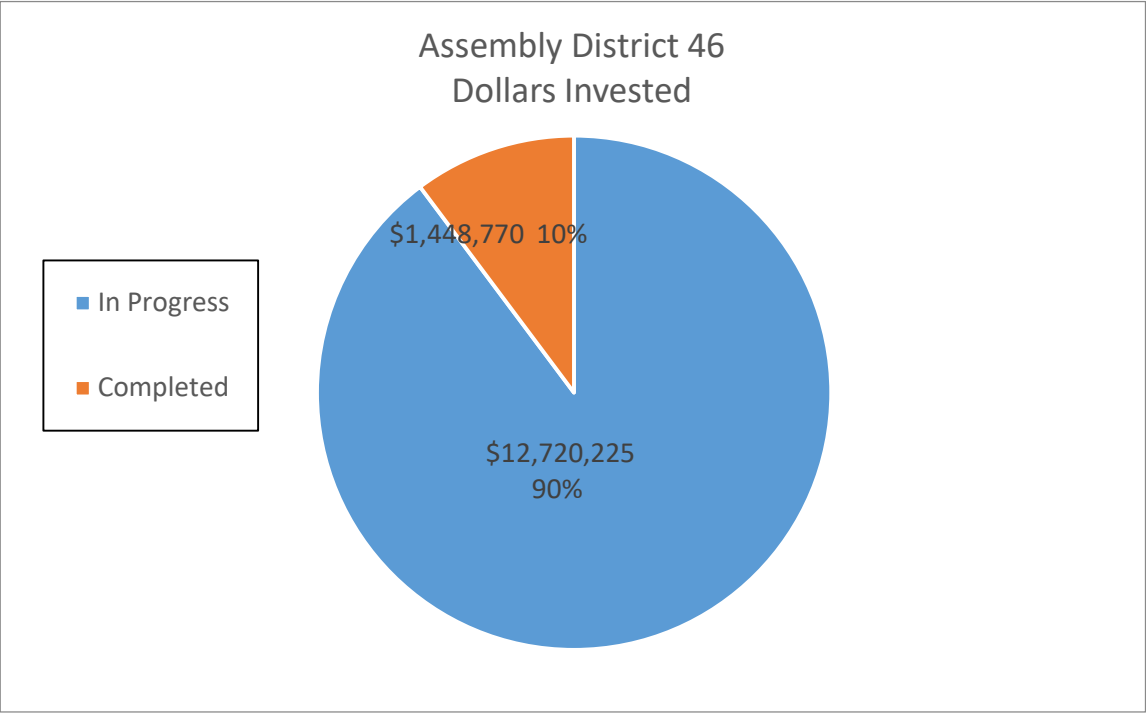
Assembly District 45						
	Number of Sites	Dollars Invested	Annual Electric Savings (kWh)	Annual Dollar Savings	15 Year Electric Savings (kWh)	15 Year Dollar Savings
In Progress	15	\$ 9,767,721.54	2,581,789	\$ 467,487.93	38,726,835	\$ 7,012,318.95
Completed	36	\$ 7,154,467.16	2,300,969	\$ 465,027.24	34,514,535	\$ 6,975,408.60
Grand Total	51	\$ 16,922,188.70	4,882,758	\$ 932,515.17	73,241,370.00	\$ 13,987,727.55
DAC	3	\$ 1,757,011.69	404,189	\$ 78,873.42	6,062,835	\$ 1,183,101.30



Assembly District 46						
	Number of Sites	Dollars Invested	Annual Electric Savings (kWh)	Annual Dollar Savings	15 Year Electric Savings (kWh)	15 Year Dollar Savings
In Progress	13	\$ 12,720,224.60	3,684,129	\$ 670,716.43	55,261,935	\$ 10,060,746.45
Completed	6	\$ 1,448,769.67	525,665	\$ 101,006.74	7,884,975	\$ 1,515,101.10
Grand Total	19	\$ 14,168,994.27	4,209,794	\$ 771,723.17	63,146,910.00	\$ 11,575,847.55

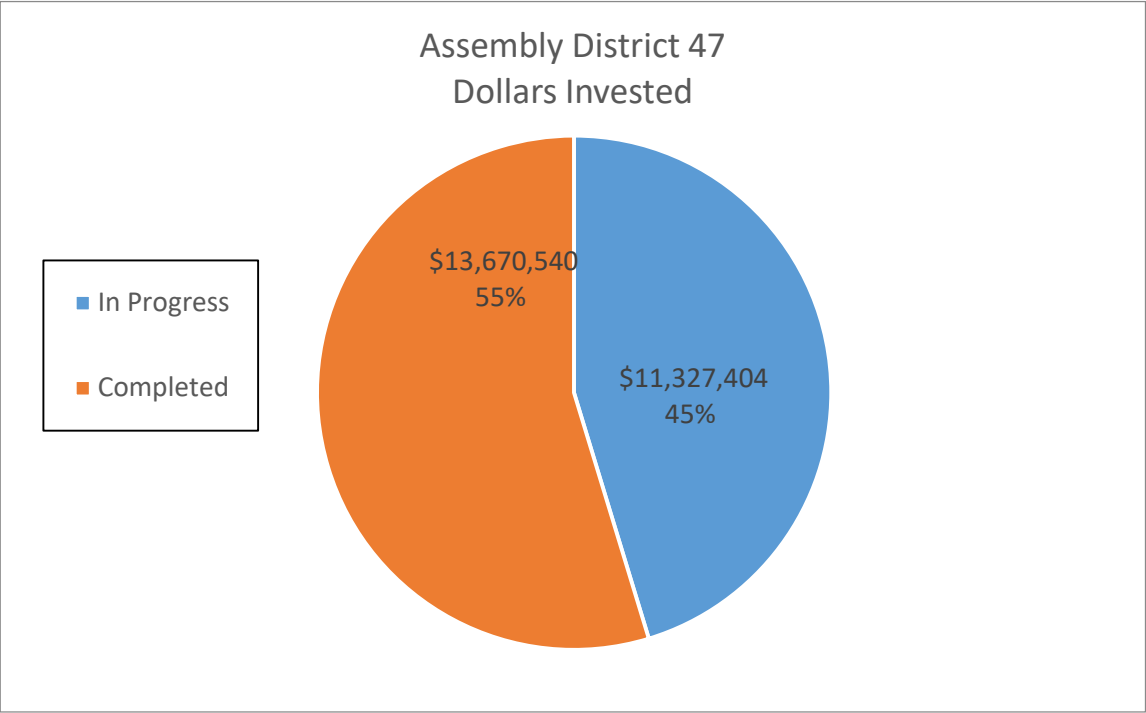
DAC	8	\$ 9,006,966.38	2,669,119	\$ 469,226.98	40,036,785	\$ 7,038,404.70
-----	---	-----------------	-----------	---------------	------------	-----------------



Assembly District 47						
	Number of Sites	Dollars Invested	Annual Electric Savings (kWh)	Annual Dollar Savings	15 Year Electric Savings (kWh)	15 Year Dollar Savings
In Progress	20	\$ 11,327,403.81	3,012,342	\$ 585,834.03	45,185,130	\$ 8,787,510.45
Completed	68	\$ 13,670,539.60	5,791,948	\$ 1,101,129.02	86,879,220	\$ 16,516,935.30
Grand Total	88	\$ 24,997,943.41	8,804,290	\$ 1,686,963.05	132,064,350.00	\$ 25,304,445.75

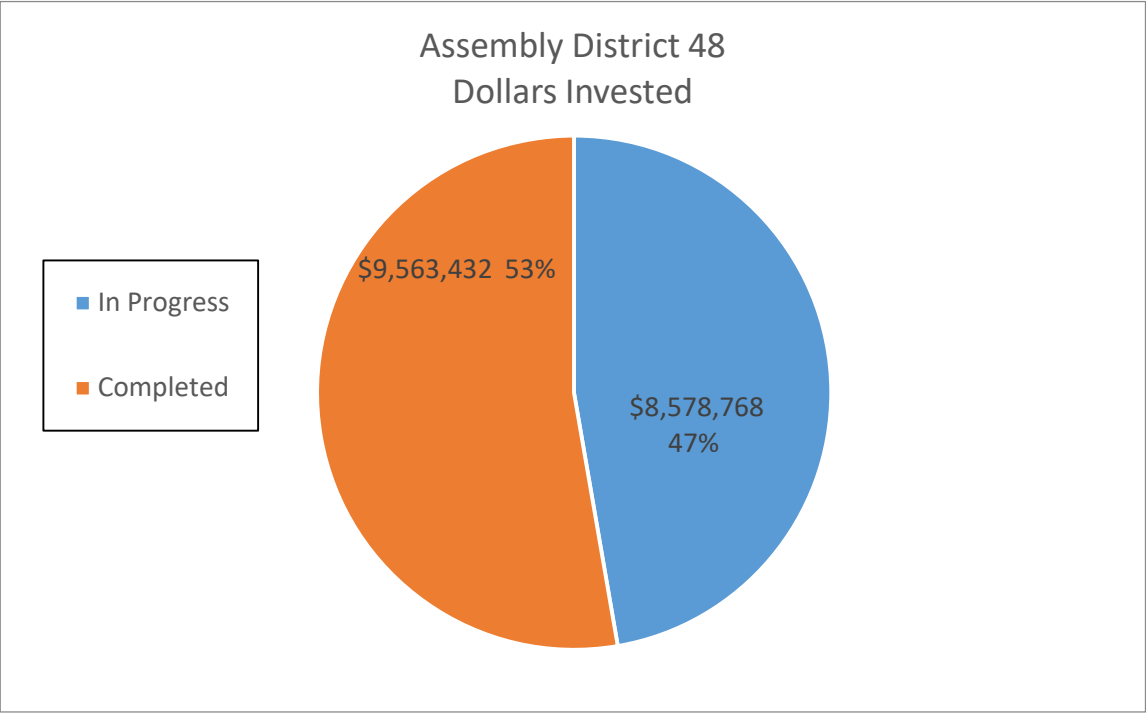
DAC	57	\$ 16,978,827.07	5,593,228	\$ 1,049,815.04	83,898,420	\$ 15,747,225.60
-----	----	------------------	-----------	-----------------	------------	------------------



Assembly District 48						
	Number of Sites	Dollars Invested	Annual Electric Savings (kWh)	Annual Dollar Savings	15 Year Electric Savings (kWh)	15 Year Dollar Savings
In Progress	52	\$ 8,578,768.25	3,845,517	\$ 630,437.93	57,682,755	\$ 9,456,568.95
Completed	72	\$ 9,563,432.09	3,992,873	\$ 753,191.44	59,893,095	\$ 11,297,871.60
Grand Total	124	\$ 18,142,200.34	7,838,390	\$ 1,383,629.37	117,575,850.00	\$ 20,754,440.55

DAC	45	\$ 8,002,736.58	3,591,364	\$ 588,546.53	53,870,460	\$ 8,828,197.95
-----	----	-----------------	-----------	---------------	------------	-----------------

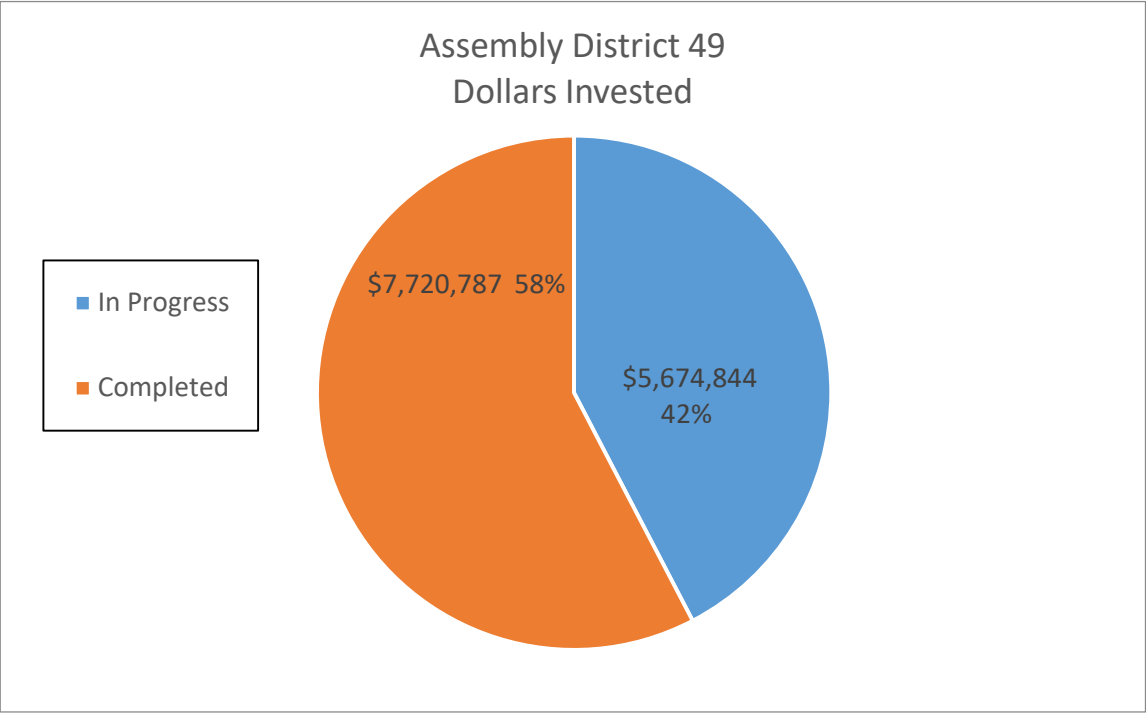




Assembly District 49						
	Number of Sites	Dollars Invested	Annual Electric Savings (kWh)	Annual Dollar Savings	15 Year Electric Savings (kWh)	15 Year Dollar Savings
In Progress	32	\$ 5,674,843.76	2,675,693	\$ 470,585.07	40,135,395	\$ 7,058,776.05
Completed	46	\$ 7,720,786.62	2,839,484	\$ 625,143.00	42,592,260	\$ 9,377,145.00
Grand Total	78	\$ 13,395,630.38	5,515,177	\$ 1,095,728.07	82,727,655.00	\$ 16,435,921.05

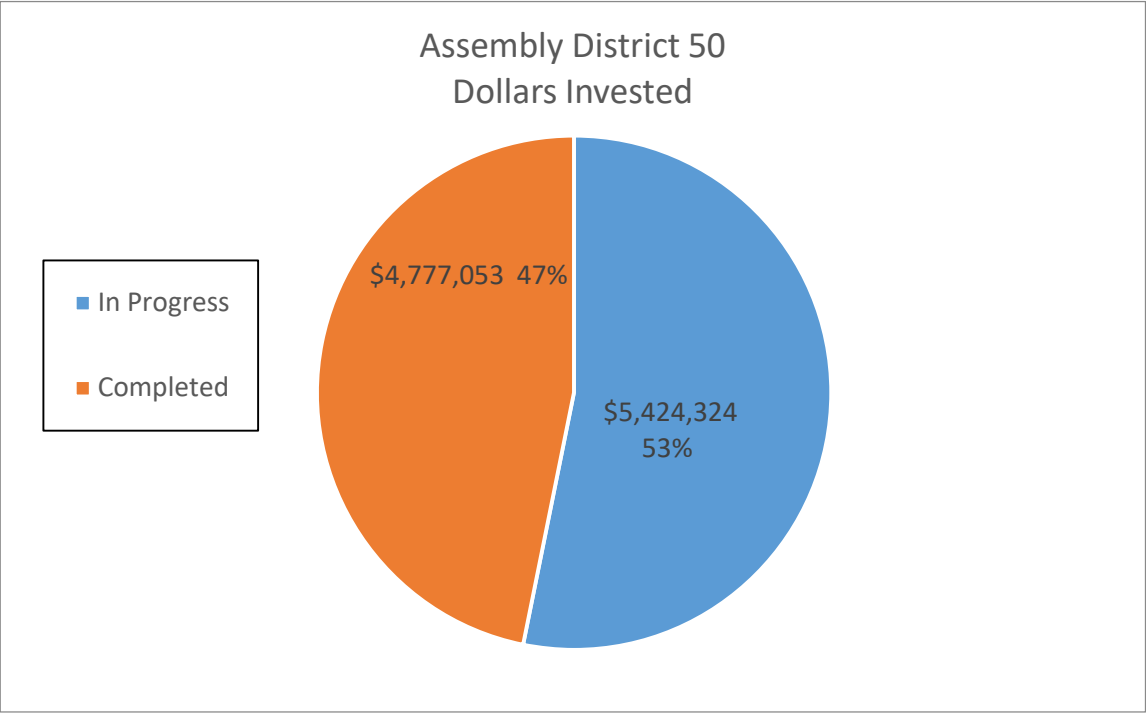
DAC	29	\$ 5,574,823.71	2,650,859	\$ 469,809.87	39,762,885	\$ 7,047,148.05
-----	----	-----------------	-----------	---------------	------------	-----------------



Assembly District 50						
	Number of Sites	Dollars Invested	Annual Electric Savings (kWh)	Annual Dollar Savings	15 Year Electric Savings (kWh)	15 Year Dollar Savings
In Progress	8	\$ 5,424,324.00	1,876,543	\$ 304,556.90	28,148,145	\$ 4,568,353.50
Completed	29	\$ 4,777,053.33	2,380,560	\$ 435,211.11	35,708,400	\$ 6,528,166.65
Grand Total	37	\$ 10,201,377.33	4,257,103	\$ 739,768.01	63,856,545.00	\$ 11,096,520.15

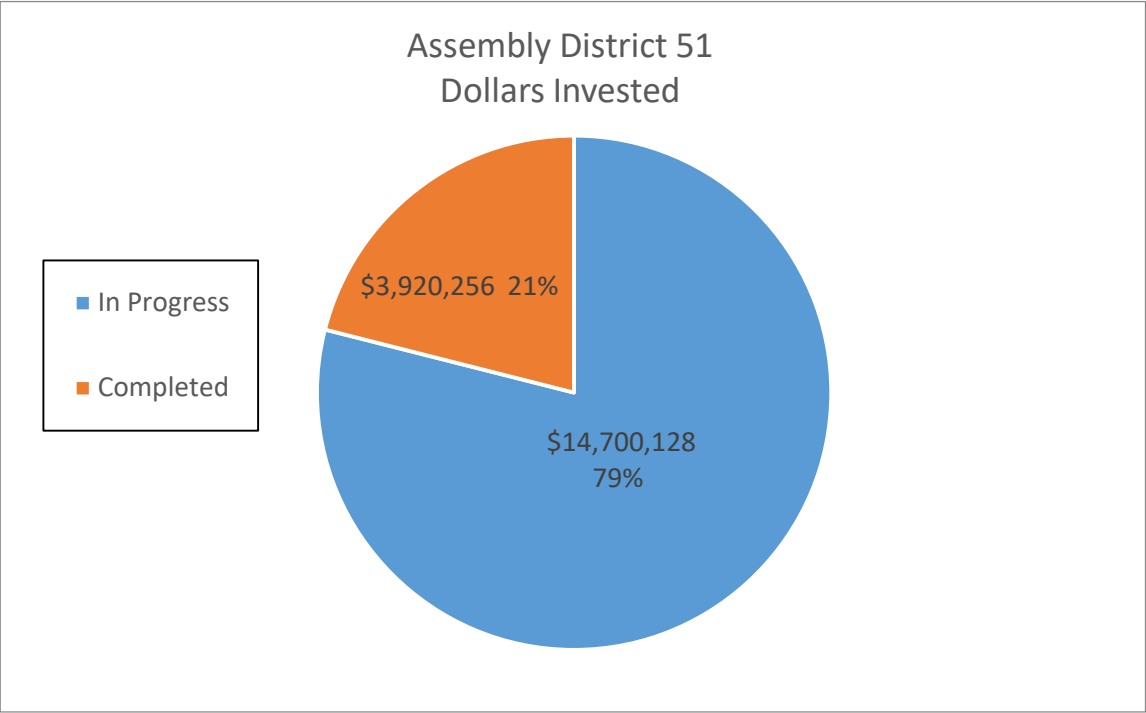
DAC	2	\$ 2,005,821.00	521,642	\$ 98,847.50	7,824,630	\$ 1,482,712.50
-----	---	-----------------	---------	--------------	-----------	-----------------



Assembly District 51						
	Number of Sites	Dollars Invested	Annual Electric Savings (kWh)	Annual Dollar Savings	15 Year Electric Savings (kWh)	15 Year Dollar Savings
In Progress	15	\$ 14,700,127.59	4,304,546	\$ 684,910.44	64,568,190	\$ 10,273,656.60
Completed	20	\$ 3,920,256.33	1,787,329	\$ 304,354.25	26,809,935	\$ 4,565,313.75
Grand Total	35	\$ 18,620,383.92	6,091,875	\$ 989,264.69	91,378,125.00	\$ 14,838,970.35

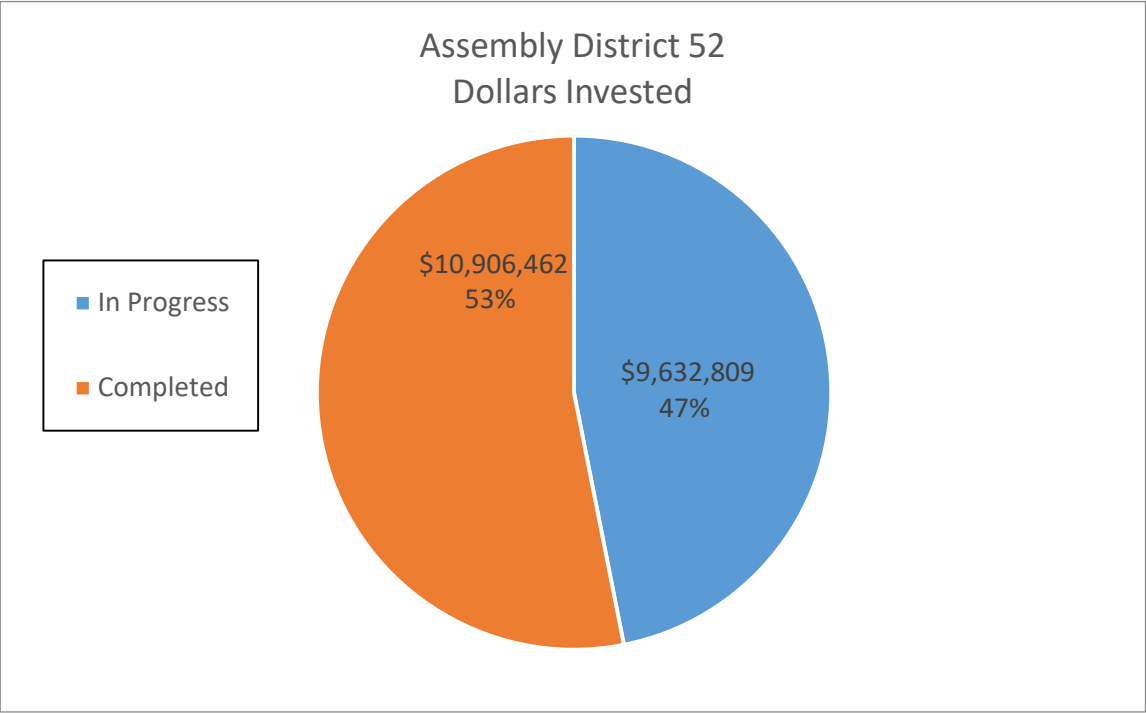
DAC	24	\$ 12,274,965.33	4,105,637	\$ 659,885.07	61,584,555	\$ 9,898,276.05
-----	----	------------------	-----------	---------------	------------	-----------------



Assembly District 52						
	Number of Sites	Dollars Invested	Annual Electric Savings (kWh)	Annual Dollar Savings	15 Year Electric Savings (kWh)	15 Year Dollar Savings
In Progress	39	\$ 9,632,809.36	4,422,259	\$ 807,346.07	66,333,885	\$ 12,110,191.05
Completed	60	\$ 10,906,462.16	4,268,517	\$ 803,858.03	64,027,755	\$ 12,057,870.45
Grand Total	99	\$ 20,539,271.52	8,690,776	\$ 1,611,204.10	130,361,640.00	\$ 24,168,061.50

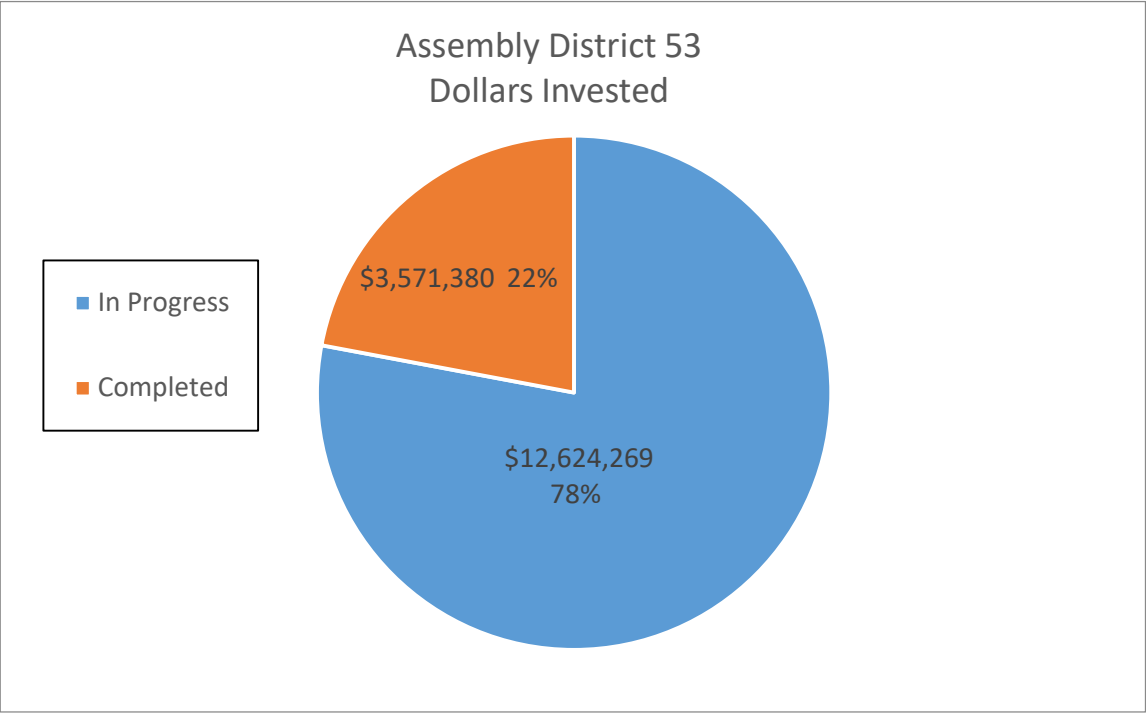
DAC	77	\$ 17,116,533.13	7,499,008	\$ 1,352,782.99	112,485,120	\$ 20,291,744.85
-----	----	------------------	-----------	-----------------	-------------	------------------



Assembly District 53						
	Number of Sites	Dollars Invested	Annual Electric Savings (kWh)	Annual Dollar Savings	15 Year Electric Savings (kWh)	15 Year Dollar Savings
In Progress	12	\$ 12,624,269.00	3,813,469	\$ 665,518.73	57,202,035	\$ 9,982,780.95
Completed	15	\$ 3,571,380.39	1,480,798	\$ 287,068.93	22,211,970	\$ 4,306,033.95
Grand Total	27	\$ 16,195,649.39	5,294,267	\$ 952,587.66	79,414,005.00	\$ 14,288,814.90

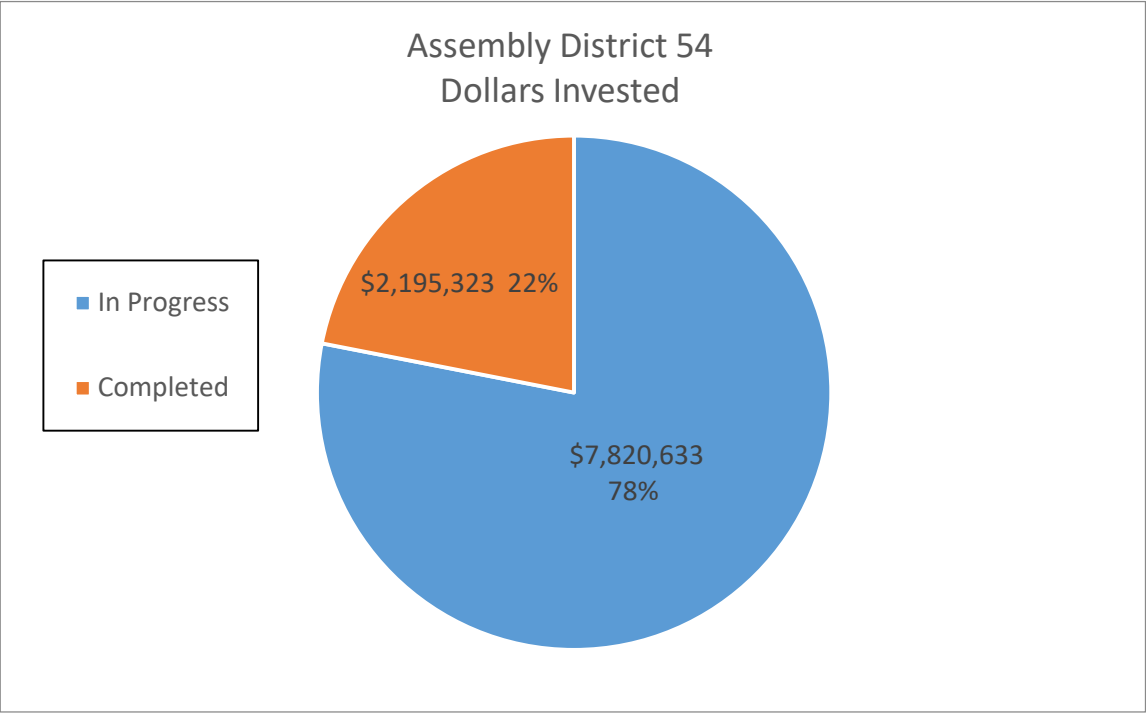
DAC	23	\$ 15,307,000.10	4,987,988	\$ 890,501.52	74,819,820	\$ 13,357,522.80
-----	----	------------------	-----------	---------------	------------	------------------



Assembly District 54						
	Number of Sites	Dollars Invested	Annual Electric Savings (kWh)	Annual Dollar Savings	15 Year Electric Savings (kWh)	15 Year Dollar Savings
In Progress	6	\$ 7,820,632.53	1,638,037	\$ 256,749.22	24,570,555	\$ 3,851,238.30
Completed	13	\$ 2,195,323.26	615,918	\$ 128,869.56	9,238,770	\$ 1,933,043.40
Grand Total	19	\$ 10,015,955.79	2,253,955	\$ 385,618.78	33,809,325.00	\$ 5,784,281.70

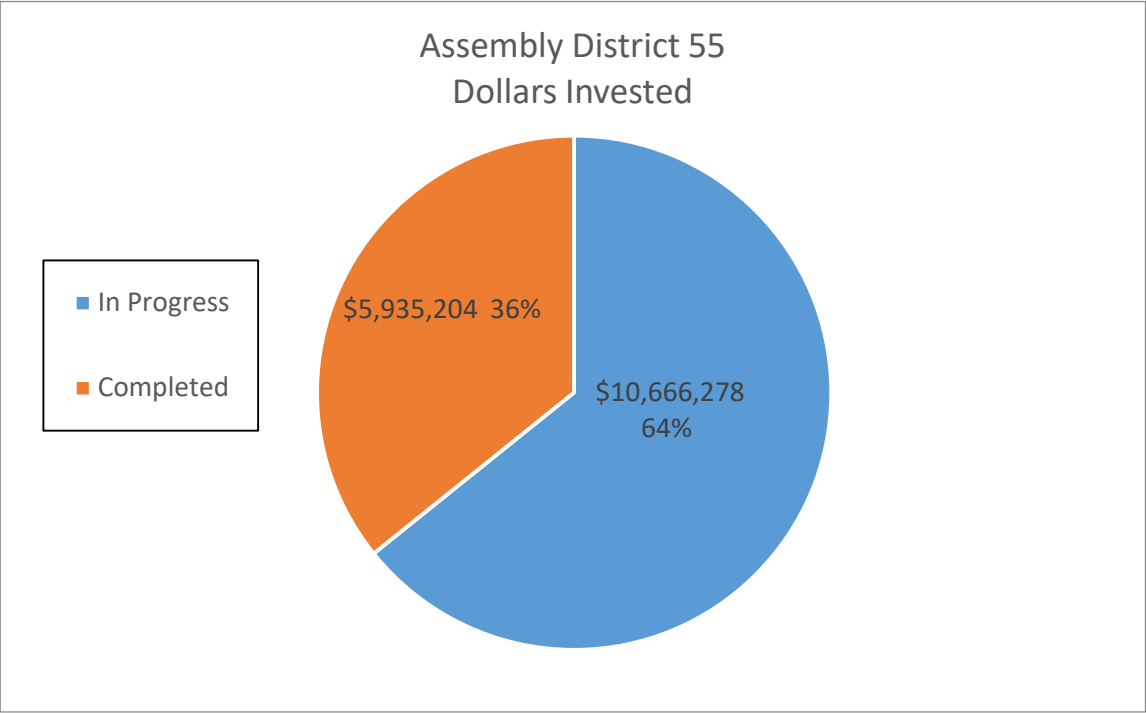
DAC	6	\$ 4,869,606.26	1,141,360	\$ 184,048.26	17,120,400	\$ 2,760,723.90
-----	---	-----------------	-----------	---------------	------------	-----------------



Assembly District 55						
	Number of Sites	Dollars Invested	Annual Electric Savings (kWh)	Annual Dollar Savings	15 Year Electric Savings (kWh)	15 Year Dollar Savings
In Progress	56	\$ 10,666,278.25	3,669,647	\$ 711,183.88	55,044,705	\$ 10,667,758.20
Completed	40	\$ 5,935,204.17	1,867,048	\$ 389,031.03	28,005,720	\$ 5,835,465.43
Grand Total	96	\$ 16,601,482.42	5,536,695	\$ 1,100,214.91	83,050,425.00	\$ 16,503,223.63

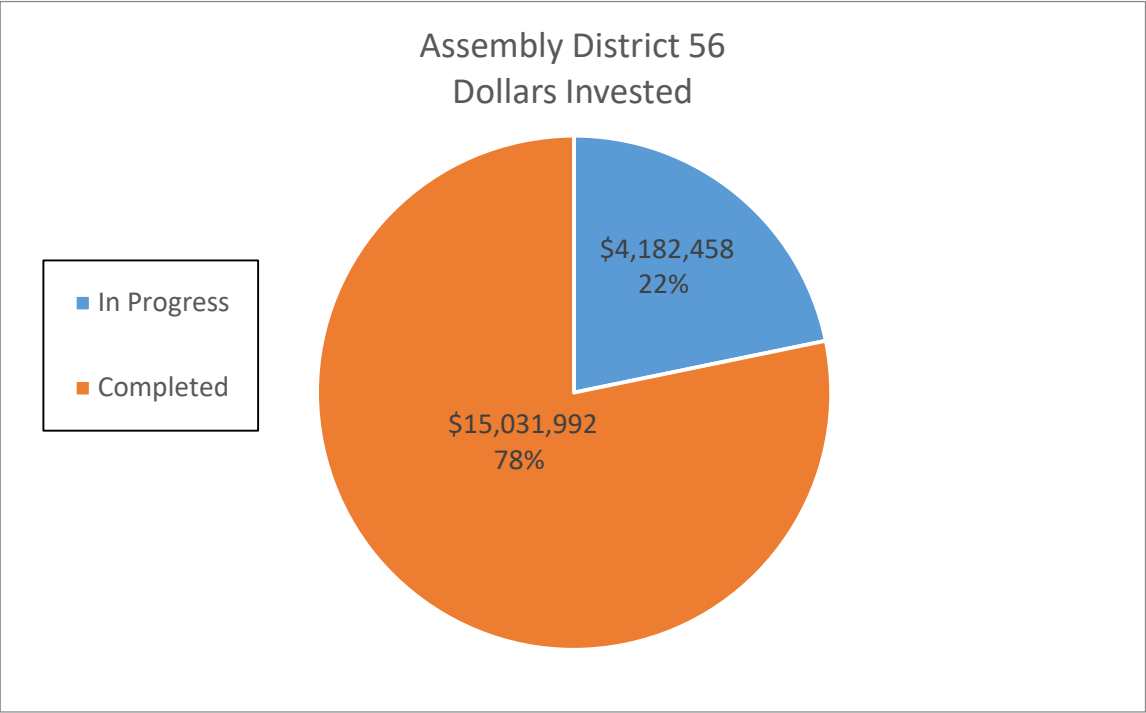
DAC	7	\$ 823,369.24	430,147	\$ 77,849.58	6,452,205	\$ 1,167,743.70
-----	---	---------------	---------	--------------	-----------	-----------------



Assembly District 56						
	Number of Sites	Dollars Invested	Annual Electric Savings (kWh)	Annual Dollar Savings	15 Year Electric Savings (kWh)	15 Year Dollar Savings
In Progress	25	\$ 4,182,458.00	2,209,408	\$ 357,640.04	33,141,120	\$ 5,364,600.60
Completed	64	\$ 15,031,992.09	9,430,729	\$ 1,149,273.95	141,460,935	\$ 17,239,109.25
Grand Total	89	\$ 19,214,450.09	11,640,137	\$ 1,506,913.99	174,602,055.00	\$ 22,603,709.85

DAC	37	\$ 6,184,749.96	3,729,519	\$ 469,872.28	55,942,785	\$ 7,048,084.20
-----	----	-----------------	-----------	---------------	------------	-----------------

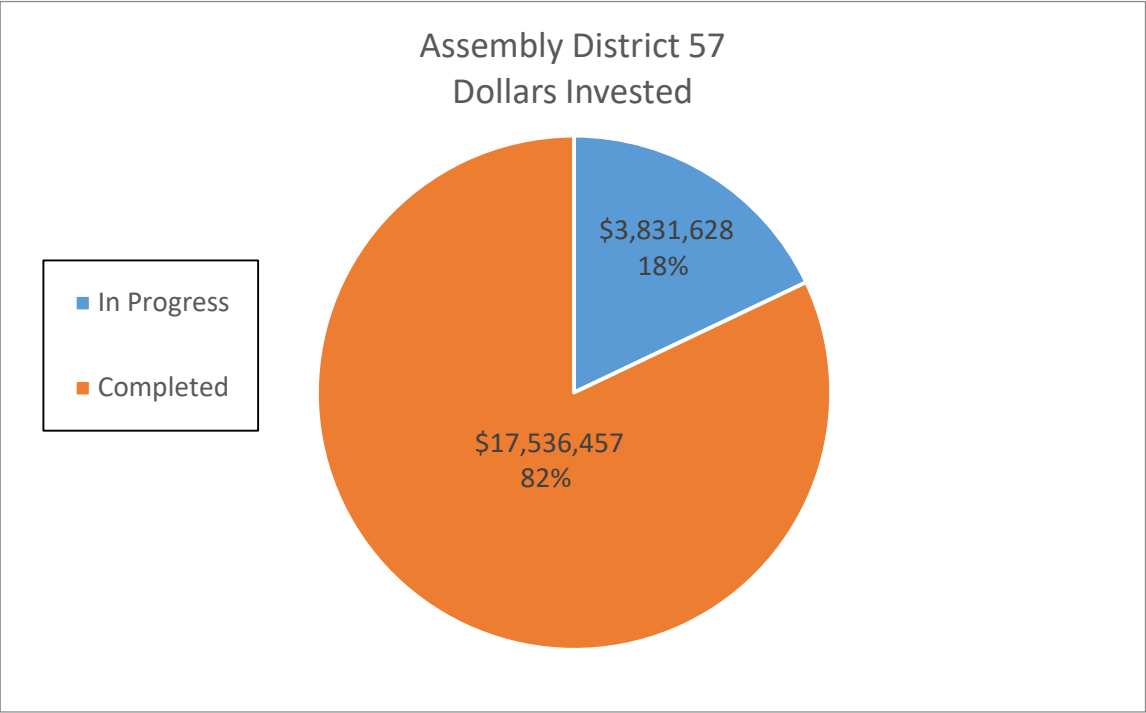




Assembly District 57						
	Number of Sites	Dollars Invested	Annual Electric Savings (kWh)	Annual Dollar Savings	15 Year Electric Savings (kWh)	15 Year Dollar Savings
In Progress	30	\$ 3,831,628.06	1,665,421	\$ 364,000.26	24,981,315	\$ 5,460,003.90
Completed	65	\$ 17,536,456.67	8,627,524	\$ 1,357,157.86	129,412,860	\$ 20,357,367.90
Grand Total	95	\$ 21,368,084.73	10,292,945	\$ 1,721,158.12	154,394,175.00	\$ 25,817,371.80

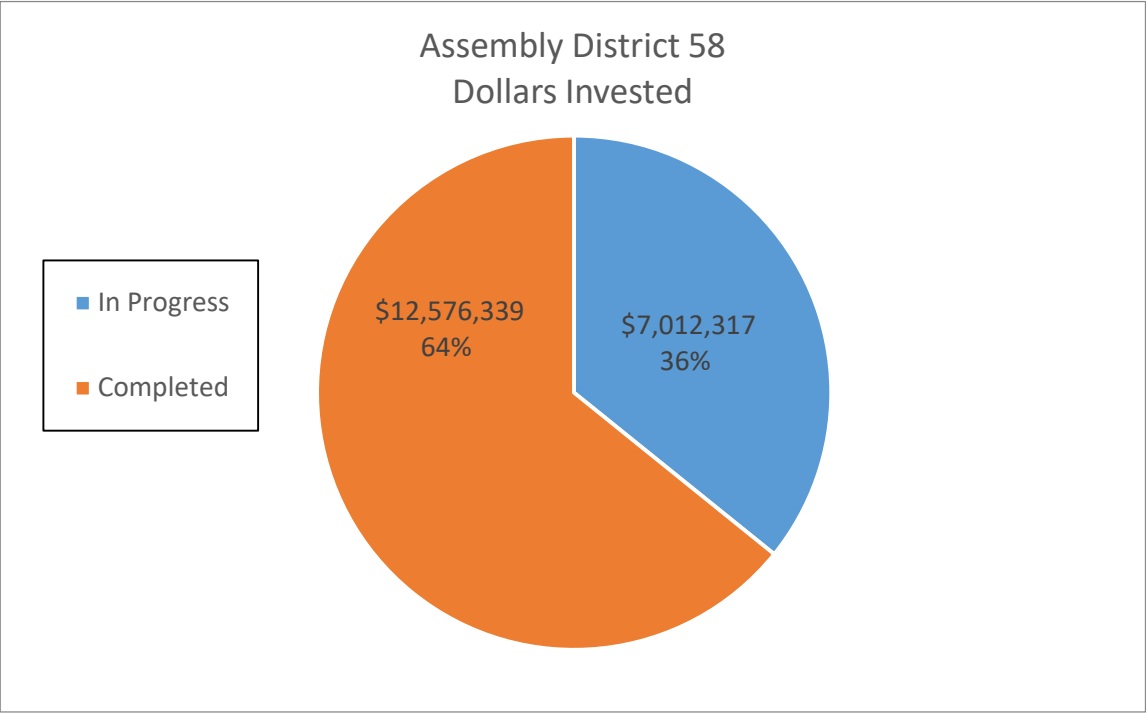
DAC	50	\$ 11,462,042.02	4,888,880	\$ 799,080.24	73,333,200	\$ 11,986,203.60
-----	----	------------------	-----------	---------------	------------	------------------



Assembly District 58						
	Number of Sites	Dollars Invested	Annual Electric Savings (kWh)	Annual Dollar Savings	15 Year Electric Savings (kWh)	15 Year Dollar Savings
In Progress	18	\$ 7,012,317.05	1,913,345	\$ 377,401.37	28,700,175	\$ 5,661,020.55
Completed	59	\$ 12,576,339.22	3,701,211	\$ 1,076,367.17	55,518,165	\$ 16,145,507.55
Grand Total	77	\$ 19,588,656.27	5,614,556	\$ 1,453,768.54	84,218,340.00	\$ 21,806,528.10

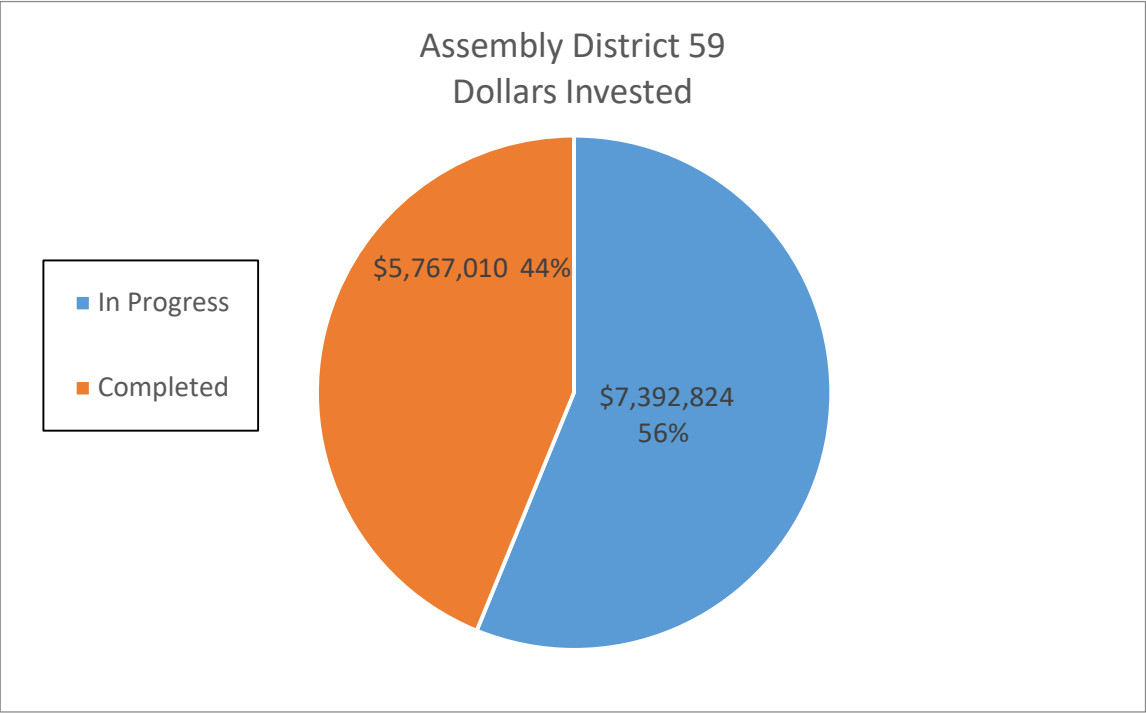
  

DAC	36	\$ 10,580,357.34	3,242,804	\$ 716,758.89	48,642,060	\$ 10,751,383.35
-----	----	------------------	-----------	---------------	------------	------------------



Assembly District 59						
	Number of Sites	Dollars Invested	Annual Electric Savings (kWh)	Annual Dollar Savings	15 Year Electric Savings (kWh)	15 Year Dollar Savings
In Progress	12	\$ 7,392,824.00	2,228,653	\$ 359,244.29	33,429,795	\$ 5,388,664.35
Completed	15	\$ 5,767,009.99	2,424,790	\$ 423,191.06	36,371,850	\$ 6,347,865.90
Grand Total	27	\$ 13,159,833.99	4,653,443	\$ 782,435.35	69,801,645.00	\$ 11,736,530.25

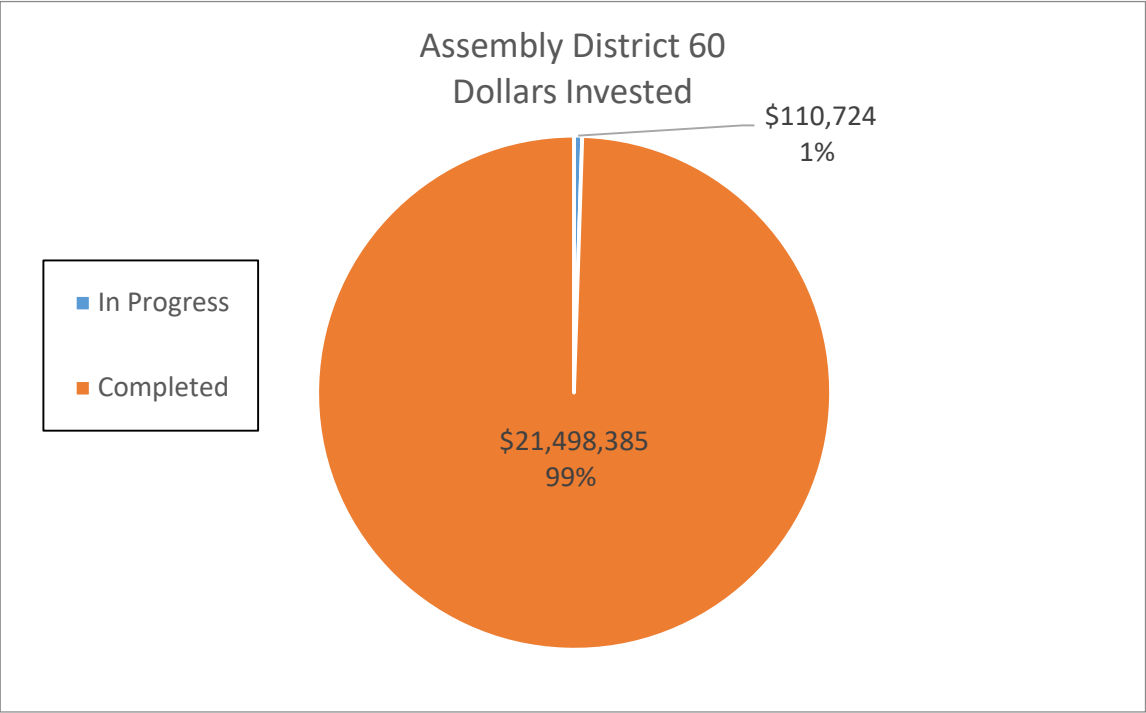
DAC	27	\$ 13,159,833.99	4,653,443	\$ 782,435.35	69,801,645	\$ 11,736,530.25
-----	----	------------------	-----------	---------------	------------	------------------



Assembly District 60						
	Number of Sites	Dollars Invested	Annual Electric Savings (kWh)	Annual Dollar Savings	15 Year Electric Savings (kWh)	15 Year Dollar Savings
In Progress	1	\$ 110,724.00	85,522	\$ 13,581.00	1,282,830	\$ 203,715.00
Completed	116	\$ 21,498,384.81	6,883,738	\$ 1,246,524.58	103,256,070	\$ 18,697,868.72
Grand Total	117	\$ 21,609,108.81	6,969,260	\$ 1,260,105.58	104,538,900.00	\$ 18,901,583.72

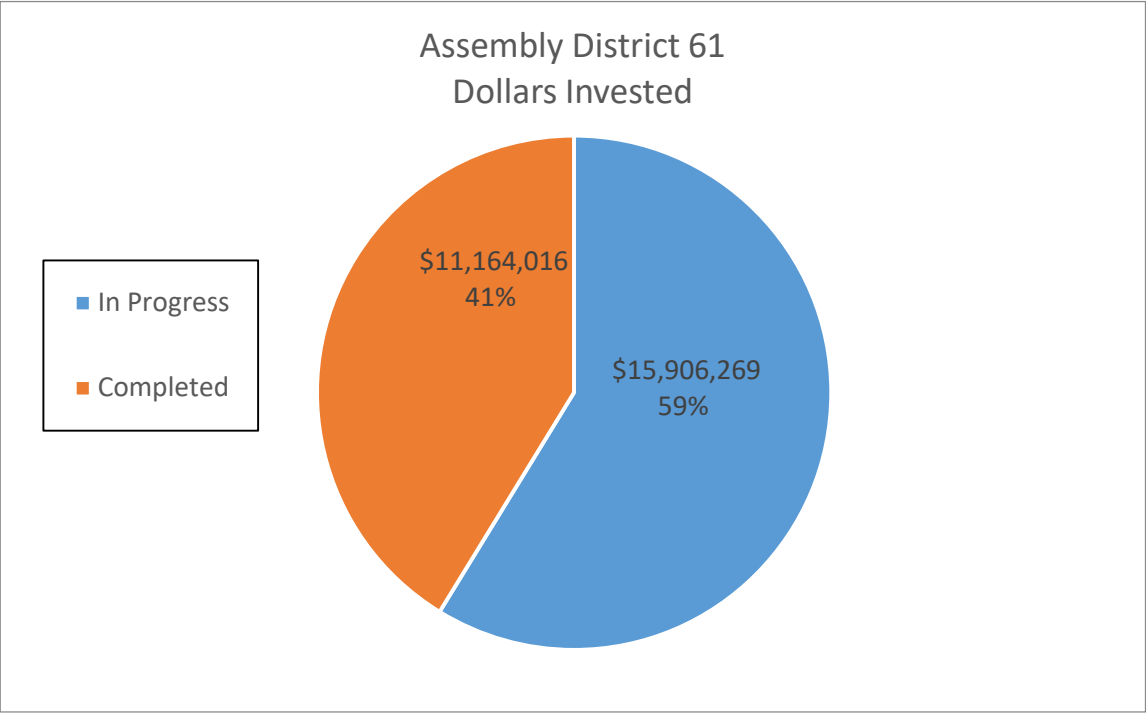
DAC	46	\$ 7,722,570.47	2,589,801	\$ 465,713.52	38,847,015	\$ 6,985,702.82
-----	----	-----------------	-----------	---------------	------------	-----------------



Assembly District 61						
	Number of Sites	Dollars Invested	Annual Electric Savings (kWh)	Annual Dollar Savings	15 Year Electric Savings (kWh)	15 Year Dollar Savings
In Progress	35	\$ 15,906,269.00	5,447,828	\$ 969,053.92	81,717,420	\$ 14,535,808.80
Completed	36	\$ 11,164,016.44	4,350,606	\$ 795,968.05	65,259,090	\$ 11,939,520.75
Grand Total	71	\$ 27,070,285.44	9,798,434	\$ 1,765,021.97	146,976,510.00	\$ 26,475,329.55

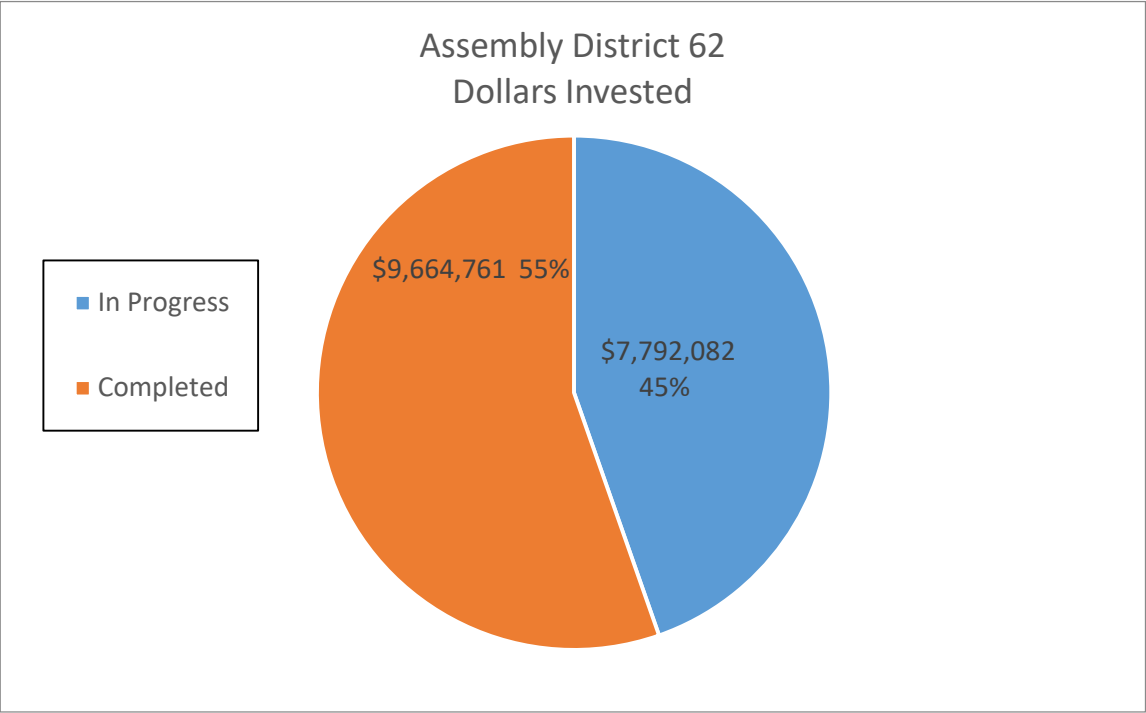
DAC	37	\$ 11,269,353.44	4,103,835	\$ 720,566.45	61,557,525	\$ 10,808,496.75
-----	----	------------------	-----------	---------------	------------	------------------



Assembly District 62						
	Number of Sites	Dollars Invested	Annual Electric Savings (kWh)	Annual Dollar Savings	15 Year Electric Savings (kWh)	15 Year Dollar Savings
In Progress	19	\$ 7,792,081.71	3,060,643	\$ 496,628.16	45,909,645	\$ 7,449,422.40
Completed	41	\$ 9,664,761.17	3,829,194	\$ 682,613.05	57,437,910	\$ 10,239,195.78
Grand Total	60	\$ 17,456,842.88	6,889,837	\$ 1,179,241.21	103,347,555.00	\$ 17,688,618.18

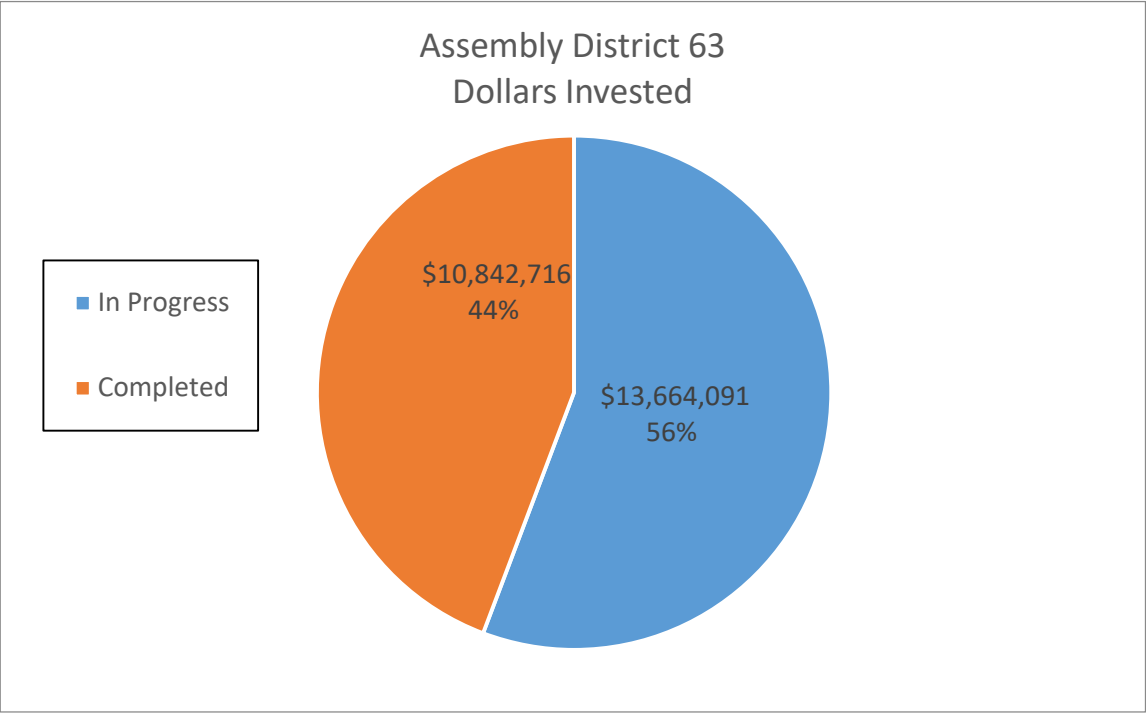
DAC	36	\$ 10,846,319.15	4,414,866	\$ 765,787.14	66,222,990	\$ 11,486,807.13
-----	----	------------------	-----------	---------------	------------	------------------



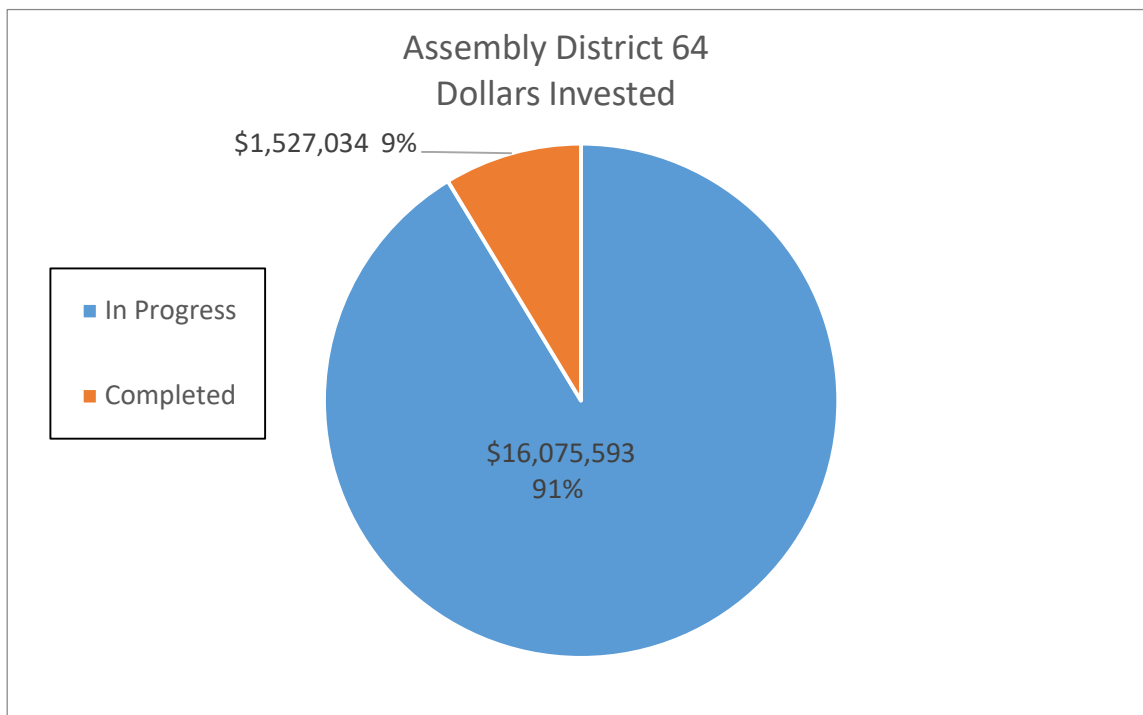
Assembly District 63						
	Number of Sites	Dollars Invested	Annual Electric Savings (kWh)	Annual Dollar Savings	15 Year Electric Savings (kWh)	15 Year Dollar Savings
In Progress	36	\$ 13,664,091.49	3,269,982	\$ 553,628.54	49,049,730	\$ 8,304,428.10
Completed	42	\$ 10,842,715.66	5,174,020	\$ 1,002,561.13	77,610,300	\$ 15,038,416.95
Grand Total	78	\$ 24,506,807.15	8,444,002	\$ 1,556,189.67	126,660,030.00	\$ 23,342,845.05

DAC	52	\$ 21,512,380.71	7,107,602	\$ 1,263,504.13	106,614,030	\$ 18,952,561.95
-----	----	------------------	-----------	-----------------	-------------	------------------



Assembly District 64						
	Number of Sites	Dollars Invested	Annual Electric Savings (kWh)	Annual Dollar Savings	15 Year Electric Savings (kWh)	15 Year Dollar Savings
In Progress	27	\$ 16,075,593.40	5,128,708	\$ 941,442.65	76,930,620	\$ 14,121,639.75
Completed	8	\$ 1,527,033.50	625,390	\$ 106,963.14	9,380,850	\$ 1,604,447.10
Grand Total	35	\$ 17,602,626.90	5,754,098	\$ 1,048,405.79	86,311,470.00	\$ 15,726,086.85
DAC	34	\$ 15,348,883.90	5,339,660	\$ 951,273.79	80,094,900	\$ 14,269,106.85

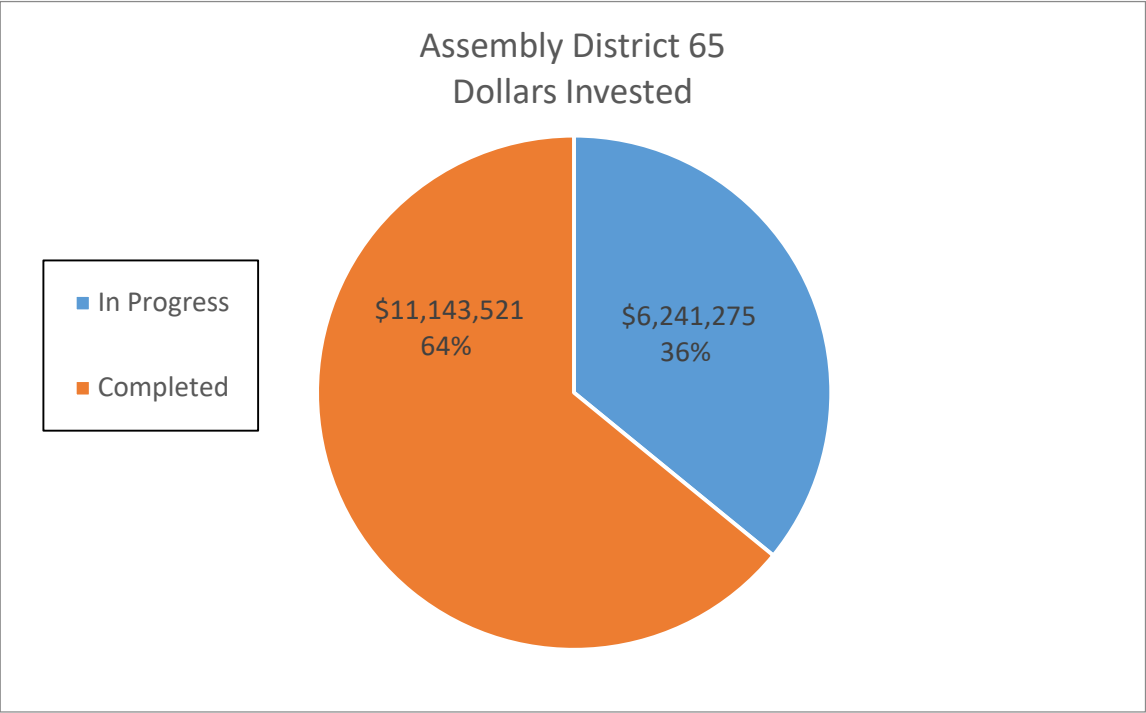




Assembly District 65						
	Number of Sites	Dollars Invested	Annual Electric Savings (kWh)	Annual Dollar Savings	15 Year Electric Savings (kWh)	15 Year Dollar Savings
In Progress	19	\$ 6,241,275.24	33,612,122	\$ 353,576.17	504,181,830	\$ 5,303,642.55
Completed	62	\$ 11,143,521.11	4,292,476	\$ 829,644.58	64,387,140	\$ 12,444,668.70
Grand Total	81	\$ 17,384,796.35	37,904,598	\$ 1,183,220.75	568,568,970.00	\$ 17,748,311.25

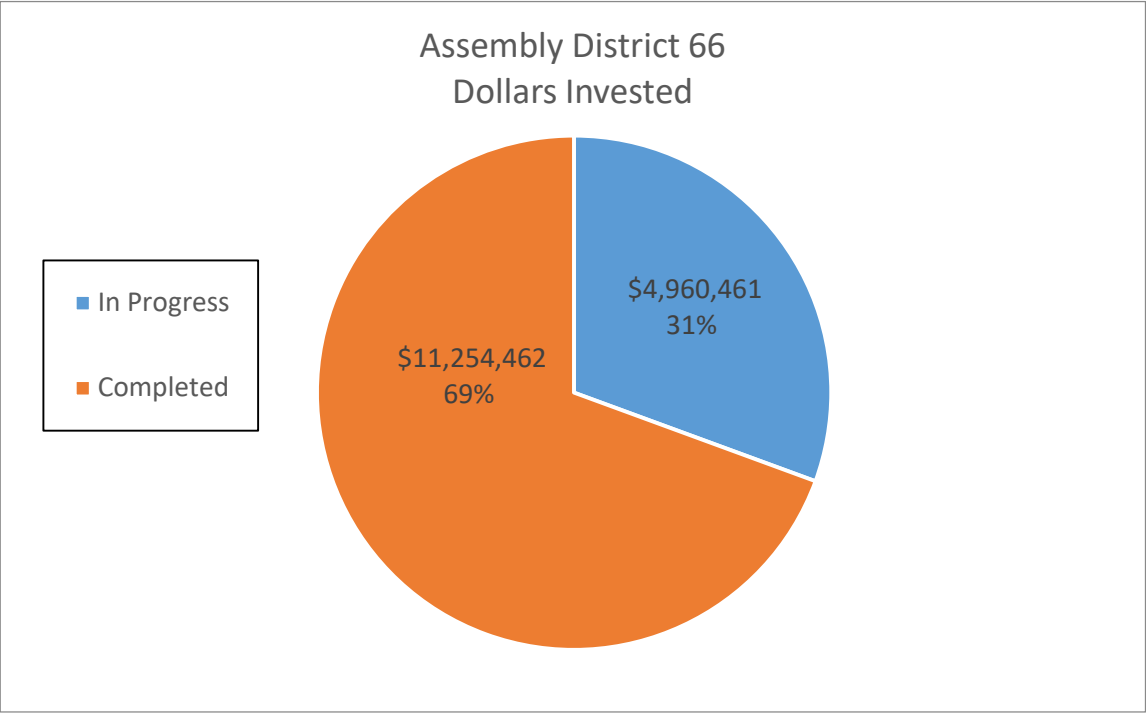
DAC	22	\$ 2,253,020.44	1,583,595	\$ 284,604.22	23,753,925	\$ 4,269,063.30
-----	----	-----------------	-----------	---------------	------------	-----------------



Assembly District 66						
	Number of Sites	Dollars Invested	Annual Electric Savings (kWh)	Annual Dollar Savings	15 Year Electric Savings (kWh)	15 Year Dollar Savings
In Progress	3	\$ 4,960,461.00	1,138,485	\$ 203,844.23	17,077,275	\$ 3,057,663.45
Completed	38	\$ 11,254,462.27	4,463,907	\$ 711,623.46	66,958,605	\$ 10,674,351.84
Grand Total	41	\$ 16,214,923.27	5,602,392	\$ 915,467.69	84,035,880.00	\$ 13,732,015.29

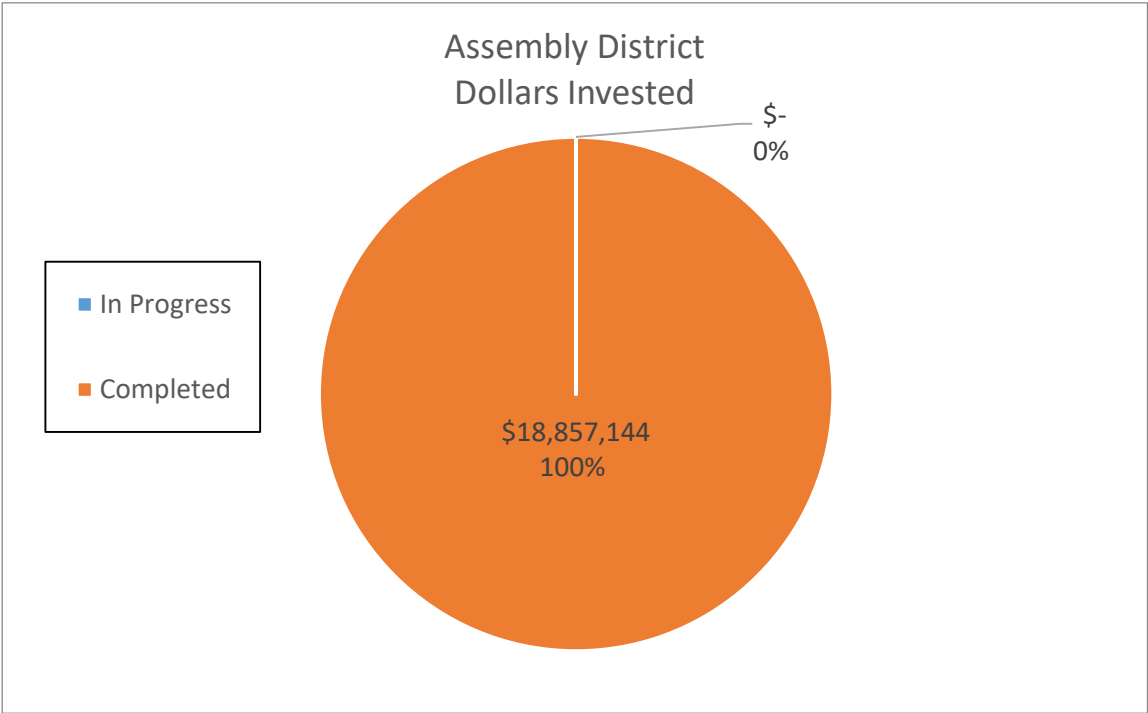
  

DAC	1	\$ 1,955,792.00	547,976	\$ 81,167.00	8,219,640	\$ 1,217,505.00
-----	---	-----------------	---------	--------------	-----------	-----------------



Assembly District 67						
	Number of Sites	Dollars Invested	Annual Electric Savings (kWh)	Annual Dollar Savings	15 Year Electric Savings (kWh)	15 Year Dollar Savings
Completed	88	\$ 18,857,143.59	8,336,513	\$ 1,591,257.69	125,047,695	\$ 23,868,865.28
Grand Total	88	\$ 18,857,143.59	8,336,513	\$ 1,591,257.69	125,047,695.00	\$ 23,868,865.28

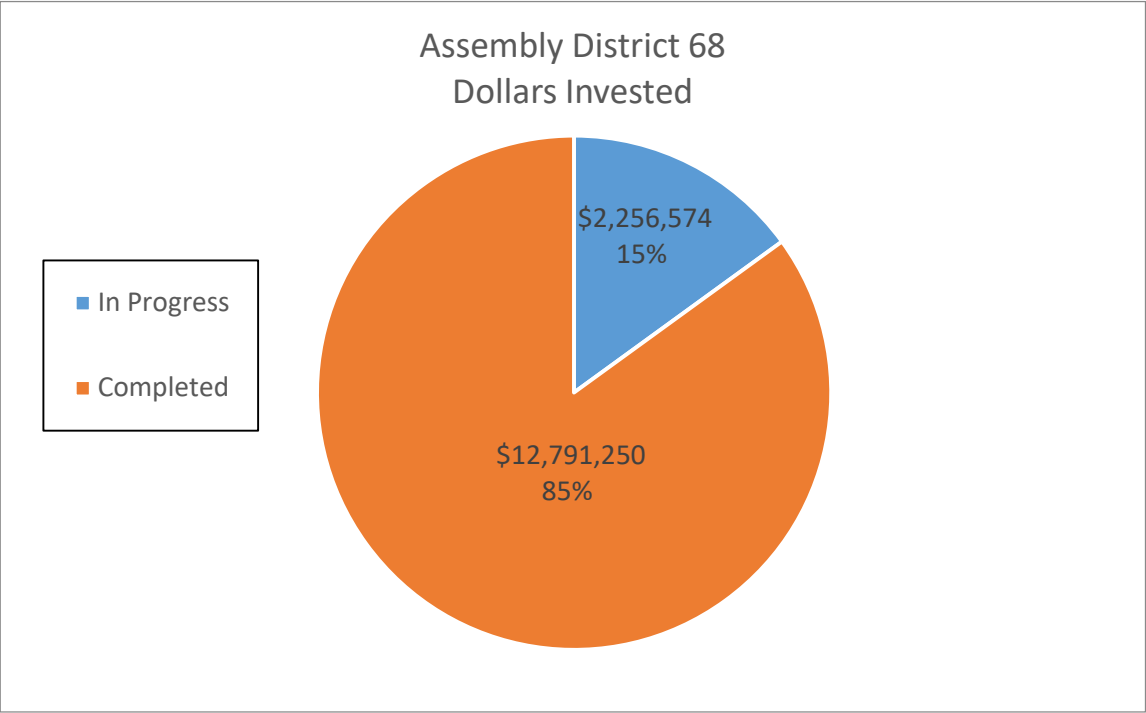
DAC	5	\$ 1,803,525.00	811,904	\$ 168,614.48	12,178,560	\$ 2,529,217.13
-----	---	-----------------	---------	---------------	------------	-----------------



Assembly District 68						
	Number of Sites	Dollars Invested	Annual Electric Savings (kWh)	Annual Dollar Savings	15 Year Electric Savings (kWh)	15 Year Dollar Savings
In Progress	8	\$ 2,256,573.92	786,004	\$ 144,930.76	11,790,060	\$ 2,173,961.40
Completed	54	\$ 12,791,250.47	4,521,244	\$ 923,018.71	67,818,660	\$ 13,845,280.62
Grand Total	62	\$ 15,047,824.39	5,307,248	\$ 1,067,949.47	79,608,720.00	\$ 16,019,242.02

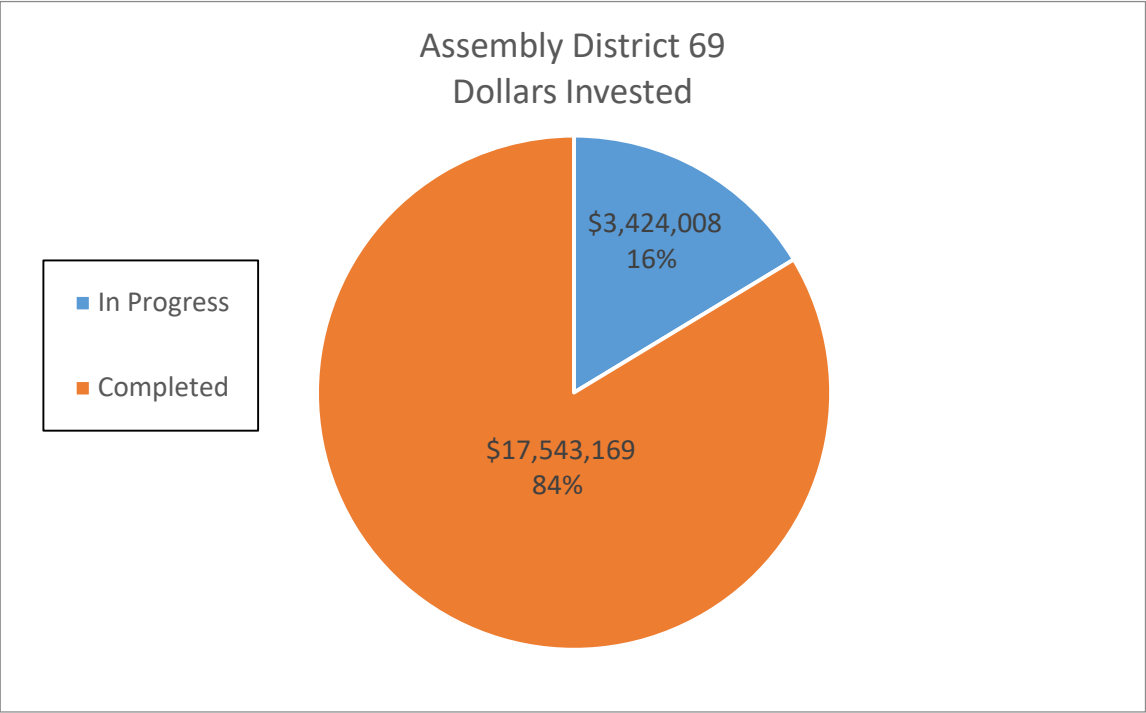
DAC	2	\$ 159,312.68	60,657	\$ 13,980.39	909,855	\$ 209,705.85
-----	---	---------------	--------	--------------	---------	---------------



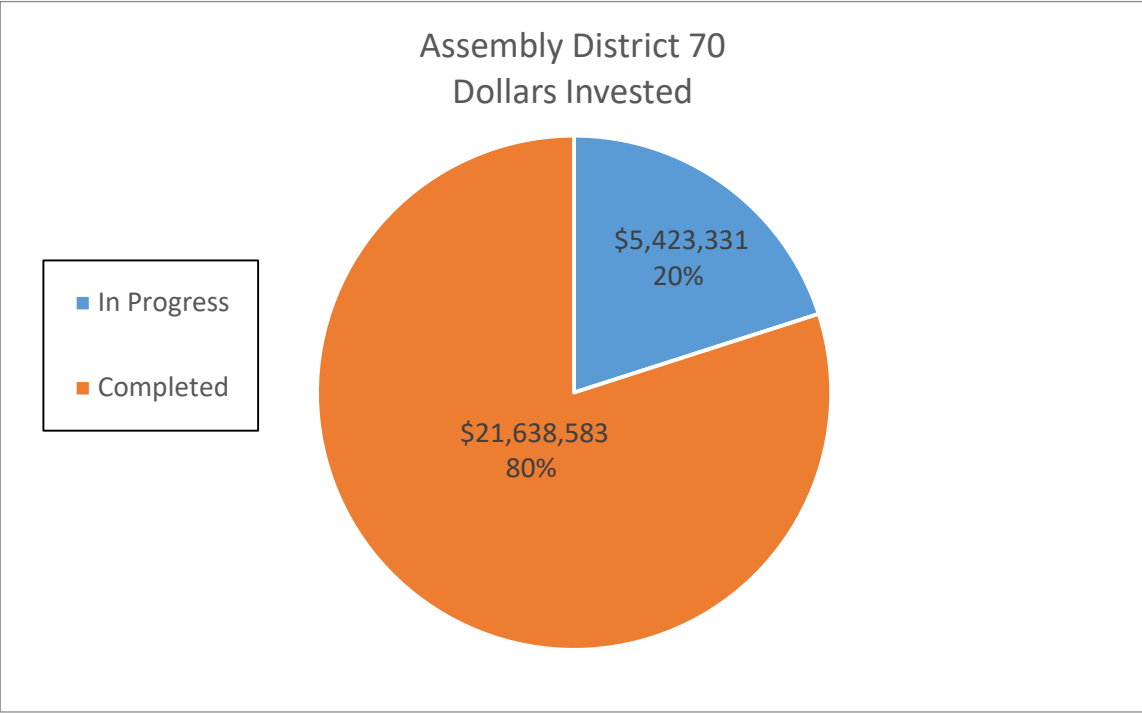
Assembly District 69						
	Number of Sites	Dollars Invested	Annual Electric Savings (kWh)	Annual Dollar Savings	15 Year Electric Savings (kWh)	15 Year Dollar Savings
In Progress	7	\$ 3,424,008.36	1,682,453	\$ 297,476.72	25,236,795	\$ 4,462,150.80
Completed	79	\$ 17,543,168.65	6,404,506	\$ 1,181,632.28	96,067,590	\$ 17,724,484.14
Grand Total	86	\$ 20,967,177.01	8,086,959	\$ 1,479,109.00	121,304,385.00	\$ 22,186,634.94

DAC	39	\$ 7,743,689.77	3,448,638	\$ 623,417.04	51,729,570	\$ 9,351,255.54
-----	----	-----------------	-----------	---------------	------------	-----------------



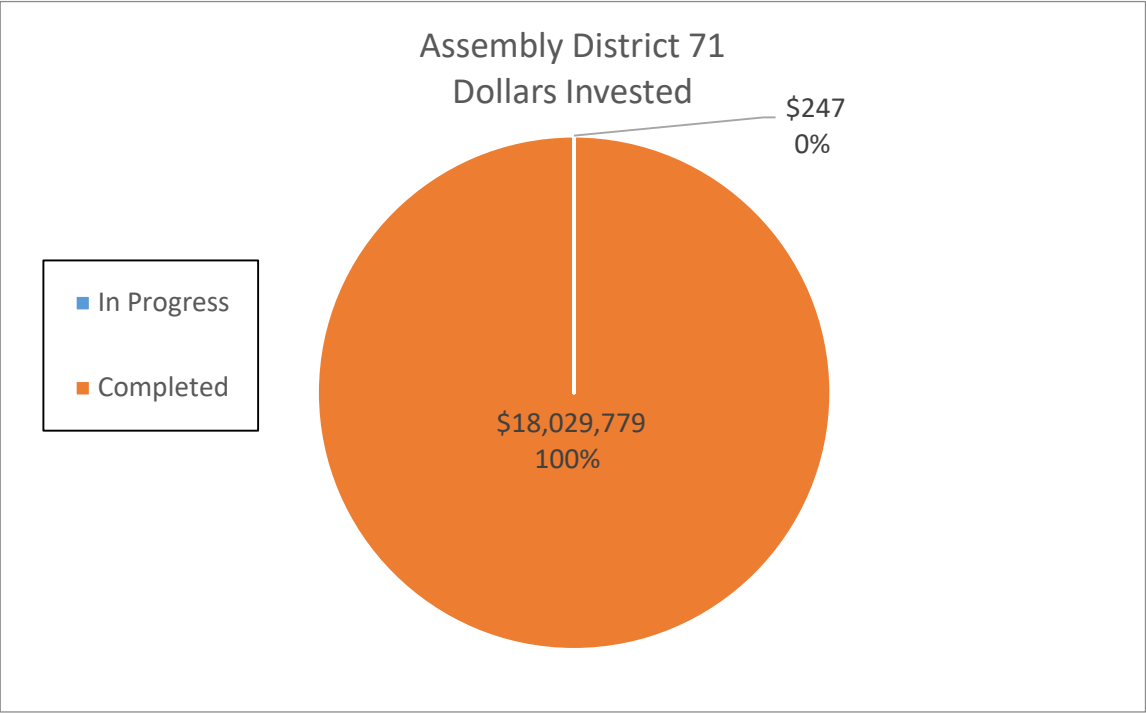
Assembly District 70						
	Number of Sites	Dollars Invested	Annual Electric Savings (kWh)	Annual Dollar Savings	15 Year Electric Savings (kWh)	15 Year Dollar Savings
In Progress	41	\$ 5,423,331.13	2,301,066	\$ 472,667.26	34,515,990	\$ 7,090,008.86
Completed	168	\$ 21,638,583.38	8,223,730	\$ 1,585,138.03	123,355,950	\$ 23,777,070.45
Grand Total	209	\$ 27,061,914.51	10,524,796	\$ 2,057,805.29	157,871,940.00	\$ 30,867,079.31
DAC	10	\$ 1,305,593.09	377,108	\$ 77,231.85	5,656,620	\$ 1,158,477.75



Assembly District 71						
	Number of Sites	Dollars Invested	Annual Electric Savings (kWh)	Annual Dollar Savings	15 Year Electric Savings (kWh)	15 Year Dollar Savings
In Progress	1	\$ 247.00	530	\$ 132.00	7,950	\$ 1,980.00
Completed	98	\$ 18,029,778.90	7,618,717	\$ 1,810,441.96	114,280,755	\$ 27,156,629.40
Grand Total	99	\$ 18,030,025.90	7,619,247	\$ 1,810,573.96	114,288,705.00	\$ 27,158,609.40

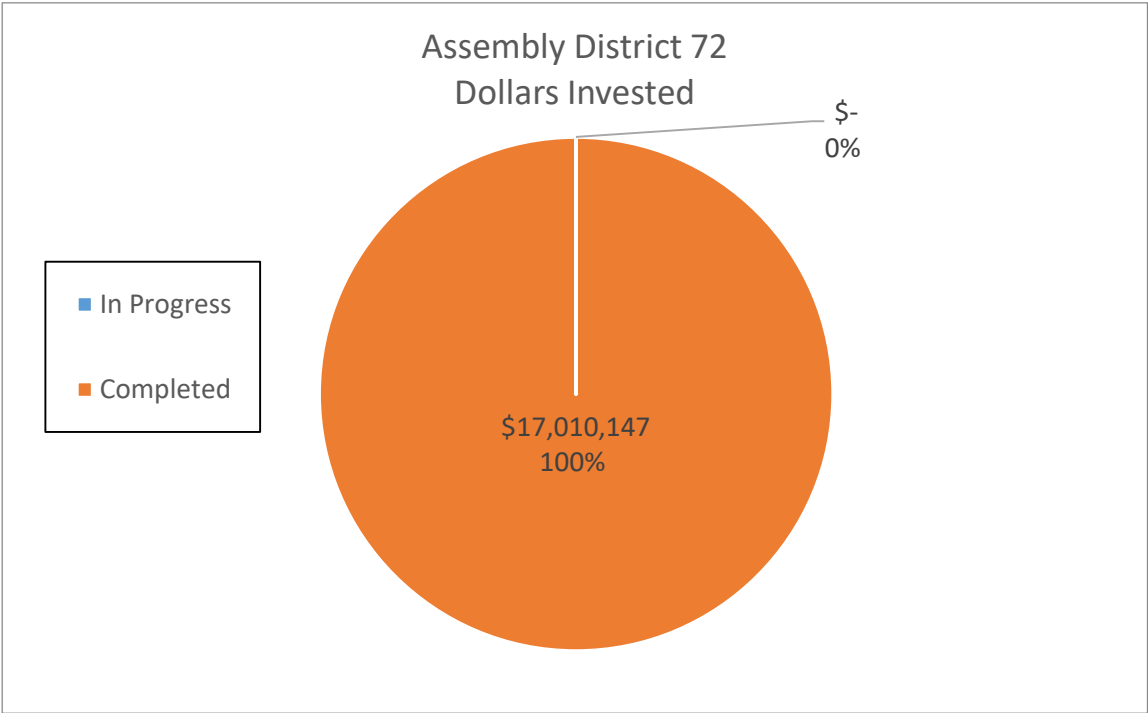
  

DAC	2	\$ 12,144.00	68,364	\$ 23,388.00	1,025,460	\$ 350,820.00
-----	---	--------------	--------	--------------	-----------	---------------



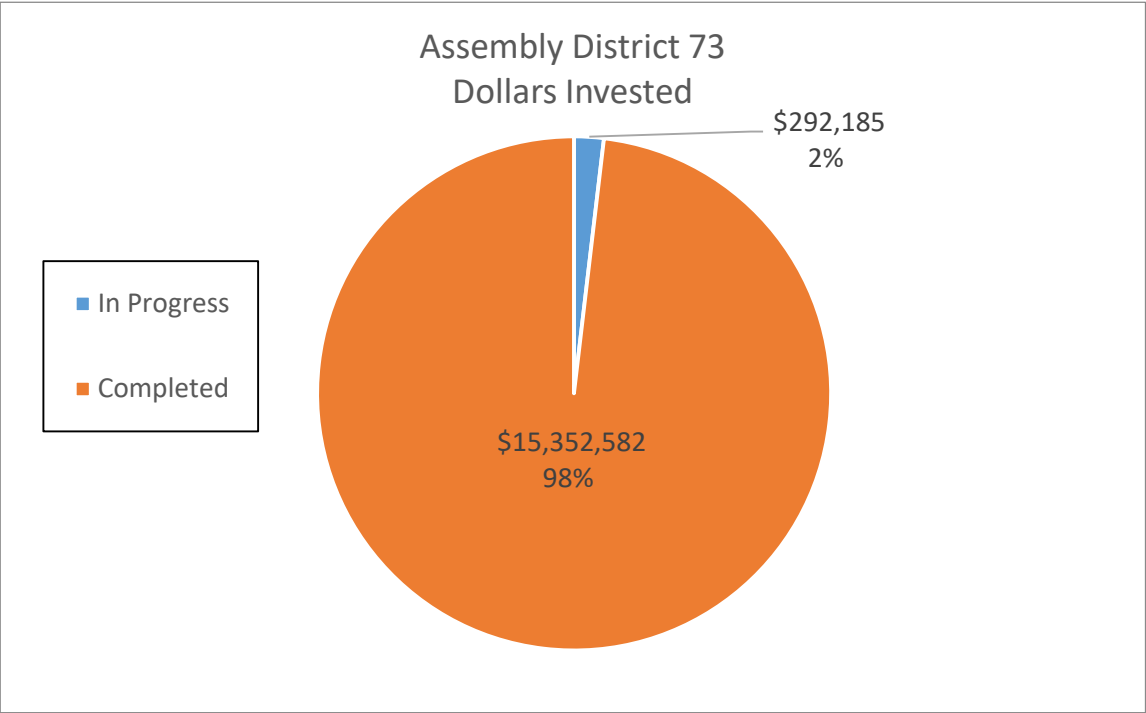
Assembly District 72						
	Number of Sites	Dollars Invested	Annual Electric Savings (kWh)	Annual Dollar Savings	15 Year Electric Savings (kWh)	15 Year Dollar Savings
Completed	41	\$ 17,010,146.92	5,651,479	\$ 1,006,759.44	84,772,185	\$ 15,101,391.58
Grand Total	41	\$ 17,010,146.92	5,651,479	\$ 1,006,759.44	84,772,185.00	\$ 15,101,391.58

DAC	7	\$ 2,296,343.22	835,790	\$ 124,649.21	12,536,850	\$ 1,869,738.12
-----	---	-----------------	---------	---------------	------------	-----------------





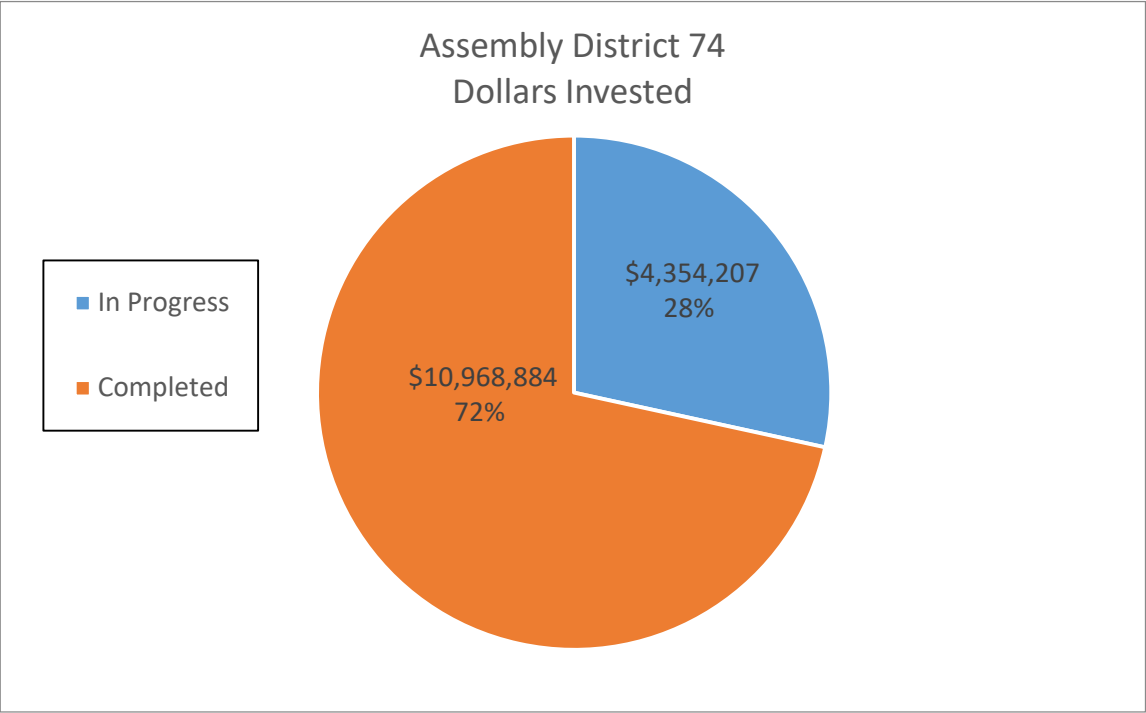
Assembly District 73						
	Number of Sites	Dollars Invested	Annual Electric Savings (kWh)	Annual Dollar Savings	15 Year Electric Savings (kWh)	15 Year Dollar Savings
In Progress	1	\$ 292,185.00	68,543	\$ 18,840.00	1,028,145	\$ 282,600.00
Completed	48	\$ 15,352,582.34	7,784,355	\$ 1,637,840.68	116,765,325	\$ 24,567,610.20
Grand Total	49	\$ 15,644,767.34	7,852,898	\$ 1,656,680.68	117,793,470.00	\$ 24,850,210.20



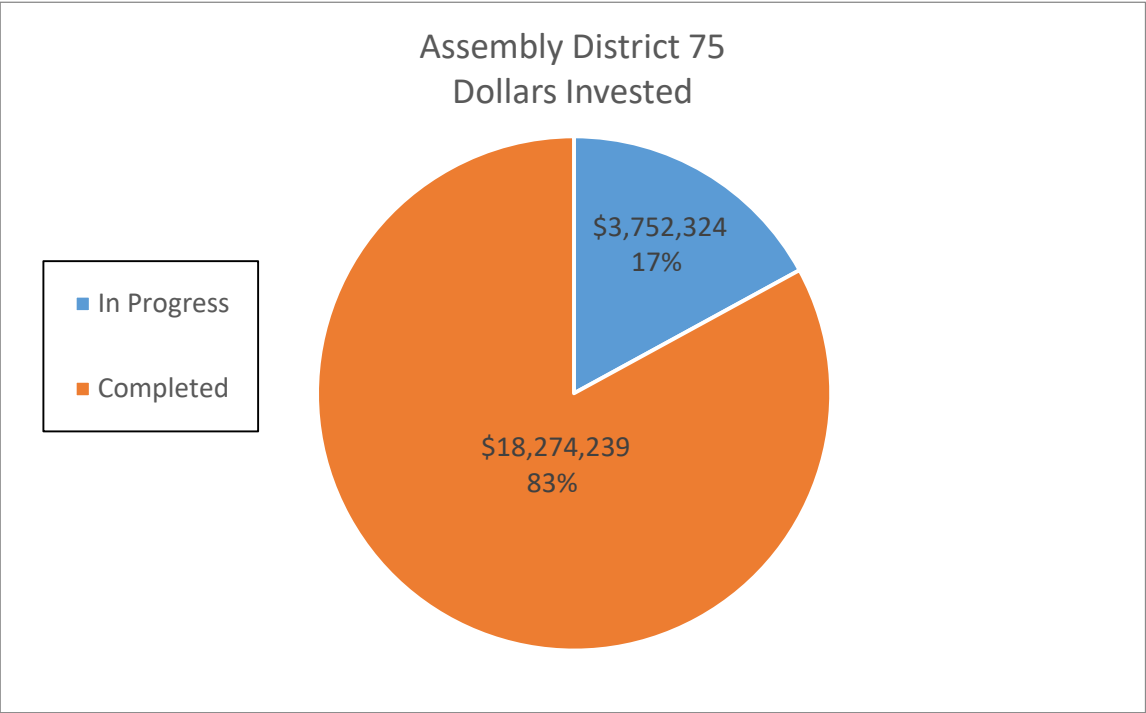
Assembly District 74						
	Number of Sites	Dollars Invested	Annual Electric Savings (kWh)	Annual Dollar Savings	15 Year Electric Savings (kWh)	15 Year Dollar Savings
In Progress	9	\$ 4,354,206.50	1,548,713	\$ 268,545.23	23,230,695	\$ 4,028,178.45
Completed	37	\$ 10,968,884.05	4,838,441	\$ 764,073.04	72,576,615	\$ 11,461,095.64
Grand Total	46	\$ 15,323,090.55	6,387,154	\$ 1,032,618.27	95,807,310.00	\$ 15,489,274.09

DAC	1	\$ 117,104.00	51,984	\$ 10,197.00	779,760	\$ 152,955.00
-----	---	---------------	--------	--------------	---------	---------------

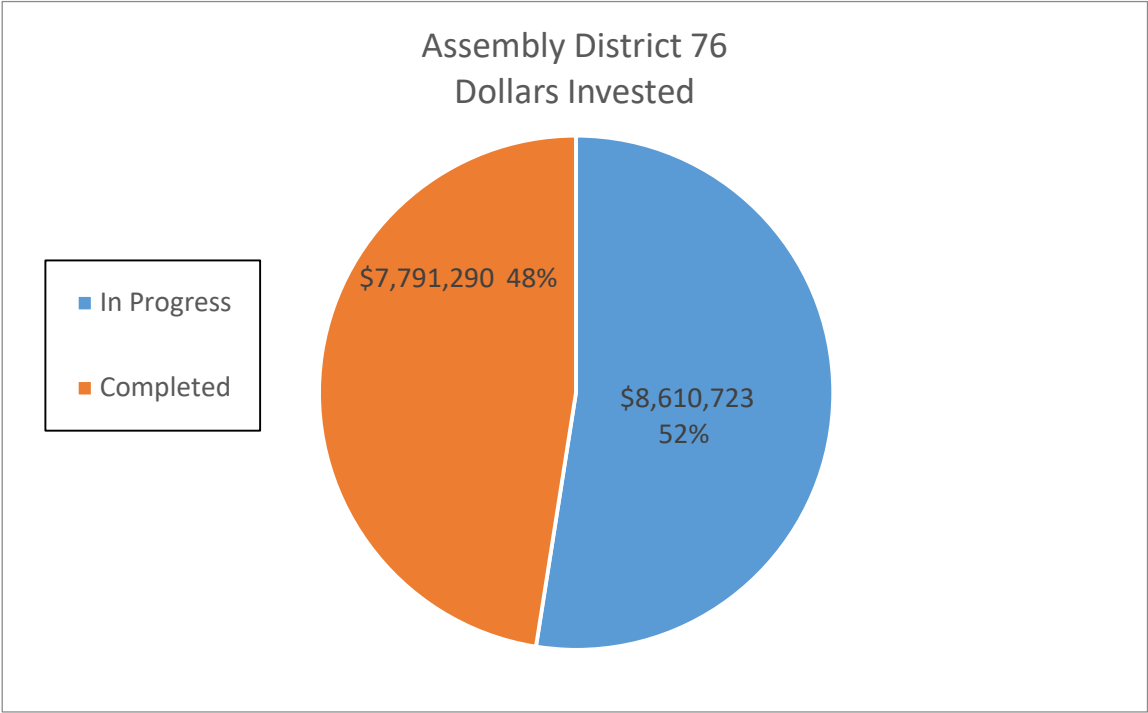


Assembly District 75						
	Number of Sites	Dollars Invested	Annual Electric Savings (kWh)	Annual Dollar Savings	15 Year Electric Savings (kWh)	15 Year Dollar Savings
In Progress	38	\$ 3,752,324.00	1,546,720	\$ 450,905.04	23,200,800	\$ 6,763,575.60
Completed	60	\$ 18,274,239.04	6,099,024	\$ 1,458,156.62	91,485,360	\$ 21,872,349.30
Grand Total	98	\$ 22,026,563.04	7,645,744	\$ 1,909,061.66	114,686,160.00	\$ 28,635,924.90



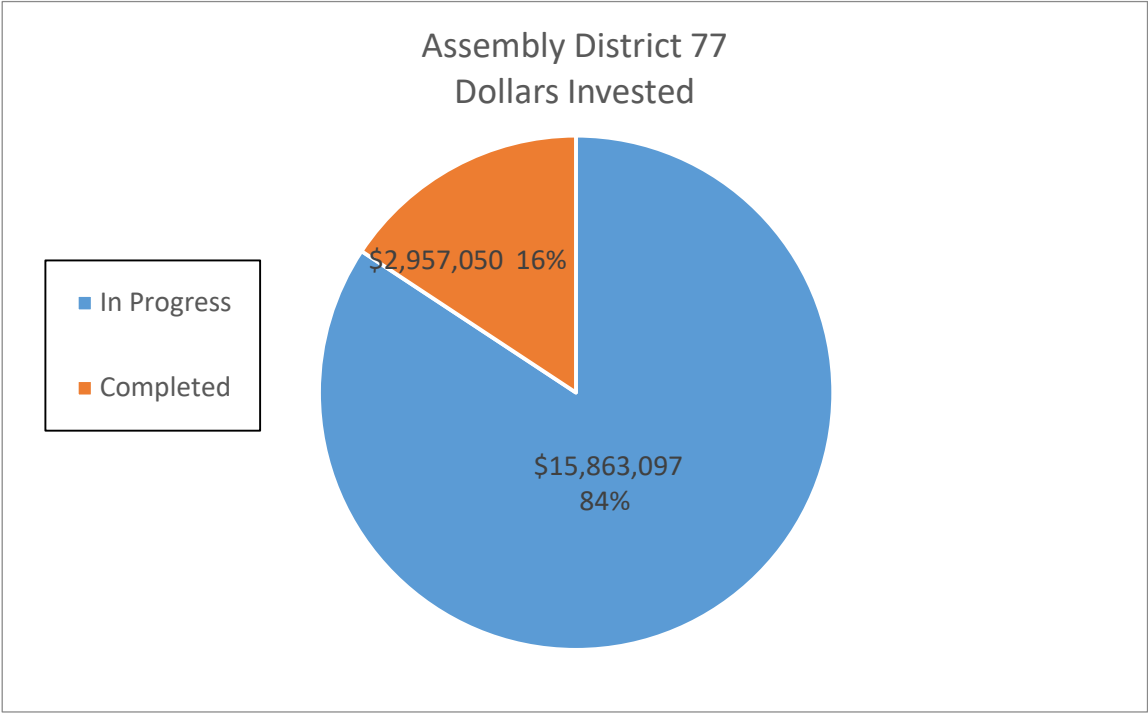
Assembly District 76						
	Number of Sites	Dollars Invested	Annual Electric Savings (kWh)	Annual Dollar Savings	15 Year Electric Savings (kWh)	15 Year Dollar Savings
In Progress	30	\$ 8,610,723.22	1,991,902	\$ 509,388.77	29,878,530	\$ 7,640,831.55
Completed	26	\$ 7,791,289.85	2,420,870	\$ 628,835.77	36,313,050	\$ 9,432,536.55
Grand Total	56	\$ 16,402,013.07	4,412,772	\$ 1,138,224.54	66,191,580.00	\$ 17,073,368.10

-	\$	-
---	----	---



Assembly District 77						
	Number of Sites	Dollars Invested	Annual Electric Savings (kWh)	Annual Dollar Savings	15 Year Electric Savings (kWh)	15 Year Dollar Savings
In Progress	76	\$ 15,863,096.95	5,983,515	\$ 1,264,241.80	89,752,725	\$ 18,963,627.00
Completed	15	\$ 2,957,050.32	1,135,270	\$ 256,254.99	17,029,050	\$ 3,843,824.85
Grand Total	91	\$ 18,820,147.27	7,118,785	\$ 1,520,496.79	106,781,775.00	\$ 22,807,451.85

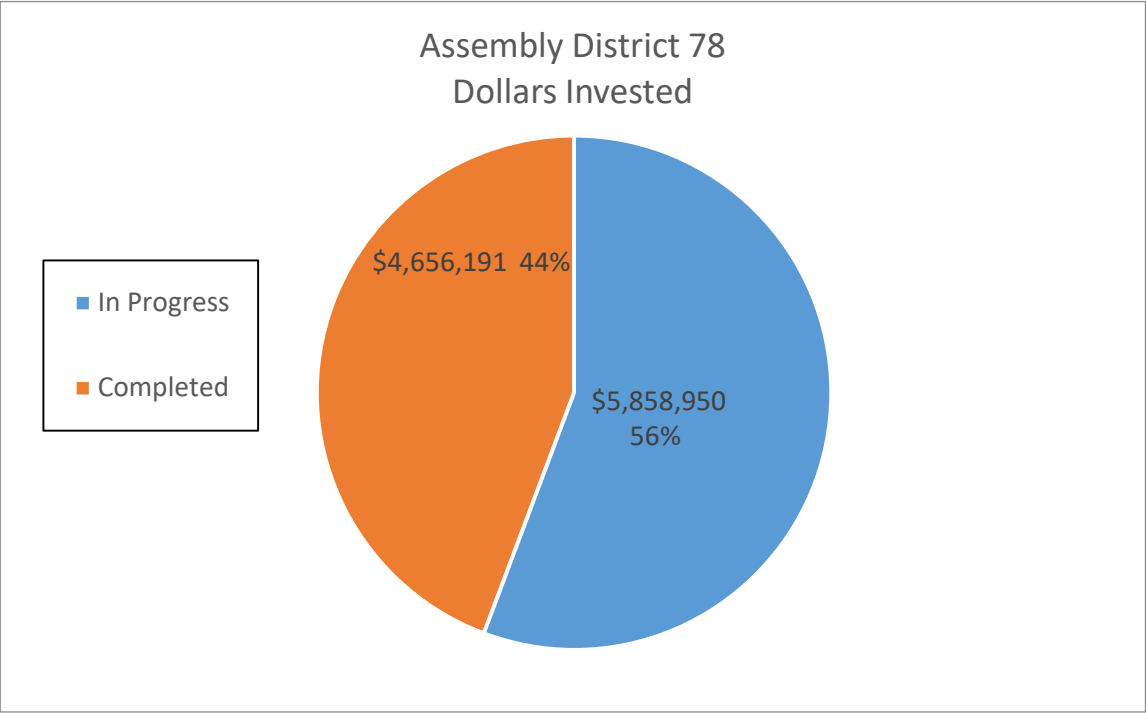
-	\$	-
---	----	---



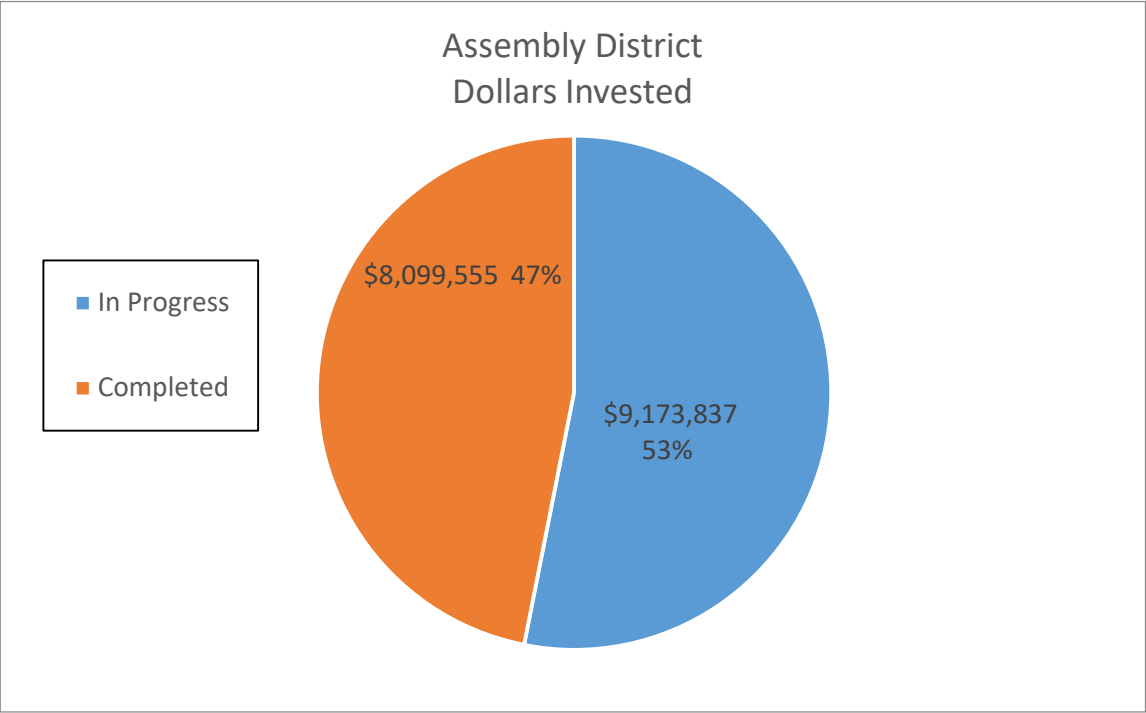
Assembly District 78						
	Number of Sites	Dollars Invested	Annual Electric Savings (kWh)	Annual Dollar Savings	15 Year Electric Savings (kWh)	15 Year Dollar Savings
In Progress	34	\$ 5,858,950.04	2,127,813	\$ 471,323.00	31,917,195	\$ 7,069,845.00
Completed	27	\$ 4,656,190.94	2,085,014	\$ 473,105.07	31,275,210	\$ 7,096,576.05
Grand Total	61	\$ 10,515,140.98	4,212,827	\$ 944,428.07	63,192,405.00	\$ 14,166,421.05

DAC	7	\$ 808,480.12	360,273	\$ 85,050.82	5,404,095	\$ 1,275,762.30
-----	---	---------------	---------	--------------	-----------	-----------------



Assembly District 79						
	Number of Sites	Dollars Invested	Annual Electric Savings (kWh)	Annual Dollar Savings	15 Year Electric Savings (kWh)	15 Year Dollar Savings
In Progress	29	\$ 9,173,836.54	3,265,895	\$ 737,562.58	48,988,425	\$ 11,063,438.70
Completed	36	\$ 8,099,555.28	2,910,573	\$ 768,838.44	43,658,595	\$ 11,532,576.56
Grand Total	65	\$ 17,273,391.82	6,176,468	\$ 1,506,401.02	92,647,020.00	\$ 22,596,015.26
DAC	5	\$ 3,315,028.03	1,065,418	\$ 267,698.95	15,981,270	\$ 4,015,484.25



Assembly District 80						
	Number of Sites	Dollars Invested	Annual Electric Savings (kWh)	Annual Dollar Savings	15 Year Electric Savings (kWh)	15 Year Dollar Savings
In Progress	28	\$ 7,304,217.57	3,353,351	\$ 748,474.07	50,300,265	\$ 11,227,111.05
Completed	56	\$ 12,871,278.31	3,403,592	\$ 912,787.67	51,053,880	\$ 13,691,815.05
Grand Total	84	\$ 20,175,495.88	6,756,943	\$ 1,661,261.74	101,354,145.00	\$ 24,918,926.10

DAC	24	\$ 5,256,492.53	1,675,482	\$ 394,344.97	25,132,230	\$ 5,915,174.55
-----	----	-----------------	-----------	---------------	------------	-----------------

