

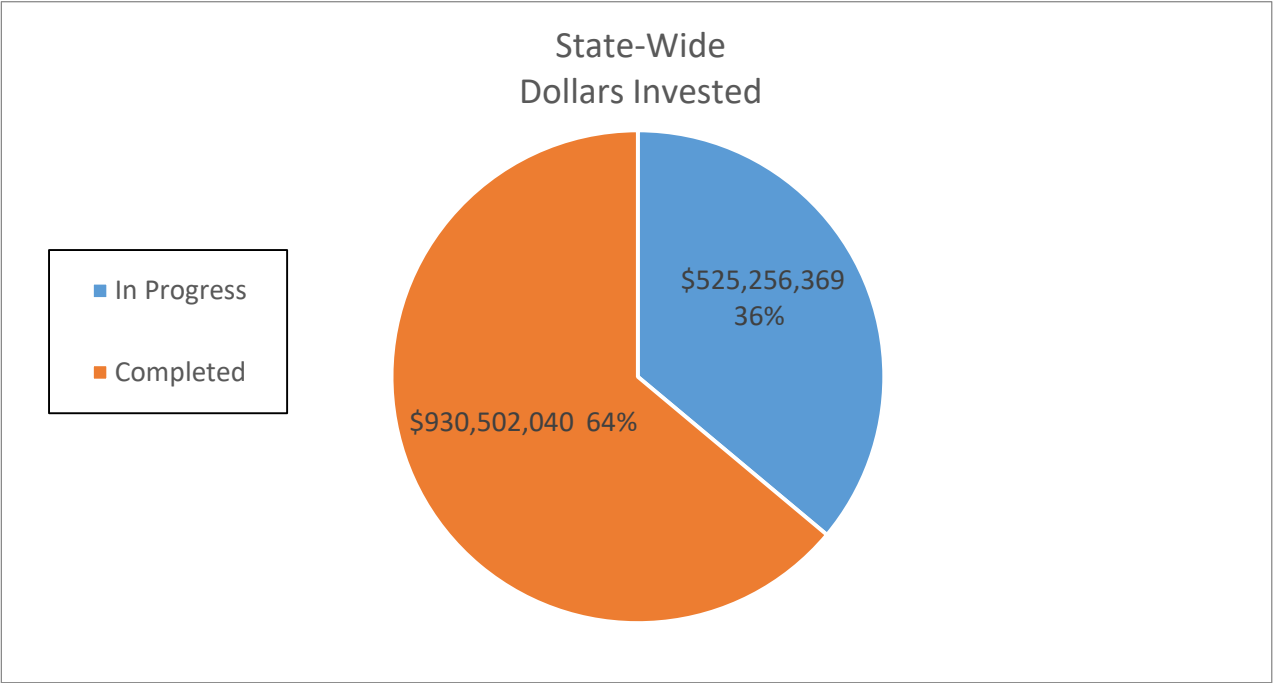
Appendix G: Proposition 39 K-12 Allocations by Legislative District

This Appendix contains information on Proposition 39 K-12 allocations and energy savings by legislative district through June 30, 2021. It is based on data collected by the Energy Commission. For each district, the total number of school sites identified in Energy Expenditure Plans is included, as well as the Proposition 39 cost/investment at each site, the annual electric savings, the annual dollar savings, and whether the projects at the school sites are completed or still in-progress. A fifteen-year estimate of electric savings and dollar savings is also included.

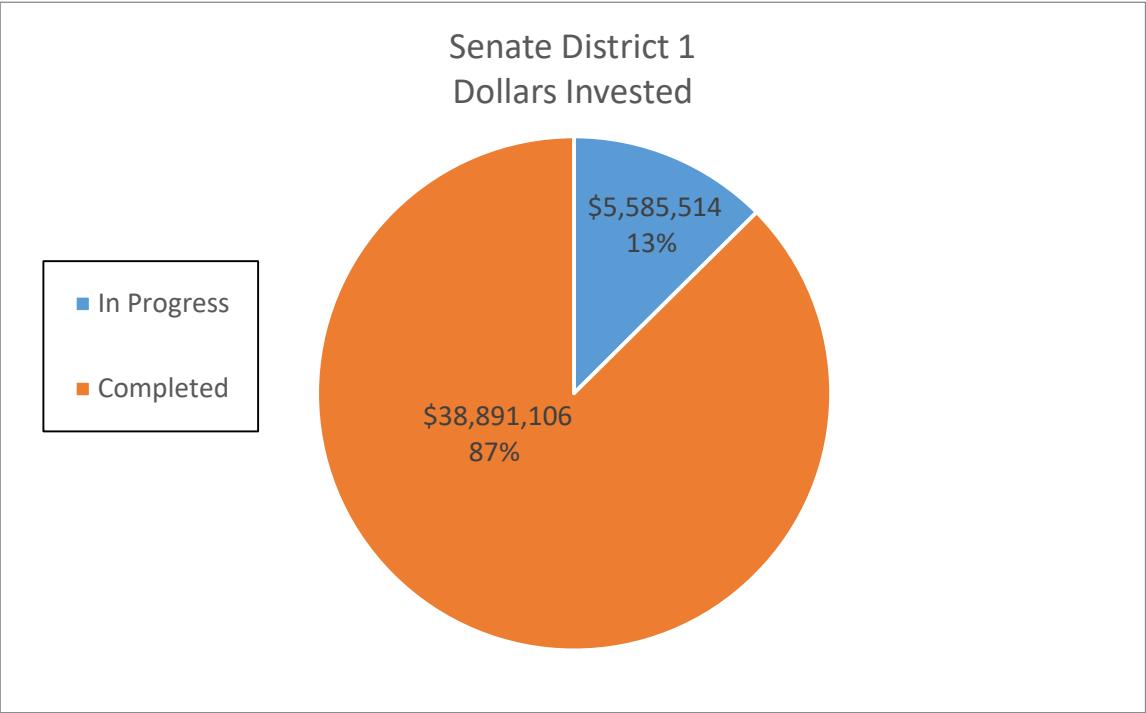
Finally, the appendix highlights similar information for districts with school sites located within disadvantaged communities (DAC), as defined by the CalEnviroScreen 3.0 tool.¹ This is different than a Proposition 39 disadvantaged Local Educational Agency (LEA) as defined in Senate Bill 73 (Committee on Budget and Fiscal Review, Chapter 29, Statutes of 2013), which identifies a disadvantaged LEA as one that has a ratio of free and reduced-priced meals (FRPM)/average daily attendance (ADA) of 0.75 or greater.

¹ For more information on CalEnviroScreen, see: <https://oehha.ca.gov/calenviroscreen>

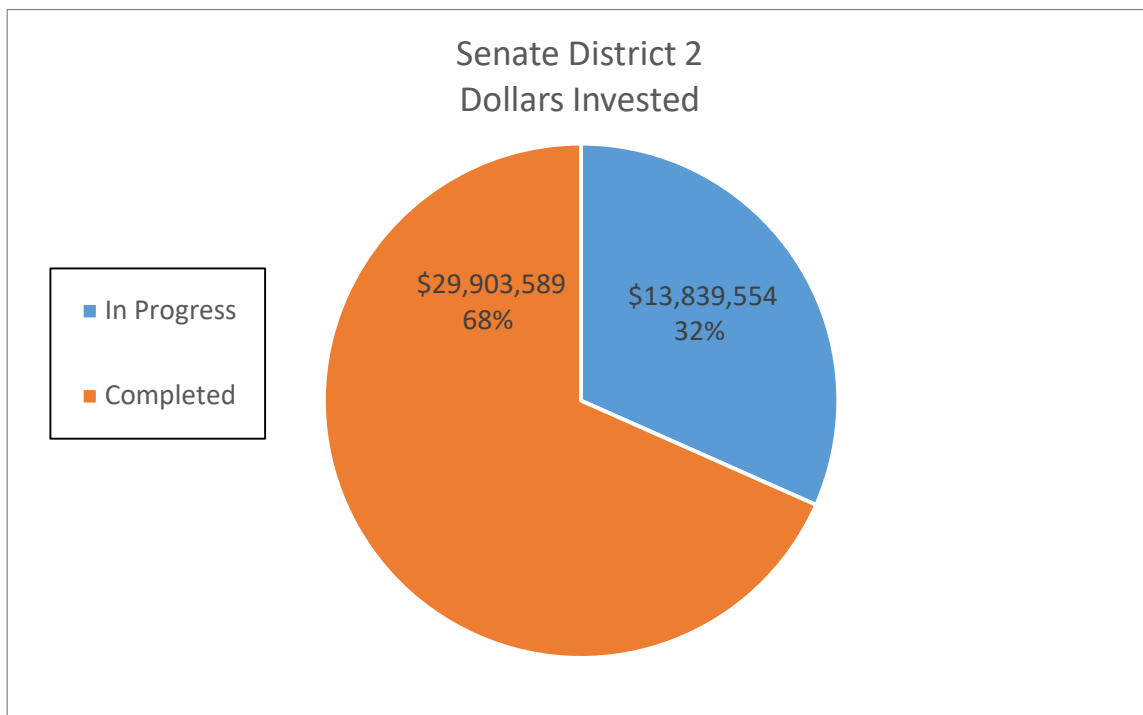
State-Wide							
In Progress	2146	\$ 525,256,368.55	213,254,429	\$ 34,343,470.44	3,198,816,435	\$ 515,152,056.53	
Completed	4798	\$ 930,502,040.36	358,983,696	\$ 67,390,453.26	5,384,755,440	\$ 1,010,856,798.95	
DAC	1653	\$ 409,170,192.56	146,369,459	\$ 26,284,914.44	2,195,541,885	\$ 394,273,716.55	



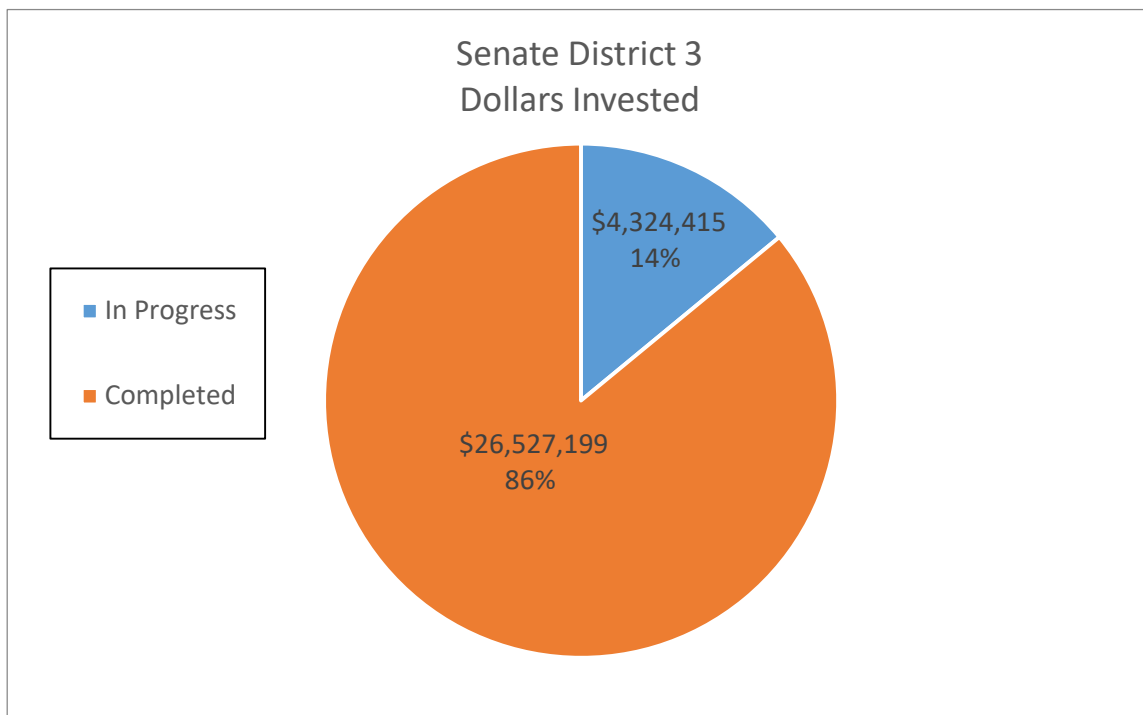
Senate District 1						
	Number of Sites	Dollars Invested	Annual Electric Savings (kWh)	Annual Dollar Savings	15 Year Electric Savings (kWh)	15 Year Dollar Savings
In Progress	46	\$ 5,585,514.06	2,630,436	\$ 511,633.96	39,456,540	\$ 7,674,509.40
Completed	274	\$ 38,891,106.26	17,229,096	\$ 3,065,756.76	258,436,440	\$ 45,986,351.40
Grand Total	320	\$ 44,476,620.32	19,859,532	\$ 3,577,390.72	297,892,980.00	\$ 53,660,860.80



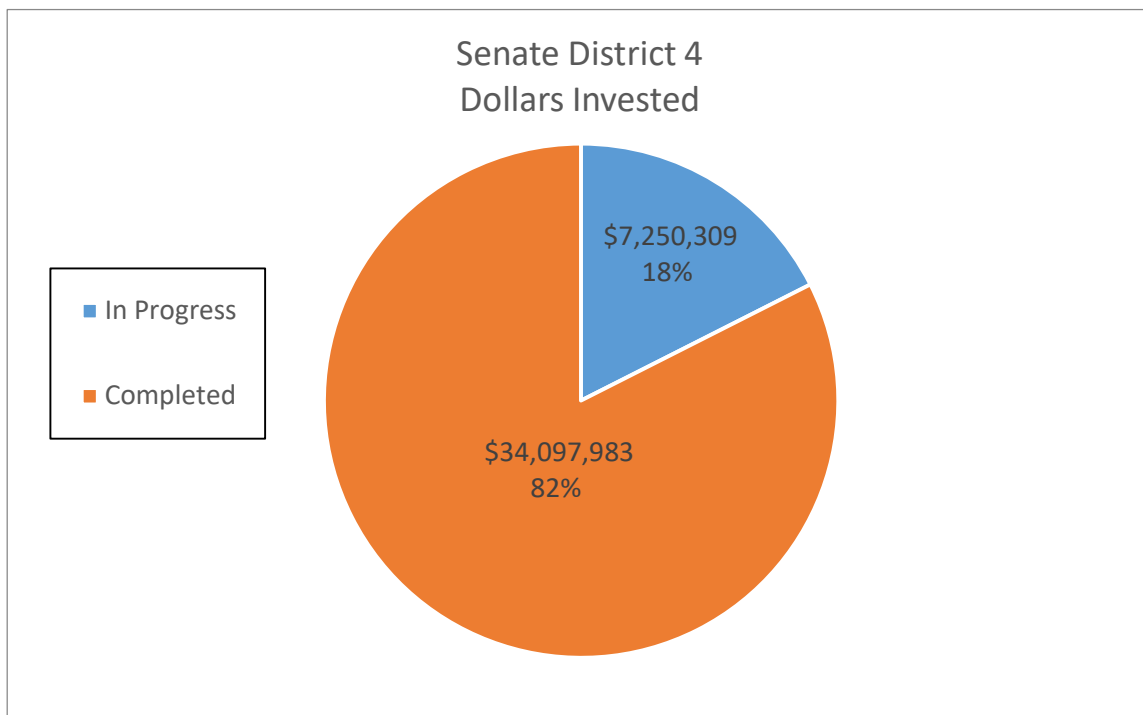
Senate District 2						
	Number of Sites	Dollars Invested	Annual Electric Savings (kWh)	Annual Dollar Savings	15 Year Electric Savings (kWh)	15 Year Dollar Savings
In Progress	93	\$ 13,839,553.67	5,213,984	\$ 1,056,298.87	78,209,760	\$ 15,844,483.05
Completed	249	\$ 29,903,588.52	10,991,015	\$ 2,305,315.70	164,865,225	\$ 34,579,735.56
Grand Total	342	\$ 43,743,142.19	16,204,999	\$ 3,361,614.57	243,074,985.00	\$ 50,424,218.61
DAC	1	\$ 104,026.00	56,142	\$ 2,938.31	842,130	\$ 44,074.65



Senate District 3						
	Number of Sites	Dollars Invested	Annual Electric Savings (kWh)	Annual Dollar Savings	15 Year Electric Savings (kWh)	15 Year Dollar Savings
In Progress	16	\$ 4,324,414.80	941,867	\$ 203,342.10	14,128,005	\$ 3,050,131.50
Completed	139	\$ 26,527,199.12	9,560,129	\$ 2,076,359.10	143,401,935	\$ 31,145,386.44
Grand Total	155	\$ 30,851,613.92	10,501,996	\$ 2,279,701.20	157,529,940.00	\$ 34,195,517.94
DAC	4	\$ 277,812.58	85,381	\$ 17,800.14	1,280,715	\$ 267,002.10

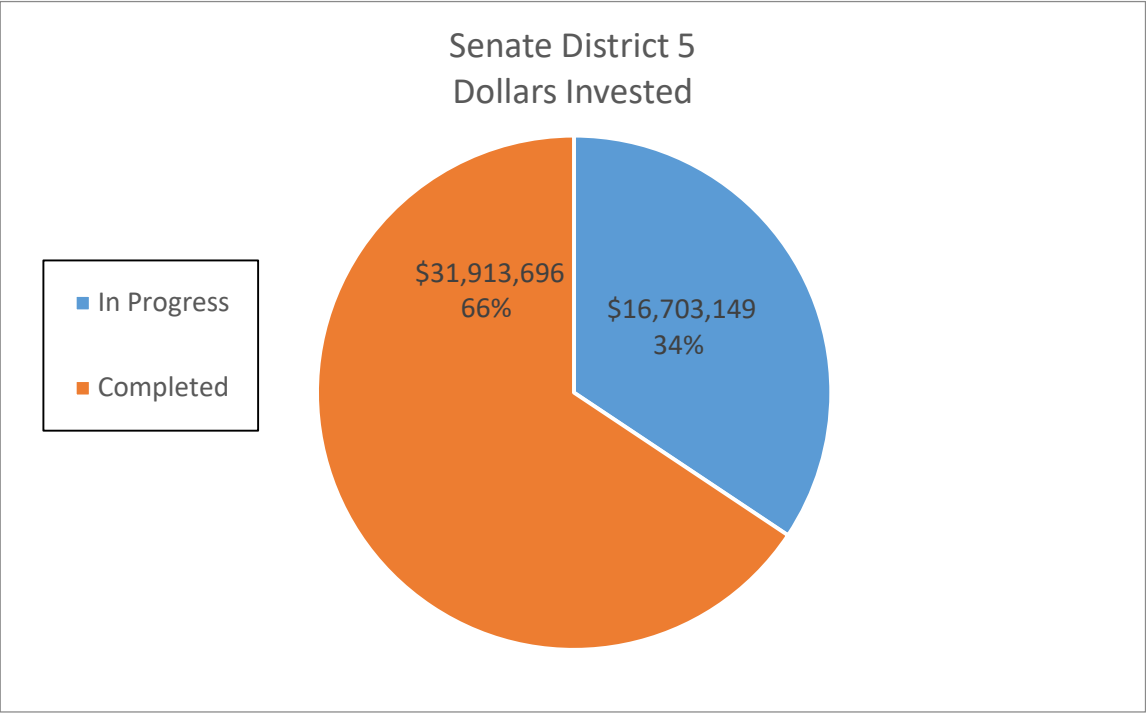


Senate District 4						
	Number of Sites	Dollars Invested	Annual Electric Savings (kWh)	Annual Dollar Savings	15 Year Electric Savings (kWh)	15 Year Dollar Savings
In Progress	51	\$ 7,250,308.89	3,066,615	\$ 590,325.38	45,999,225	\$ 8,854,880.66
Completed	266	\$ 34,097,983.46	13,297,051	\$ 2,380,040.02	199,455,765	\$ 35,700,600.30
Grand Total	317	\$ 41,348,292.35	16,363,666	\$ 2,970,365.40	245,454,990.00	\$ 44,555,480.96
DAC	12	\$ 1,371,991.65	460,241	\$ 89,429.37	6,903,615	\$ 1,341,440.55



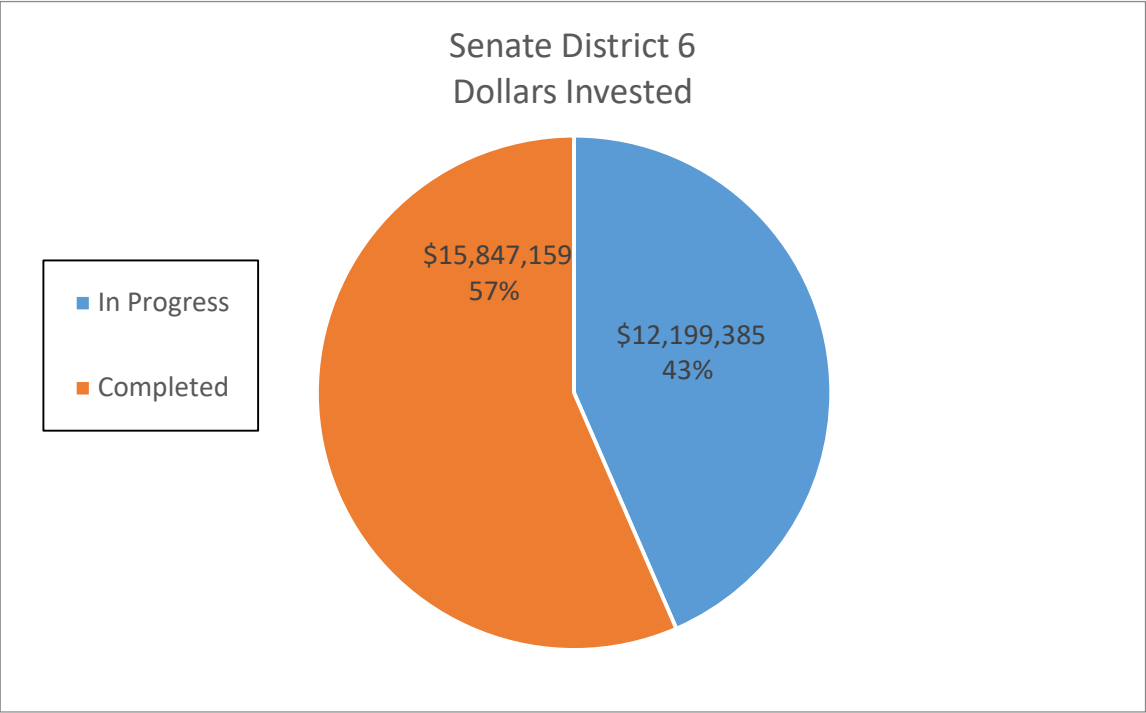
Senate District 5						
	Number of Sites	Dollars Invested	Annual Electric Savings (kWh)	Annual Dollar Savings	15 Year Electric Savings (kWh)	15 Year Dollar Savings
In Progress	114	\$ 16,703,148.60	5,511,149	\$ 1,078,323.22	82,667,235	\$ 16,174,848.30
Completed	152	\$ 31,913,695.62	13,473,901	\$ 2,096,228.82	202,108,515	\$ 31,443,432.30
Grand Total	266	\$ 48,616,844.22	18,985,050	\$ 3,174,552.04	284,775,750.00	\$ 47,618,280.60

DAC	153	\$ 26,091,993.86	9,453,908	\$ 1,642,554.64	141,808,620	\$ 24,638,319.60
-----	-----	------------------	-----------	-----------------	-------------	------------------

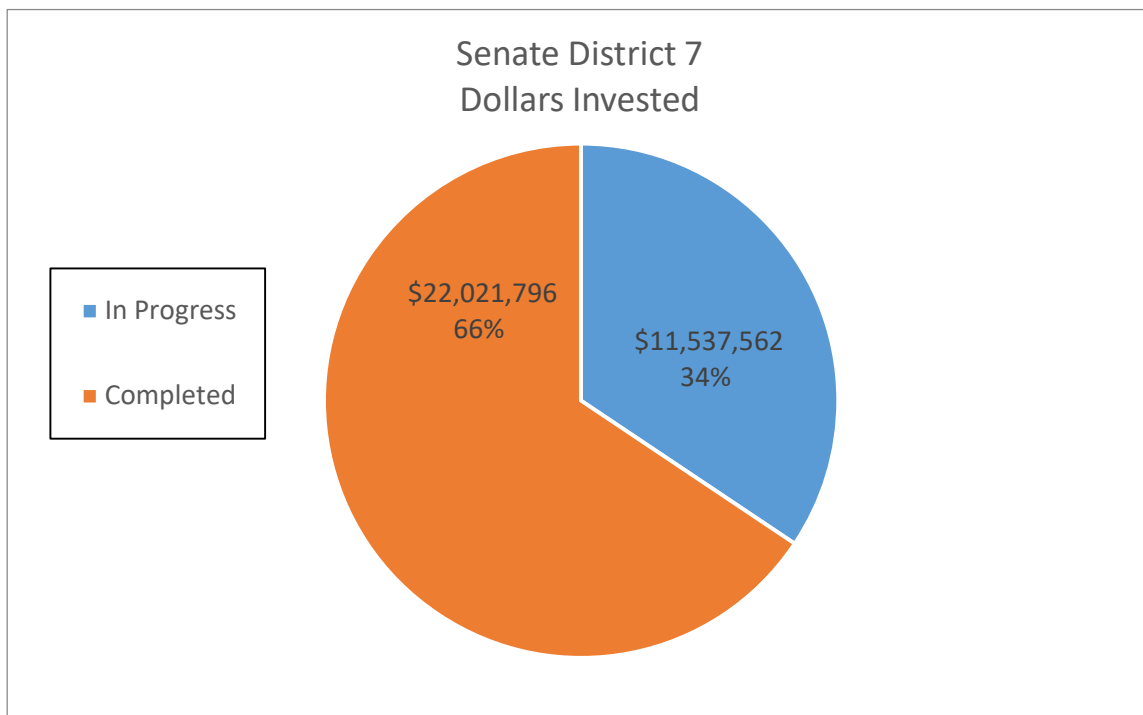


Senate District 6						
	Number of Sites	Dollars Invested	Annual Electric Savings (kWh)	Annual Dollar Savings	15 Year Electric Savings (kWh)	15 Year Dollar Savings
In Progress	37	\$ 12,199,385.09	4,181,404	\$ 589,293.83	62,721,060	\$ 8,839,407.45
Completed	71	\$ 15,847,159.30	4,902,286	\$ 714,812.50	73,534,290	\$ 10,722,187.50
Grand Total	108	\$ 28,046,544.39	9,083,690	\$ 1,304,106.33	136,255,350.00	\$ 19,561,594.95

DAC	24	\$ 6,401,917.07	1,515,789	\$ 226,097.73	22,736,835	\$ 3,391,465.95
-----	----	-----------------	-----------	---------------	------------	-----------------

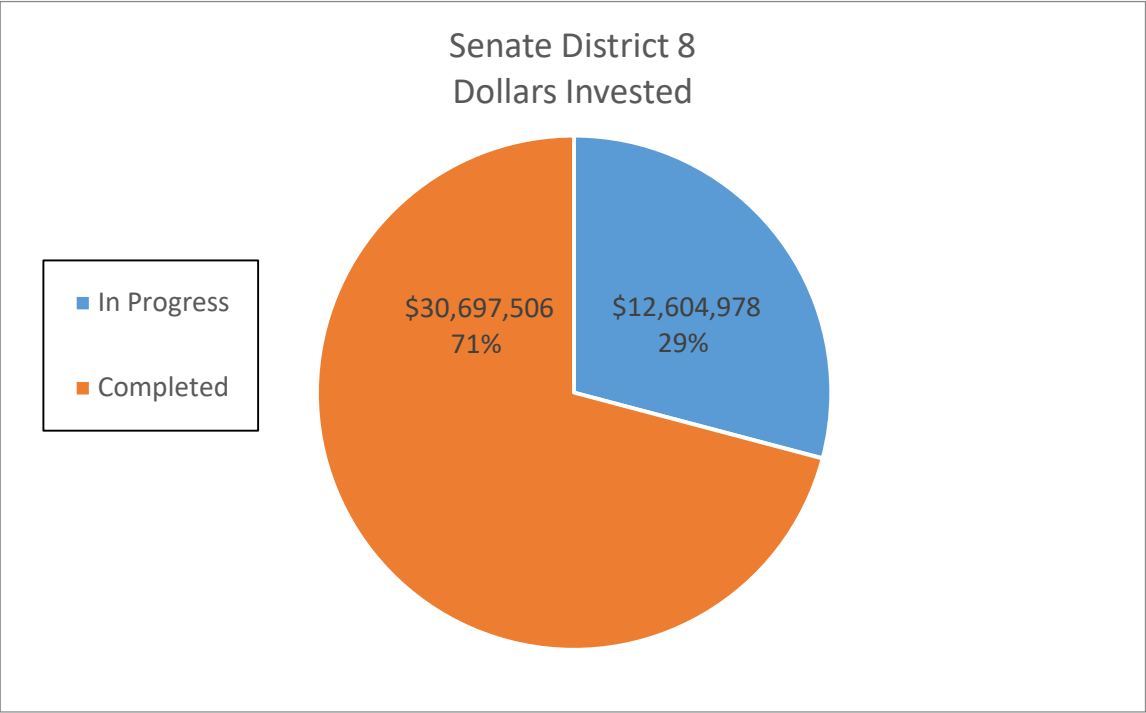


Senate District 7						
	Number of Sites	Dollars Invested	Annual Electric Savings (kWh)	Annual Dollar Savings	15 Year Electric Savings (kWh)	15 Year Dollar Savings
In Progress	61	\$ 11,537,561.95	3,442,172	\$ 654,887.49	51,632,580	\$ 9,823,312.35
Completed	157	\$ 22,021,796.29	5,266,963	\$ 1,105,645.34	79,004,445	\$ 16,584,680.10
Grand Total	218	\$ 33,559,358.24	8,709,135	\$ 1,760,532.83	130,637,025.00	\$ 26,407,992.45
DAC	12	\$ 3,032,655.84	677,166	\$ 121,278.11	10,157,490	\$ 1,819,171.65



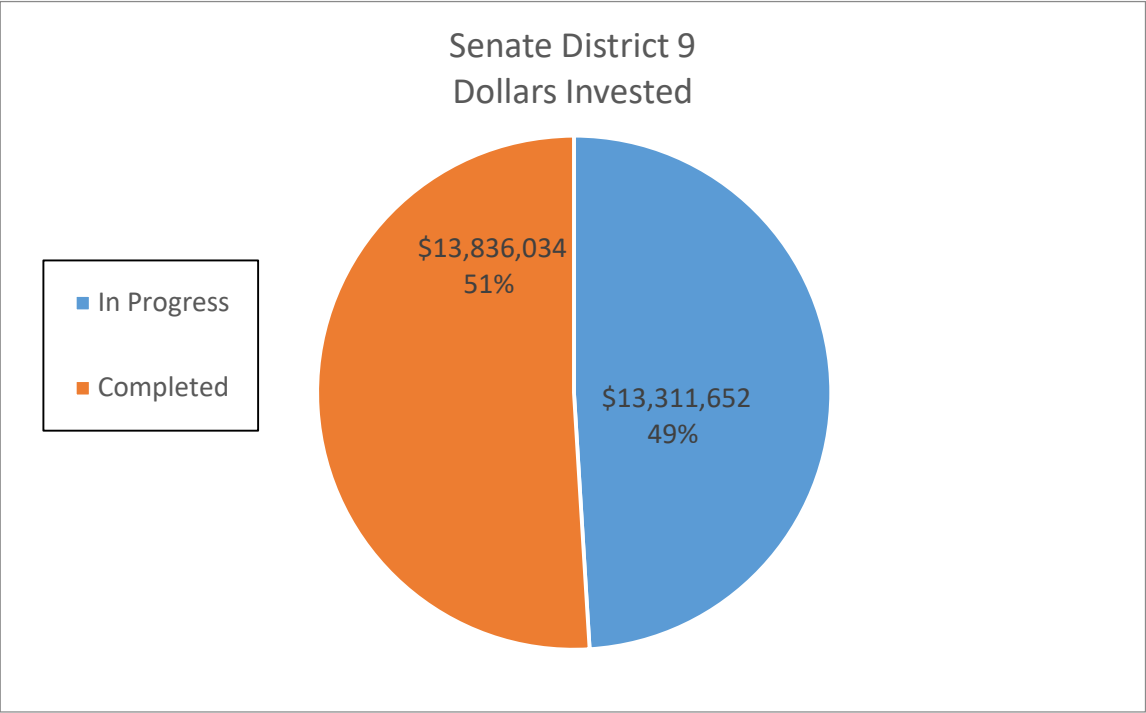
Senate District 8						
	Number of Sites	Dollars Invested	Annual Electric Savings (kWh)	Annual Dollar Savings	15 Year Electric Savings (kWh)	15 Year Dollar Savings
In Progress	52	\$ 12,604,977.84	4,216,076	\$ 806,865.78	63,241,140	\$ 12,102,986.70
Completed	182	\$ 30,697,505.72	12,760,056	\$ 2,259,477.31	191,400,840	\$ 33,892,159.65
Grand Total	234	\$ 43,302,483.56	16,976,132	\$ 3,066,343.09	254,641,980.00	\$ 45,995,146.35

DAC	51	\$ 10,088,491.37	3,797,336	\$ 731,745.77	56,960,040	\$ 10,976,186.55
-----	----	------------------	-----------	---------------	------------	------------------



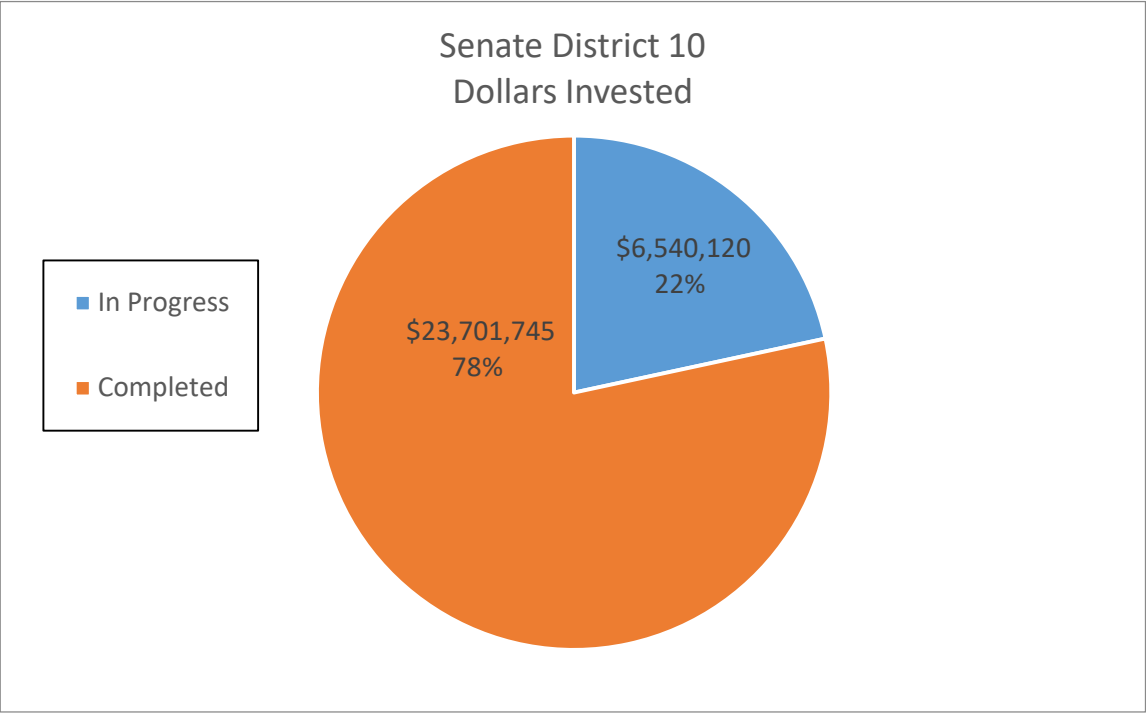
Senate District 9						
	Number of Sites	Dollars Invested	Annual Electric Savings (kWh)	Annual Dollar Savings	15 Year Electric Savings (kWh)	15 Year Dollar Savings
In Progress	49	\$ 13,311,652.00	3,574,367	\$ 709,391.88	53,615,505	\$ 10,640,878.20
Completed	79	\$ 13,836,033.73	5,795,770	\$ 1,072,125.93	86,936,550	\$ 16,081,888.95
Grand Total	128	\$ 27,147,685.73	9,370,137	\$ 1,781,517.81	140,552,055.00	\$ 26,722,767.15

DAC	28	\$ 6,844,111.36	1,962,124	\$ 378,946.96	29,431,860	\$ 5,684,204.40
-----	----	-----------------	-----------	---------------	------------	-----------------



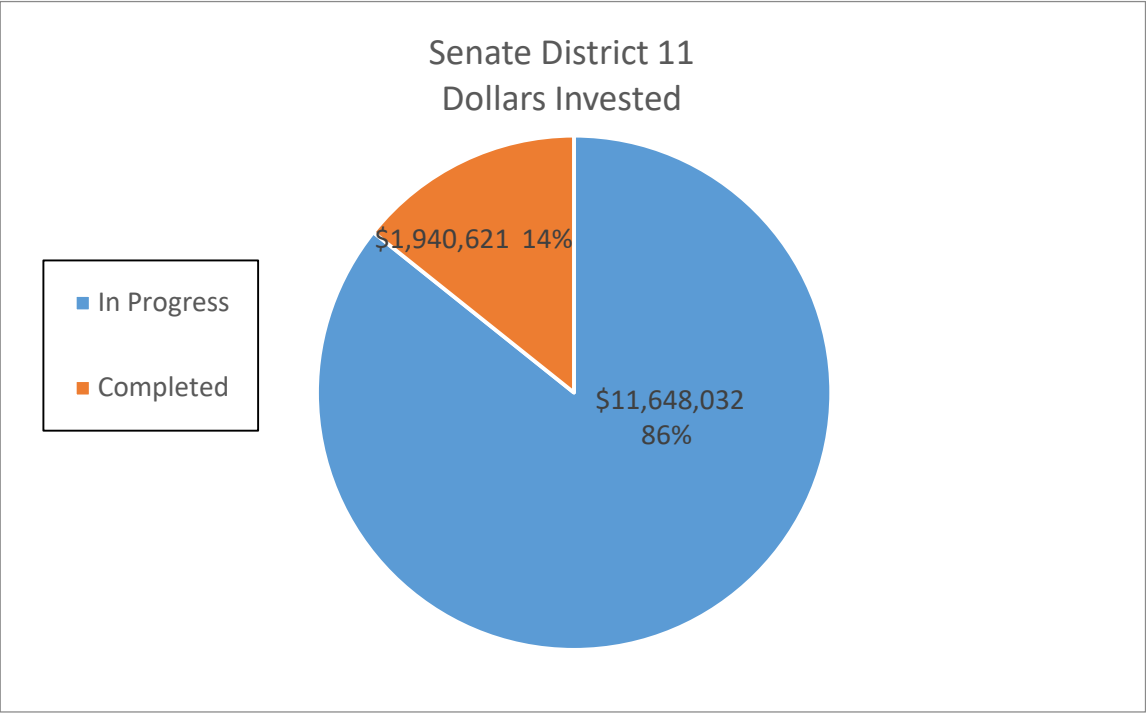
Senate District 10						
	Number of Sites	Dollars Invested	Annual Electric Savings (kWh)	Annual Dollar Savings	15 Year Electric Savings (kWh)	15 Year Dollar Savings
In Progress	32	\$ 6,540,120.16	4,688,028	\$ 726,197.16	70,320,420	\$ 10,892,957.40
Completed	106	\$ 23,701,745.47	7,813,687	\$ 1,336,902.74	117,205,305	\$ 20,053,541.10
Grand Total	138	\$ 30,241,865.63	12,501,715	\$ 2,063,099.90	187,525,725.00	\$ 30,946,498.50

DAC	6	\$ 1,492,374.27	605,262	\$ 123,261.99	9,078,930	\$ 1,848,929.85
-----	---	-----------------	---------	---------------	-----------	-----------------



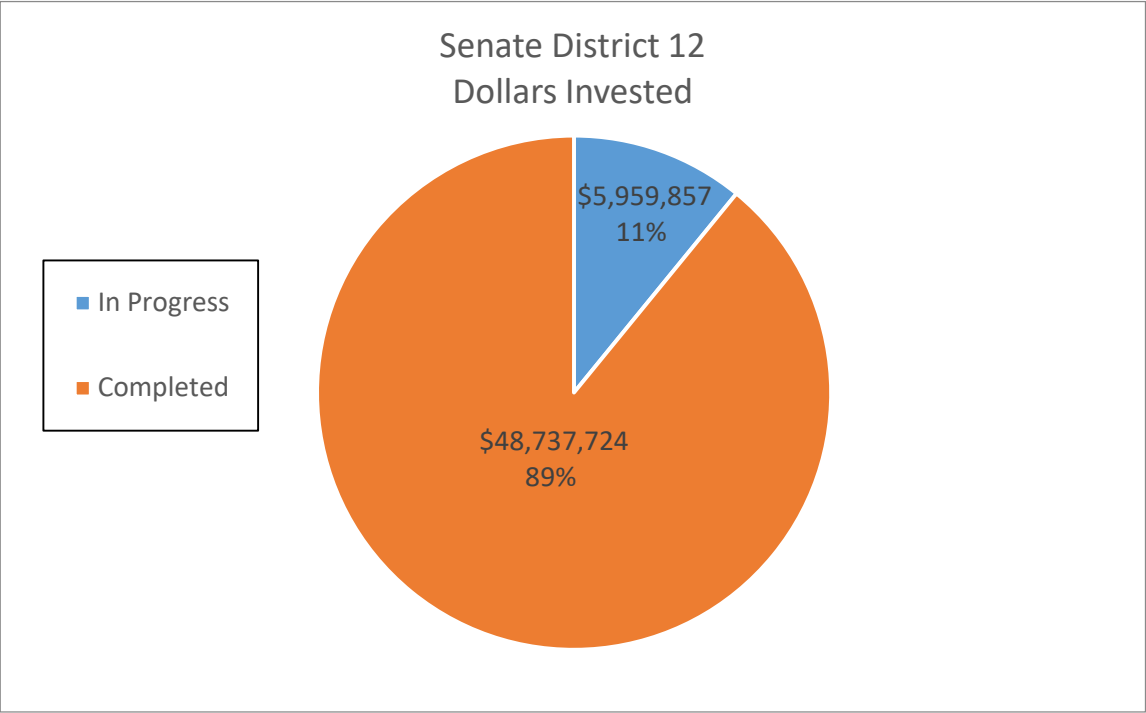
Senate District 11						
	Number of Sites	Dollars Invested	Annual Electric Savings (kWh)	Annual Dollar Savings	15 Year Electric Savings (kWh)	15 Year Dollar Savings
In Progress	33	\$ 11,648,032.03	1,098,704	\$ 179,175.11	16,480,560	\$ 2,687,626.65
Completed	7	\$ 1,940,621.08	459,329	\$ 88,676.26	6,889,935	\$ 1,330,143.90
Grand Total	40	\$ 13,588,653.11	1,558,033	\$ 267,851.37	23,370,495.00	\$ 4,017,770.55

DAC	2	\$ 70,068.26	35,811	\$ 6,606.00	537,165	\$ 99,090.00
-----	---	--------------	--------	-------------	---------	--------------



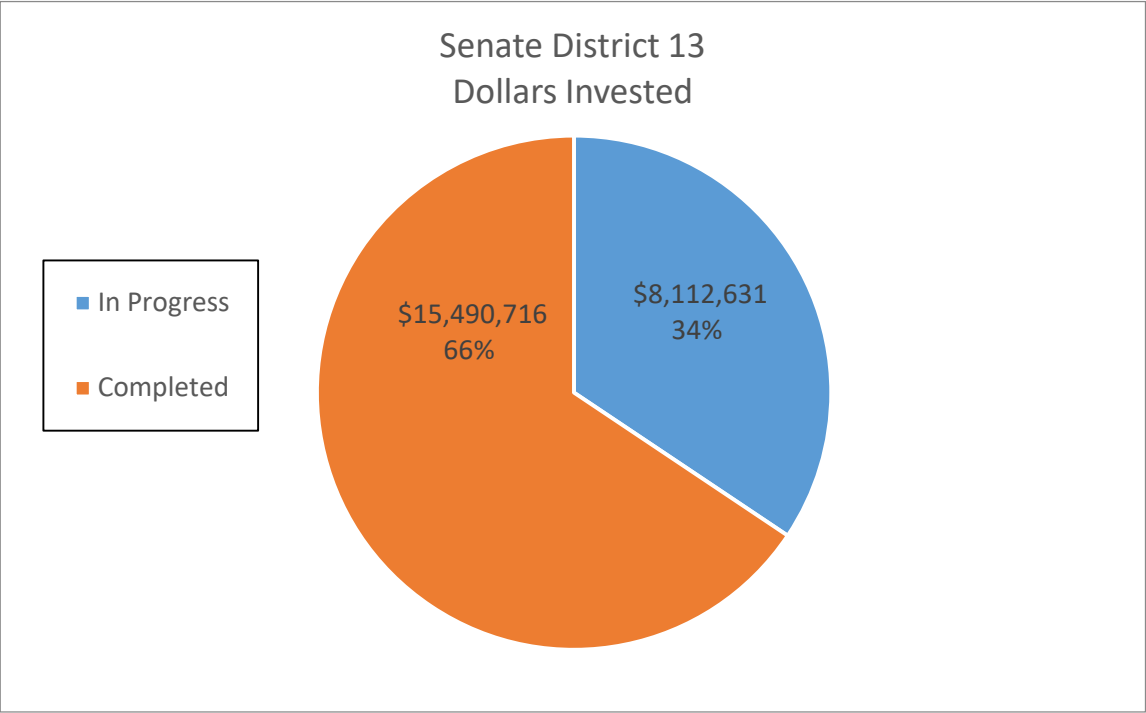
Senate District 12						
	Number of Sites	Dollars Invested	Annual Electric Savings (kWh)	Annual Dollar Savings	15 Year Electric Savings (kWh)	15 Year Dollar Savings
In Progress	40	\$ 5,959,857.26	2,467,491	\$ 458,856.83	37,012,365	\$ 6,882,852.45
Completed	259	\$ 48,737,724.47	18,030,154	\$ 3,192,329.73	270,452,310	\$ 47,884,945.95
Grand Total	299	\$ 54,697,581.73	20,497,645	\$ 3,651,186.56	307,464,675.00	\$ 54,767,798.40

DAC	157	\$ 29,006,173.61	10,058,396	\$ 1,672,705.77	150,875,940	\$ 25,090,586.55
-----	-----	------------------	------------	-----------------	-------------	------------------



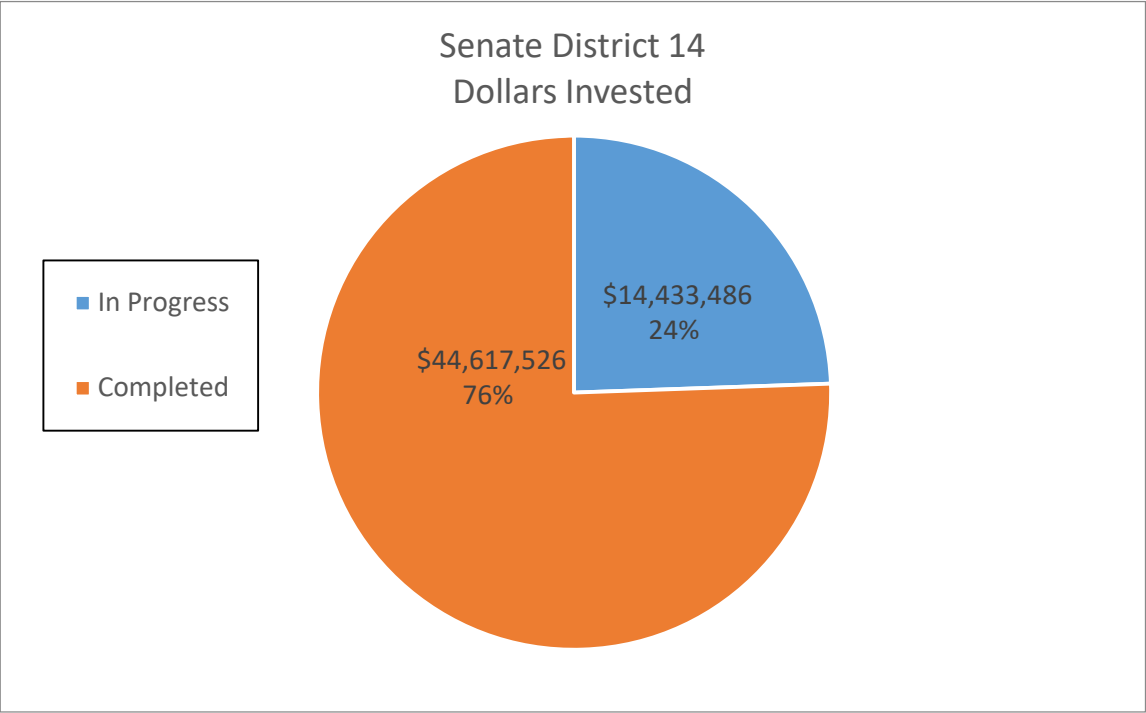
Senate District 13						
	Number of Sites	Dollars Invested	Annual Electric Savings (kWh)	Annual Dollar Savings	15 Year Electric Savings (kWh)	15 Year Dollar Savings
In Progress	70	\$ 8,112,630.75	4,049,602	\$ 661,864.14	60,744,030	\$ 9,927,962.10
Completed	85	\$ 15,490,715.97	5,323,944	\$ 1,013,069.67	79,859,160	\$ 15,196,045.05
Grand Total	155	\$ 23,603,346.72	9,373,546	\$ 1,674,933.81	140,603,190.00	\$ 25,124,007.15

DAC	4	\$ 1,931,188.48	541,670	\$ 129,207.33	8,125,050	\$ 1,938,109.95
-----	---	-----------------	---------	---------------	-----------	-----------------



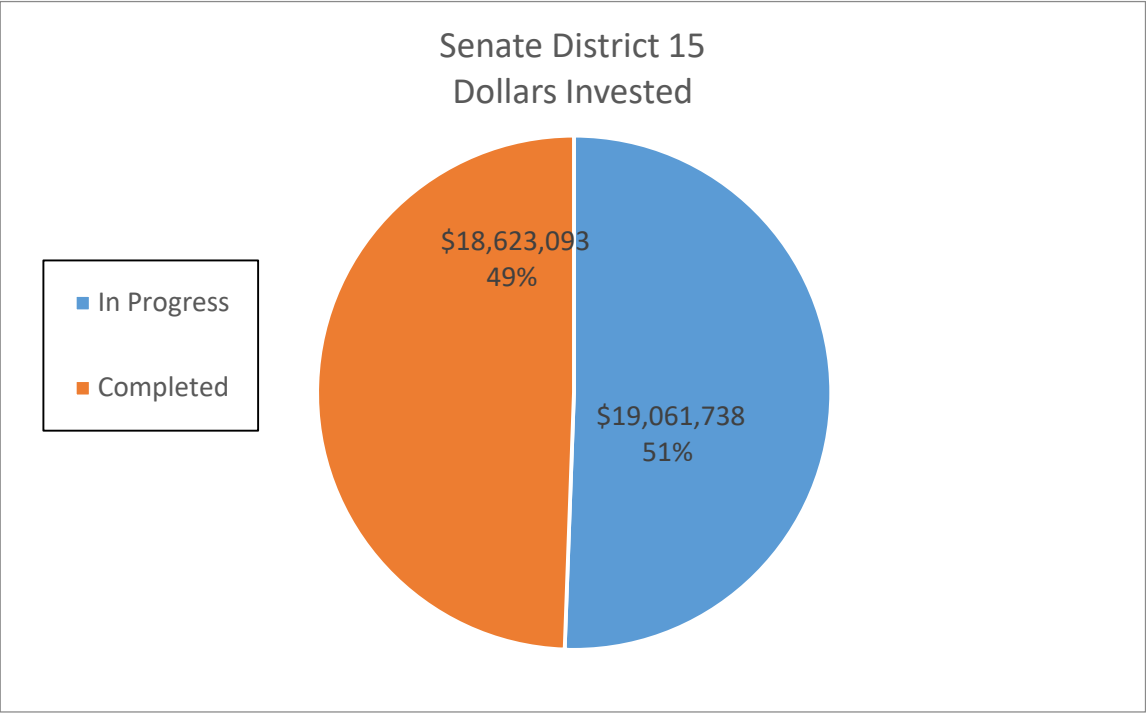
Senate District 14						
	Number of Sites	Dollars Invested	Annual Electric Savings (kWh)	Annual Dollar Savings	15 Year Electric Savings (kWh)	15 Year Dollar Savings
In Progress	72	\$ 14,433,486.30	5,750,789	\$ 1,111,377.50	86,261,835	\$ 16,670,662.47
Completed	240	\$ 44,617,525.82	15,676,389	\$ 3,033,016.62	235,145,835	\$ 45,495,249.37
Grand Total	312	\$ 59,051,012.12	21,427,178	\$ 4,144,394.12	321,407,670.00	\$ 62,165,911.84

DAC	207	\$ 41,649,775.96	14,628,869	\$ 2,831,751.25	219,433,035	\$ 42,476,268.82
-----	-----	------------------	------------	-----------------	-------------	------------------



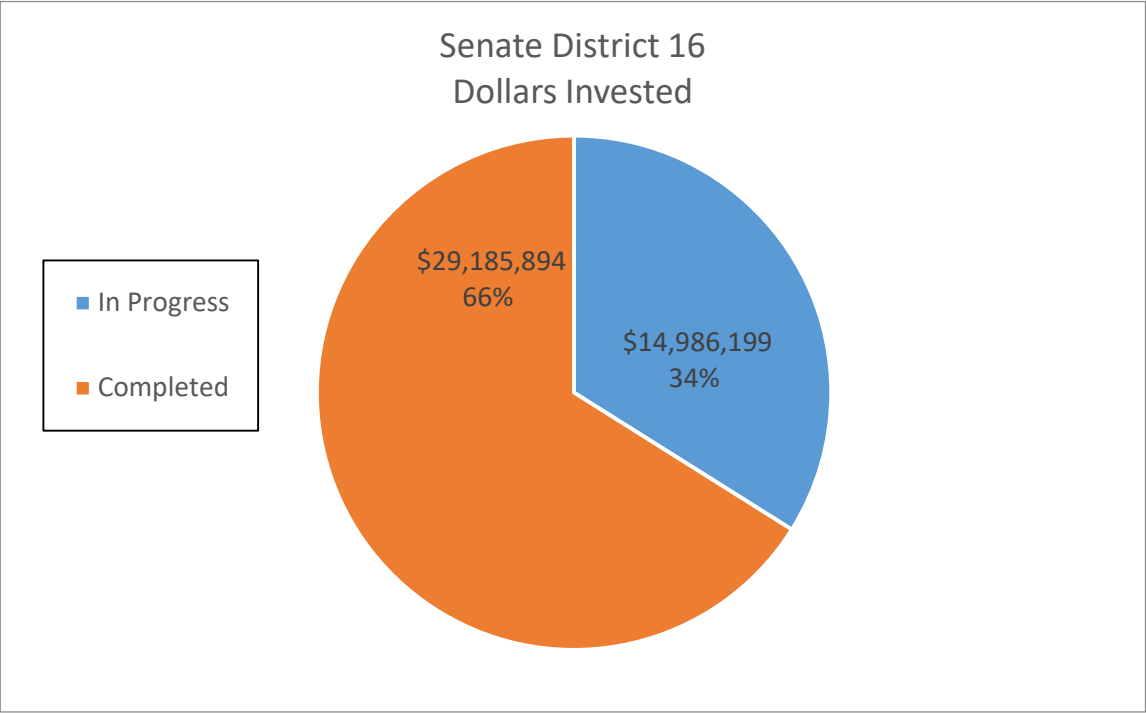
Senate District 15						
	Number of Sites	Dollars Invested	Annual Electric Savings (kWh)	Annual Dollar Savings	15 Year Electric Savings (kWh)	15 Year Dollar Savings
In Progress	110	\$ 19,061,737.85	7,679,166	\$ 1,568,338.01	115,187,490	\$ 23,525,070.15
Completed	91	\$ 18,623,093.38	8,105,739	\$ 1,771,398.71	121,586,085	\$ 26,570,980.65
Grand Total	201	\$ 37,684,831.23	15,784,905	\$ 3,339,736.72	236,773,575.00	\$ 50,096,050.80

DAC	17	\$ 3,327,205.91	1,059,894	\$ 218,570.34	15,898,410	\$ 3,278,555.10
-----	----	-----------------	-----------	---------------	------------	-----------------



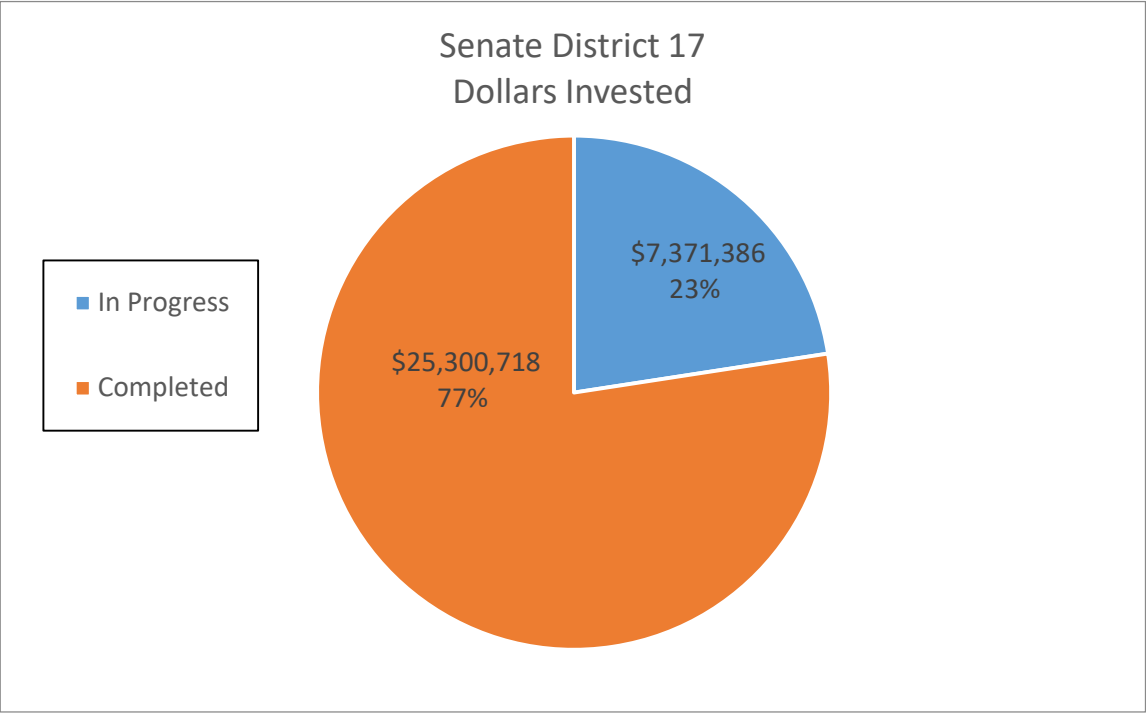
Senate District 16						
	Number of Sites	Dollars Invested	Annual Electric Savings (kWh)	Annual Dollar Savings	15 Year Electric Savings (kWh)	15 Year Dollar Savings
In Progress	79	\$ 14,986,199.37	5,894,237	\$ 1,059,271.16	88,413,555	\$ 15,889,067.40
Completed	130	\$ 29,185,894.06	10,449,901	\$ 1,830,704.10	156,748,515	\$ 27,460,561.52
Grand Total	209	\$ 44,172,093.43	16,344,138	\$ 2,889,975.26	245,162,070.00	\$ 43,349,628.92

DAC	79	\$ 16,088,006.01	5,368,337	\$ 916,780.89	80,525,055	\$ 13,751,713.37
-----	----	------------------	-----------	---------------	------------	------------------



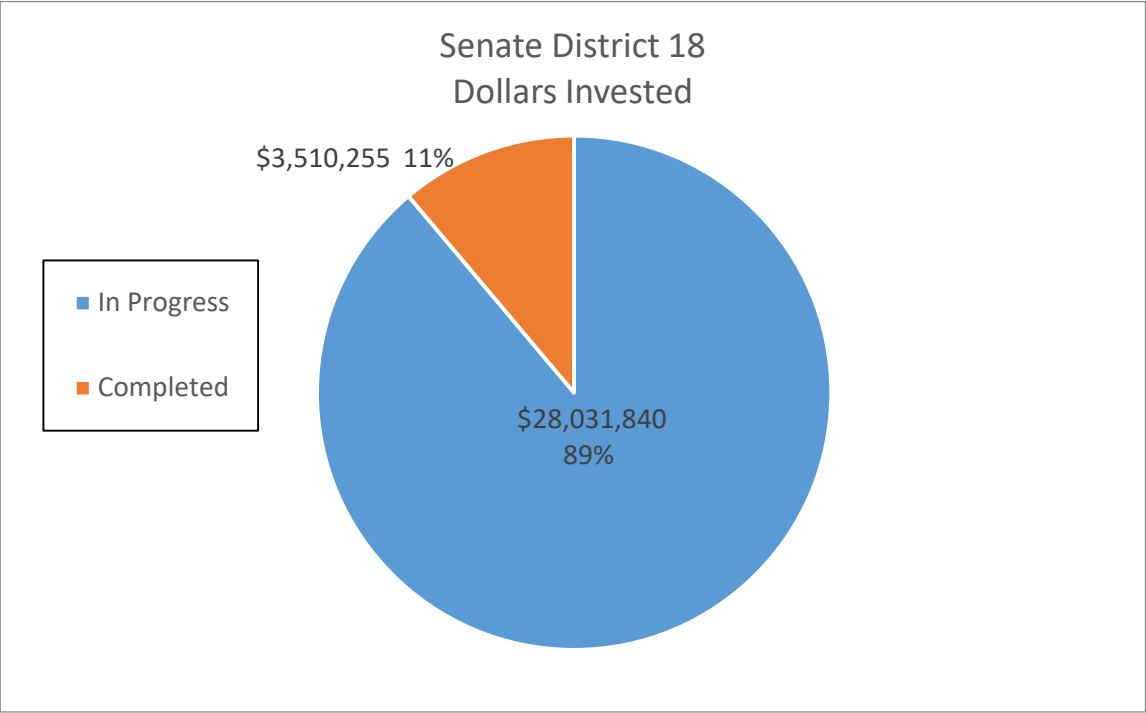
Senate District 17						
	Number of Sites	Dollars Invested	Annual Electric Savings (kWh)	Annual Dollar Savings	15 Year Electric Savings (kWh)	15 Year Dollar Savings
In Progress	66	\$ 7,371,385.89	3,940,051	\$ 794,026.15	59,100,765	\$ 11,910,392.25
Completed	206	\$ 25,300,717.64	9,596,341	\$ 1,809,896.10	143,945,115	\$ 27,148,441.50
Grand Total	272	\$ 32,672,103.53	13,536,392	\$ 2,603,922.25	203,045,880.00	\$ 39,058,833.75

DAC	13	\$ 2,541,526.24	653,515	\$ 125,472.81	9,802,725	\$ 1,882,092.15
-----	----	-----------------	---------	---------------	-----------	-----------------

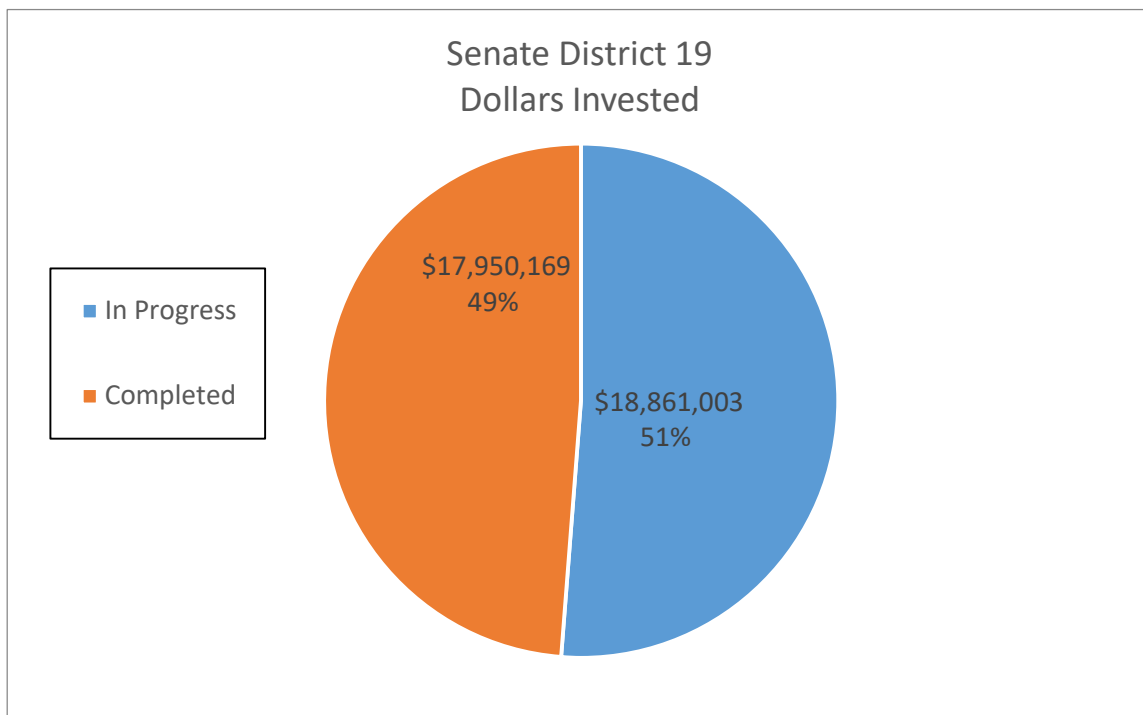


Senate District 18						
	Number of Sites	Dollars Invested	Annual Electric Savings (kWh)	Annual Dollar Savings	15 Year Electric Savings (kWh)	15 Year Dollar Savings
In Progress	32	\$ 28,031,839.80	7,634,183	\$ 1,425,480.04	114,512,745	\$ 21,382,200.60
Completed	14	\$ 3,510,255.32	1,459,698	\$ 275,222.26	21,895,470	\$ 4,128,333.90
Grand Total	46	\$ 31,542,095.12	9,093,881	\$ 1,700,702.30	136,408,215.00	\$ 25,510,534.50

DAC	17	\$ 14,131,174.83	3,882,301	\$ 706,070.39	58,234,515	\$ 10,591,055.85
-----	----	------------------	-----------	---------------	------------	------------------

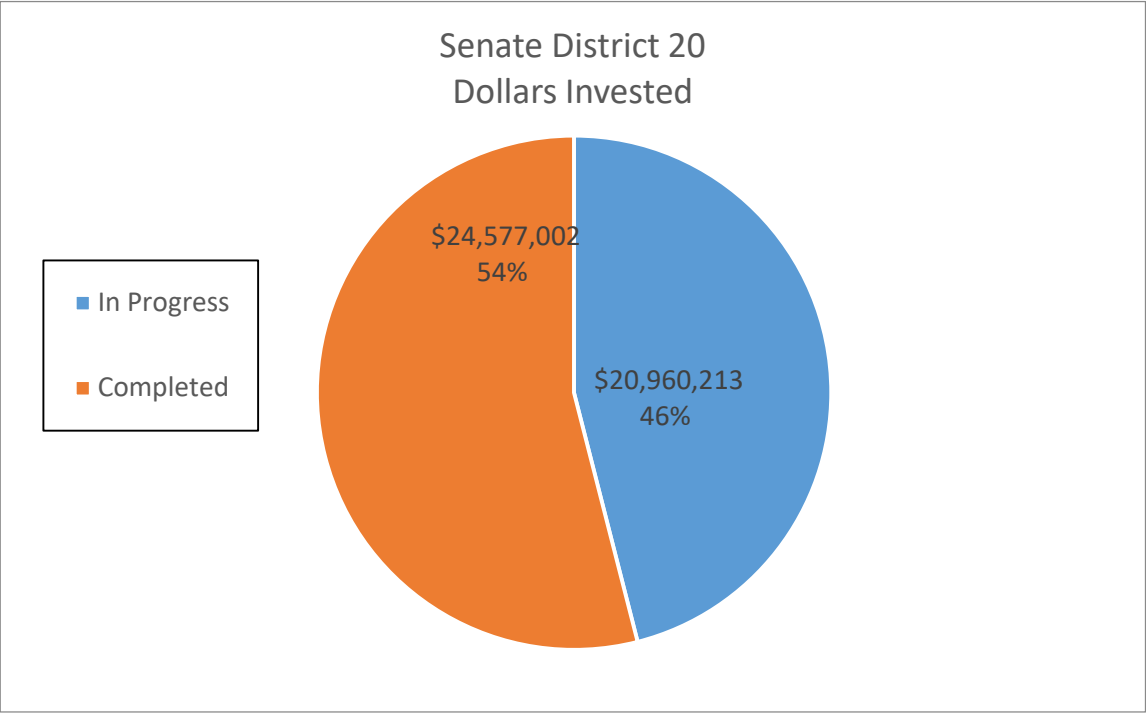


Senate District 19						
	Number of Sites	Dollars Invested	Annual Electric Savings (kWh)	Annual Dollar Savings	15 Year Electric Savings (kWh)	15 Year Dollar Savings
In Progress	114	\$ 18,861,003.00	7,925,227	\$ 1,316,898.22	118,878,405	\$ 19,753,473.30
Completed	124	\$ 17,950,169.21	7,711,054	\$ 1,401,741.89	115,665,810	\$ 21,026,128.32
Grand Total	238	\$ 36,811,172.21	15,636,281	\$ 2,718,640.11	234,544,215.00	\$ 40,779,601.62
DAC	17	\$ 2,434,856.07	1,599,231	\$ 197,556.91	23,988,465	\$ 2,963,353.65

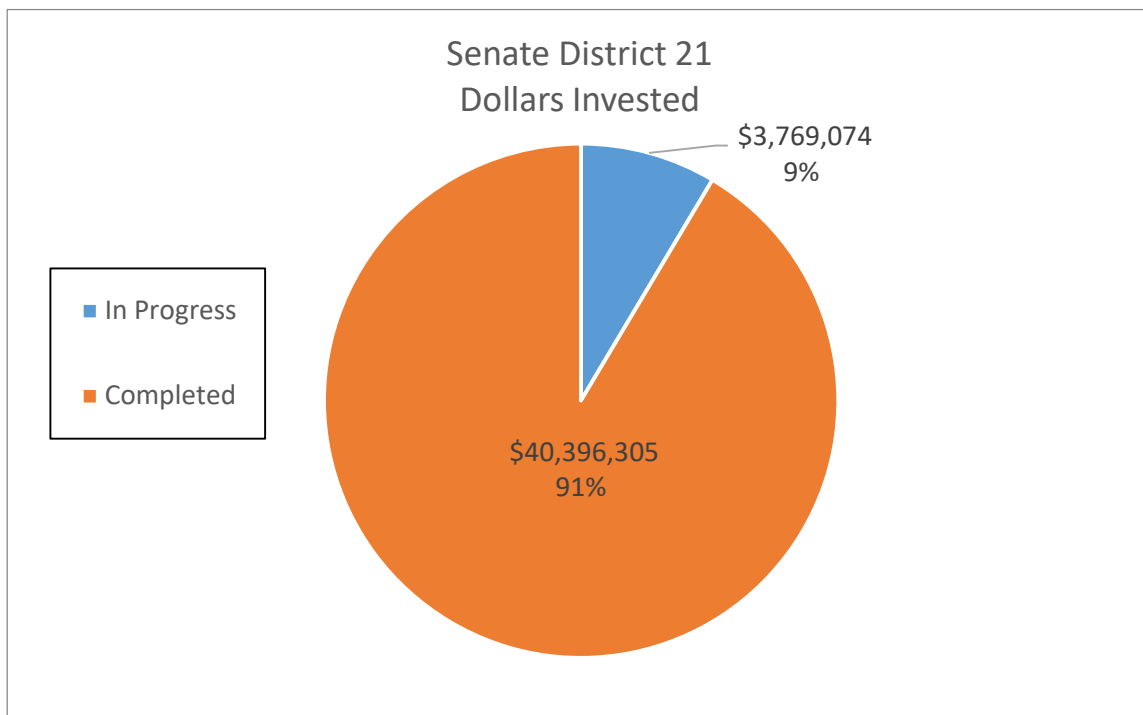


Senate District 20						
	Number of Sites	Dollars Invested	Annual Electric Savings (kWh)	Annual Dollar Savings	15 Year Electric Savings (kWh)	15 Year Dollar Savings
In Progress	59	\$ 20,960,213.17	7,434,601	\$ 1,393,180.10	111,519,015	\$ 20,897,701.50
Completed	128	\$ 24,577,001.76	10,060,465	\$ 1,904,987.05	150,906,975	\$ 28,574,805.75
Grand Total	187	\$ 45,537,214.93	17,495,066	\$ 3,298,167.15	262,425,990.00	\$ 49,472,507.25

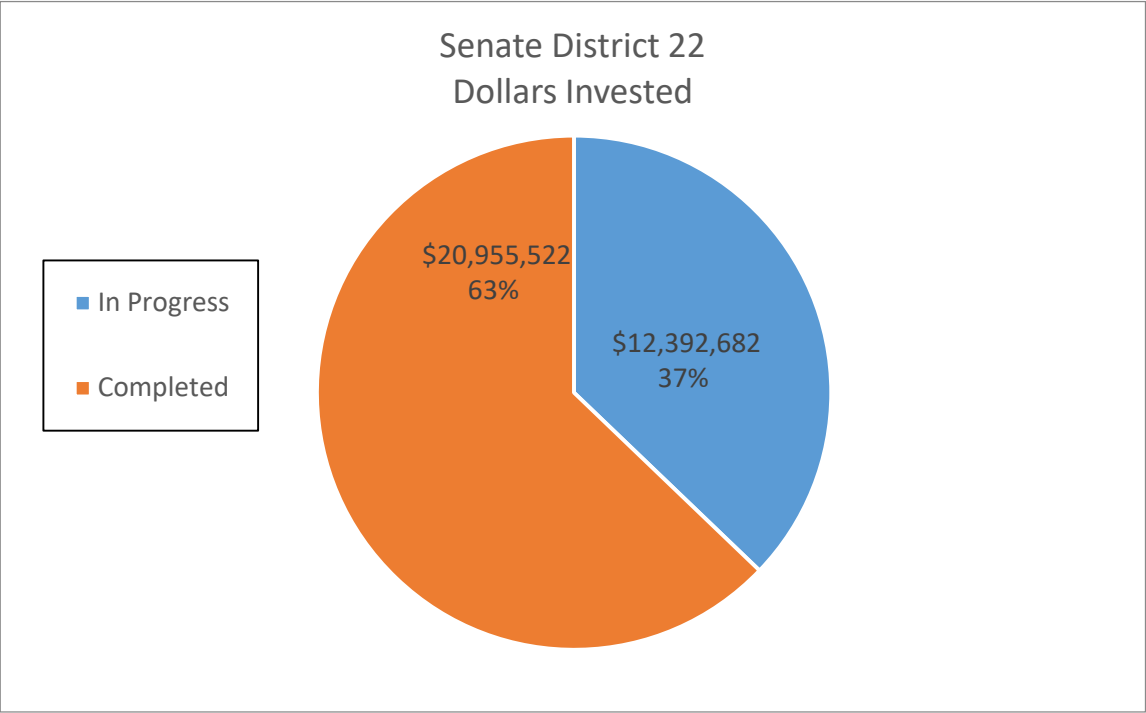
DAC	134	\$ 34,095,360.20	13,092,236	\$ 2,402,598.03	196,383,540	\$ 36,038,970.45
-----	-----	------------------	------------	-----------------	-------------	------------------



Senate District 21						
	Number of Sites	Dollars Invested	Annual Electric Savings (kWh)	Annual Dollar Savings	15 Year Electric Savings (kWh)	15 Year Dollar Savings
In Progress	19	\$ 3,769,074.00	500,716	\$ 361,021.29	7,510,740	\$ 5,415,319.35
Completed	148	\$ 40,396,305.38	15,465,540	\$ 2,655,674.50	231,983,100	\$ 39,835,117.57
Grand Total	167	\$ 44,165,379.38	15,966,256	\$ 3,016,695.79	239,493,840.00	\$ 45,250,436.92
DAC	4	\$ 1,934,576.60	806,548	\$ 140,265.29	12,098,220	\$ 2,103,979.35

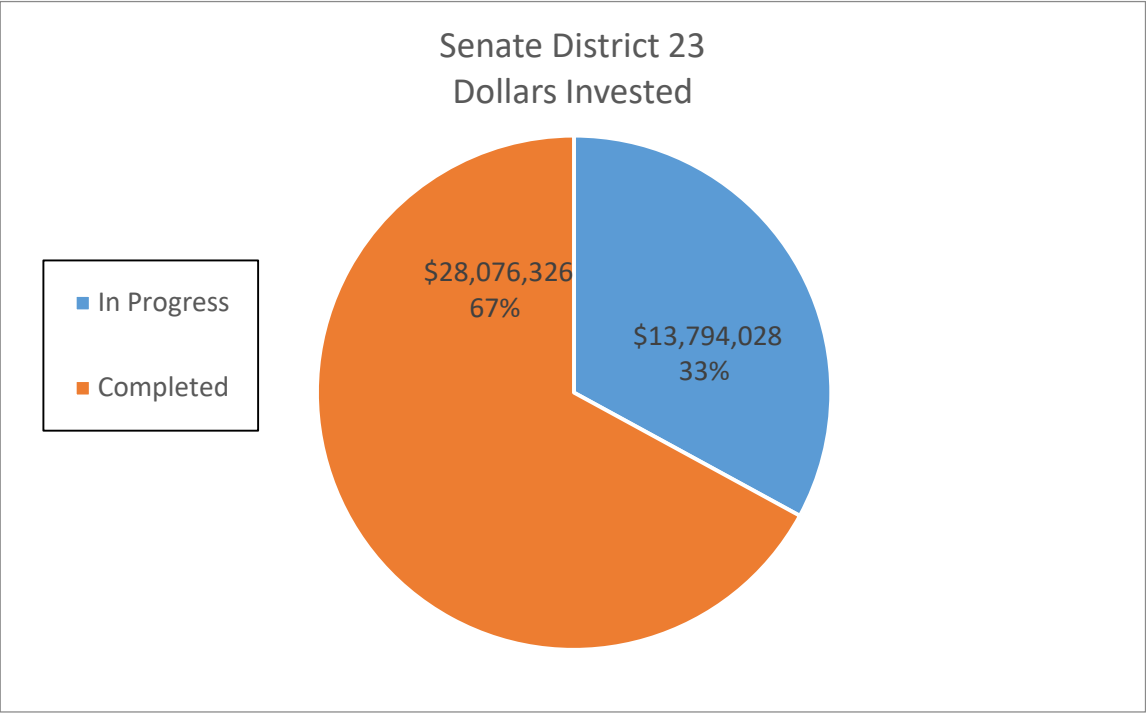


Senate District 22						
	Number of Sites	Dollars Invested	Annual Electric Savings (kWh)	Annual Dollar Savings	15 Year Electric Savings (kWh)	15 Year Dollar Savings
In Progress	71	\$ 12,392,682.34	6,182,485	\$ 1,033,254.80	92,737,275	\$ 15,498,822.00
Completed	107	\$ 20,955,522.28	8,272,944	\$ 1,542,080.63	124,094,160	\$ 23,131,209.45
Grand Total	178	\$ 33,348,204.62	14,455,429	\$ 2,575,335.43	216,831,435.00	\$ 38,630,031.45
DAC	84	\$ 17,283,801.75	8,086,112	\$ 1,331,141.30	121,291,680	\$ 19,967,119.50



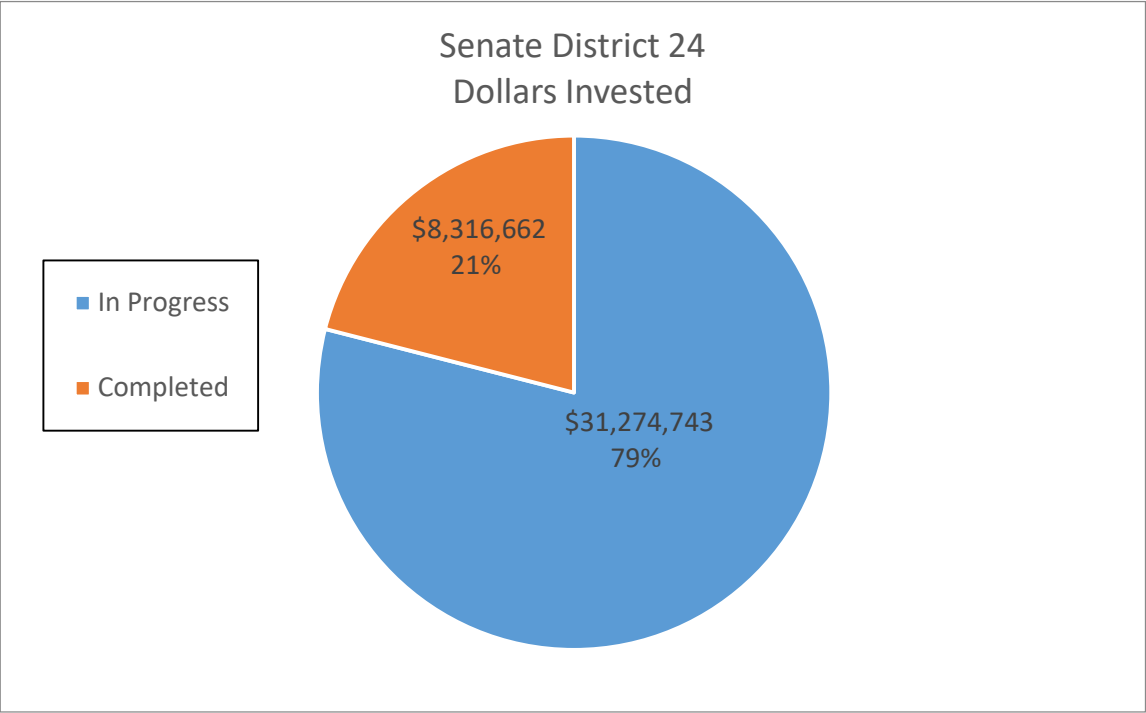
Senate District 23						
	Number of Sites	Dollars Invested	Annual Electric Savings (kWh)	Annual Dollar Savings	15 Year Electric Savings (kWh)	15 Year Dollar Savings
In Progress	25	\$ 13,794,028.27	5,570,393	\$ 1,041,721.25	83,555,895	\$ 15,625,818.75
Completed	124	\$ 28,076,325.94	10,175,498	\$ 2,129,717.28	152,632,470	\$ 31,945,759.13
Grand Total	149	\$ 41,870,354.21	15,745,891	\$ 3,171,438.53	236,188,365.00	\$ 47,571,577.88

DAC	25	\$ 7,827,175.49	2,743,671	\$ 555,638.87	41,155,065	\$ 8,334,582.98
-----	----	-----------------	-----------	---------------	------------	-----------------



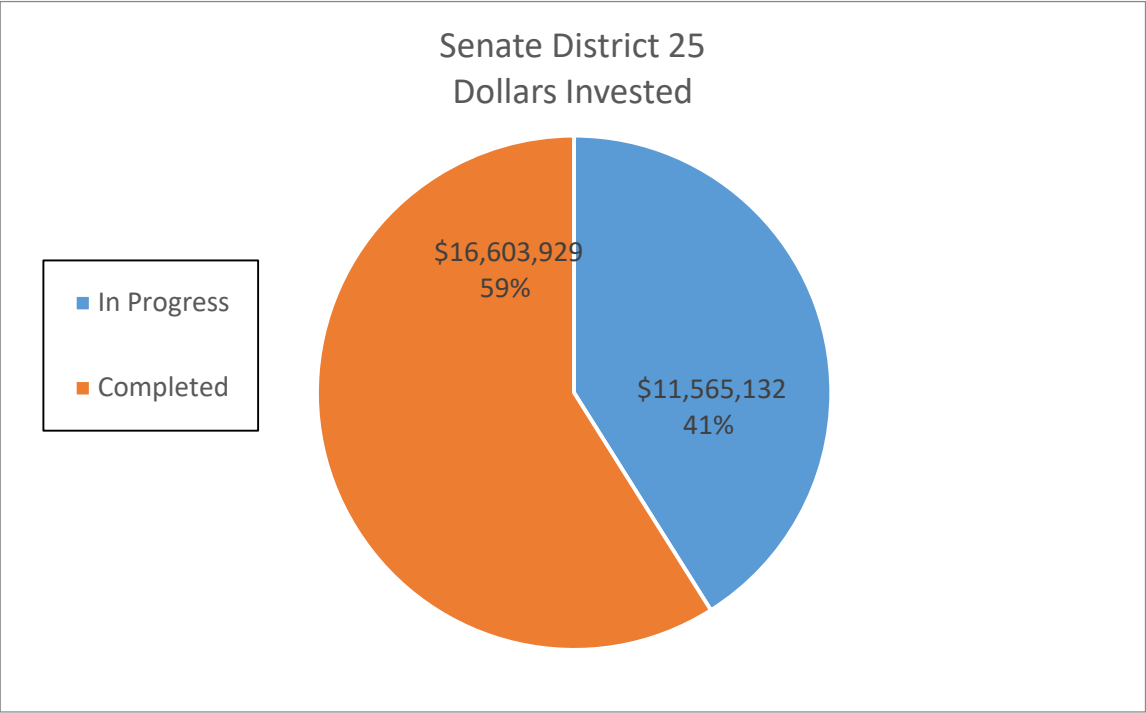
Senate District 24						
	Number of Sites	Dollars Invested	Annual Electric Savings (kWh)	Annual Dollar Savings	15 Year Electric Savings (kWh)	15 Year Dollar Savings
In Progress	28	\$ 31,274,742.59	9,399,820	\$ 1,557,509.36	140,997,300	\$ 23,362,640.40
Completed	31	\$ 8,316,661.72	3,540,161	\$ 628,103.36	53,102,415	\$ 9,421,550.40
Grand Total	59	\$ 39,591,404.31	12,939,981	\$ 2,185,612.72	194,099,715.00	\$ 32,784,190.80

DAC	43	\$ 28,882,023.43	9,558,279	\$ 1,607,925.77	143,374,185	\$ 24,118,886.55
-----	----	------------------	-----------	-----------------	-------------	------------------



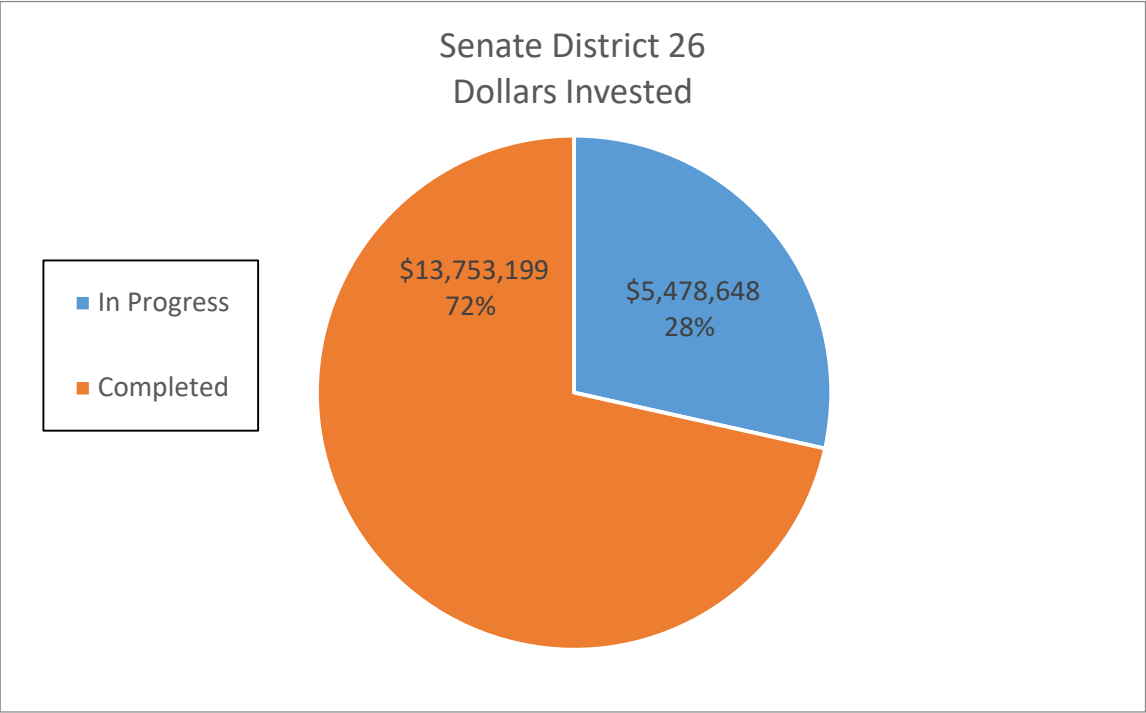
Senate District 25						
	Number of Sites	Dollars Invested	Annual Electric Savings (kWh)	Annual Dollar Savings	15 Year Electric Savings (kWh)	15 Year Dollar Savings
In Progress	61	\$ 11,565,131.91	4,137,147	\$ 963,620.68	62,057,205	\$ 14,454,310.20
Completed	107	\$ 16,603,928.87	7,155,438	\$ 1,335,758.68	107,331,570	\$ 20,036,380.20
Grand Total	168	\$ 28,169,060.78	11,292,585	\$ 2,299,379.36	169,388,775.00	\$ 34,490,690.40

DAC	31	\$ 5,090,086.54	2,528,083	\$ 554,549.58	37,921,245	\$ 8,318,243.70
-----	----	-----------------	-----------	---------------	------------	-----------------

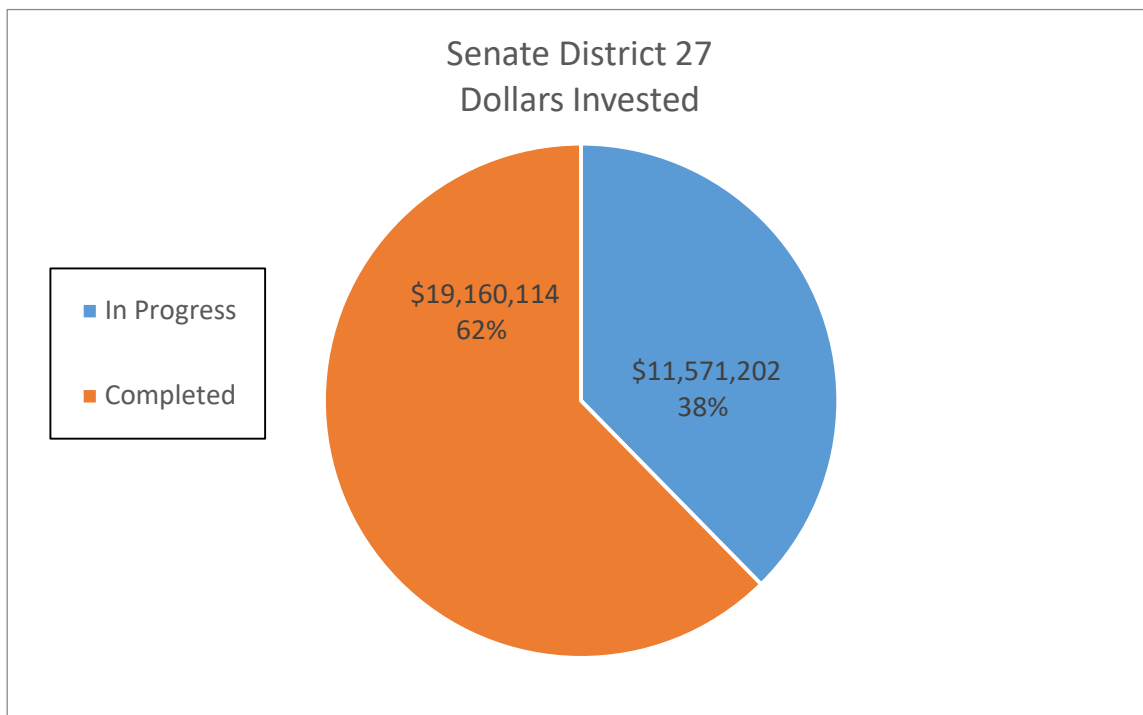


Senate District 26						
	Number of Sites	Dollars Invested	Annual Electric Savings (kWh)	Annual Dollar Savings	15 Year Electric Savings (kWh)	15 Year Dollar Savings
In Progress	13	\$ 5,478,648.36	2,137,208	\$ 334,676.33	32,058,120	\$ 5,020,144.95
Completed	55	\$ 13,753,198.66	5,973,425	\$ 968,183.95	89,601,375	\$ 14,522,759.19
Grand Total	68	\$ 19,231,847.02	8,110,633	\$ 1,302,860.28	121,659,495.00	\$ 19,542,904.14

DAC	1	\$ 141,376.00	57,545	\$ 8,426.50	863,175	\$ 126,397.50
-----	---	---------------	--------	-------------	---------	---------------

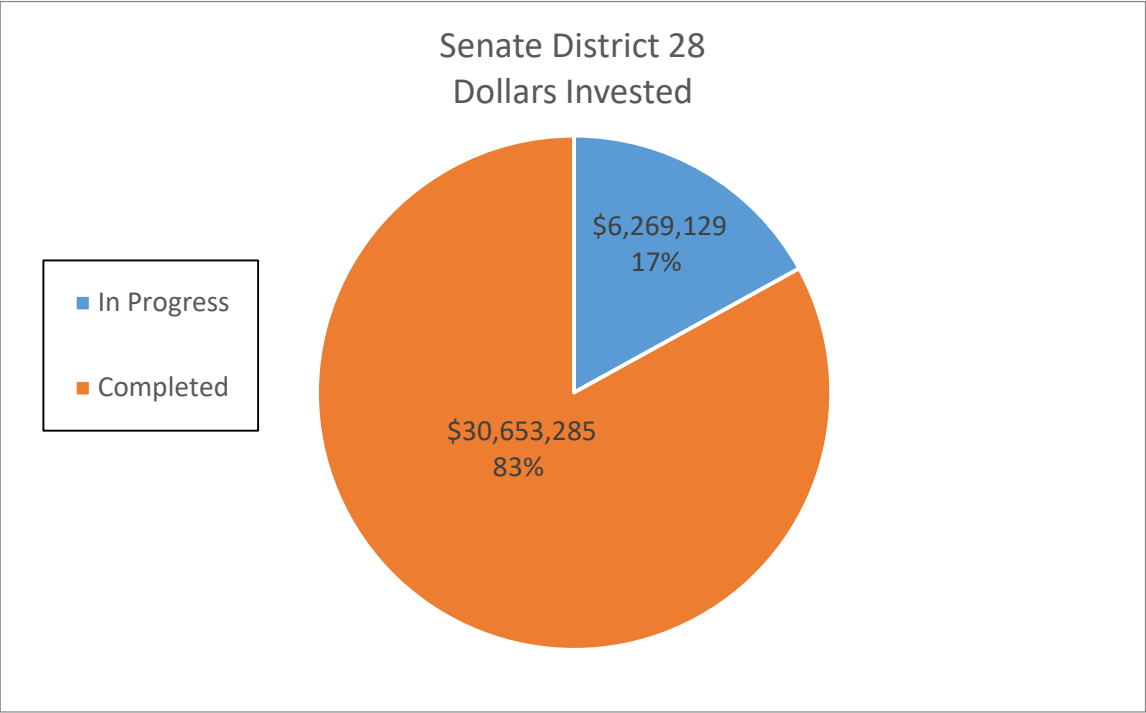


Senate District 27						
	Number of Sites	Dollars Invested	Annual Electric Savings (kWh)	Annual Dollar Savings	15 Year Electric Savings (kWh)	15 Year Dollar Savings
In Progress	34	\$ 11,571,202.04	3,638,662	\$ 666,856.03	54,579,930	\$ 10,002,840.45
Completed	77	\$ 19,160,113.74	6,485,406	\$ 1,296,990.87	97,281,090	\$ 19,454,863.05
Grand Total	111	\$ 30,731,315.78	10,124,068	\$ 1,963,846.90	151,861,020.00	\$ 29,457,703.50
DAC	5	\$ 2,540,356.07	908,648	\$ 164,903.42	13,629,720	\$ 2,473,551.30



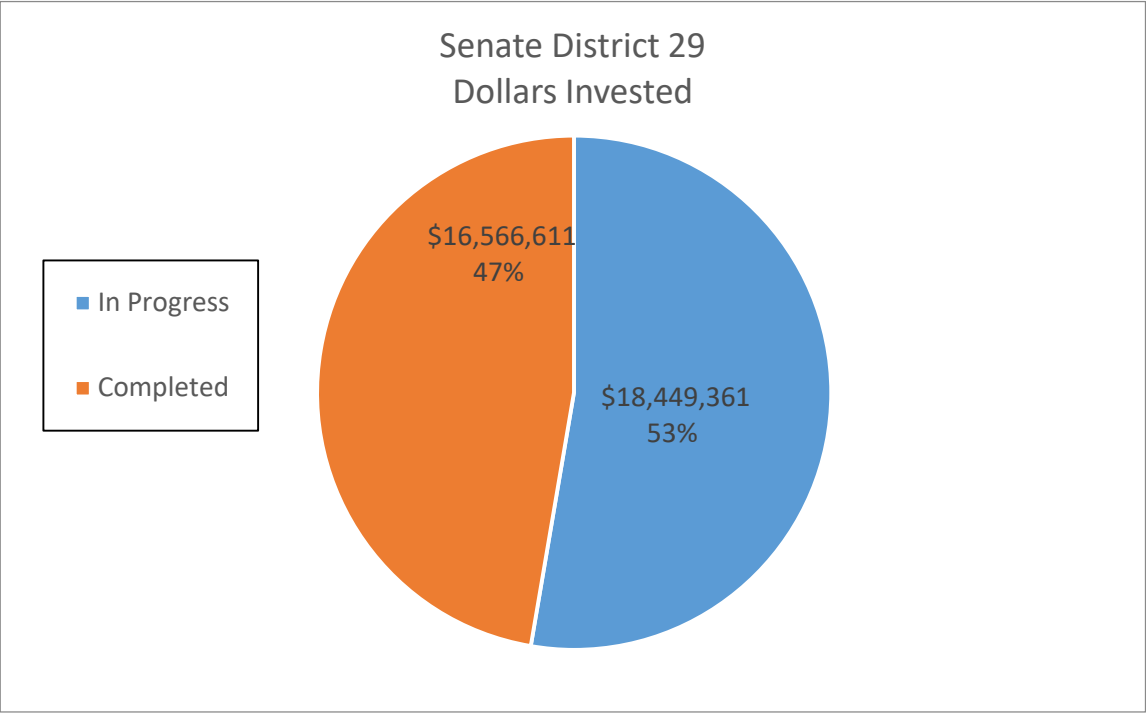
Senate District 28						
	Number of Sites	Dollars Invested	Annual Electric Savings (kWh)	Annual Dollar Savings	15 Year Electric Savings (kWh)	15 Year Dollar Savings
In Progress	17	\$ 6,269,129.00	1,917,726	\$ 382,430.36	28,765,890	\$ 5,736,455.40
Completed	95	\$ 30,653,284.55	15,236,277	\$ 2,331,891.04	228,544,155	\$ 34,978,365.60
Grand Total	112	\$ 36,922,413.55	17,154,003	\$ 2,714,321.40	257,310,045.00	\$ 40,714,821.00

DAC	4	\$ 1,333,873.00	612,382	\$ 114,717.04	9,185,730	\$ 1,720,755.60
-----	---	-----------------	---------	---------------	-----------	-----------------



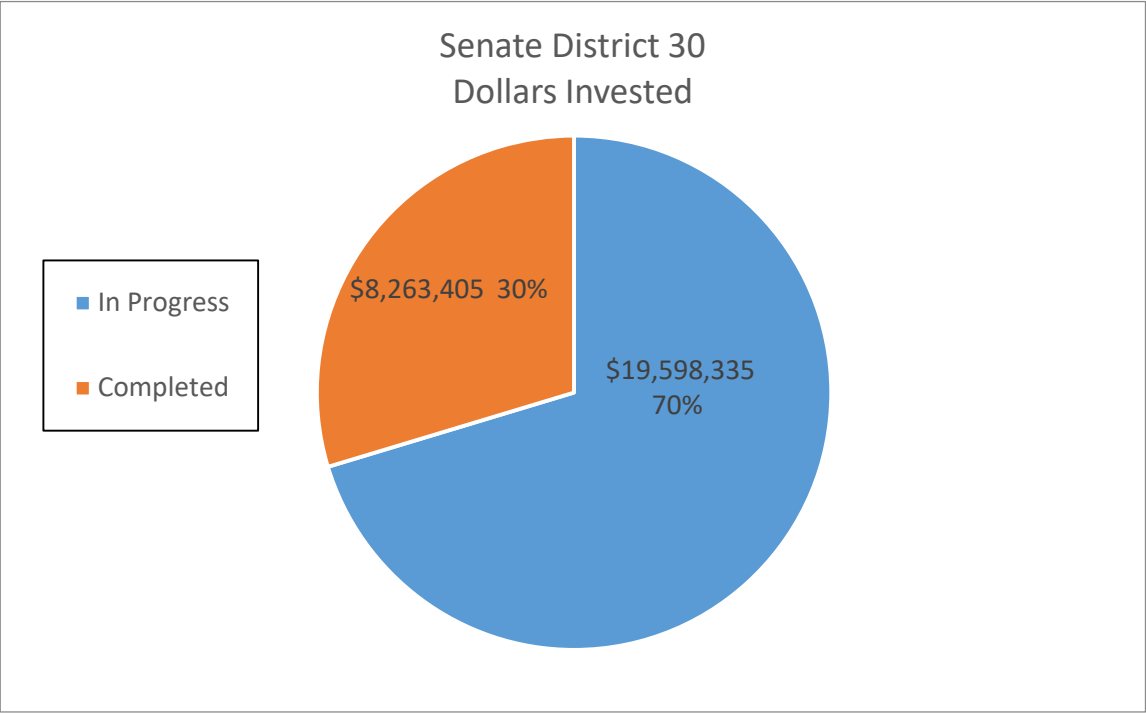
Senate District 29						
	Number of Sites	Dollars Invested	Annual Electric Savings (kWh)	Annual Dollar Savings	15 Year Electric Savings (kWh)	15 Year Dollar Savings
In Progress	76	\$ 18,449,361.19	37,863,958	\$ 1,170,743.05	567,959,370	\$ 17,561,145.75
Completed	101	\$ 16,566,611.07	5,800,664	\$ 1,165,062.61	87,009,960	\$ 17,475,939.13
Grand Total	177	\$ 35,015,972.26	43,664,622	\$ 2,335,805.66	654,969,330.00	\$ 35,037,084.88

DAC	28	\$ 2,642,567.92	1,810,059	\$ 333,075.80	27,150,885	\$ 4,996,137.00
-----	----	-----------------	-----------	---------------	------------	-----------------



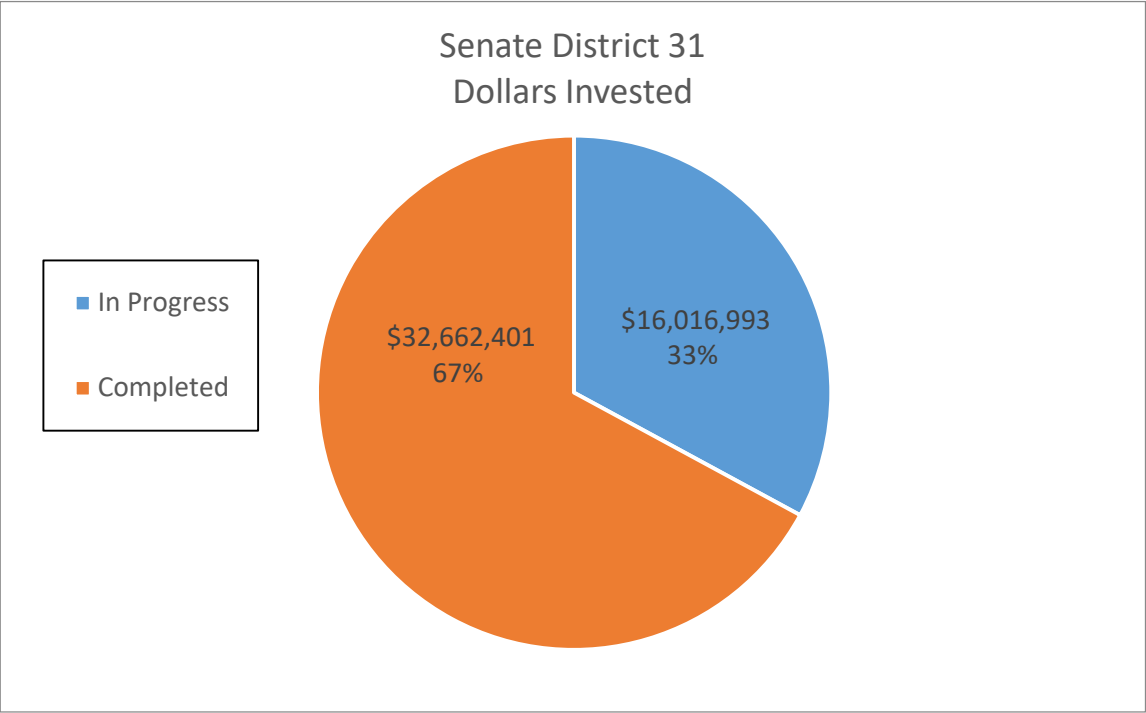
Senate District 30						
	Number of Sites	Dollars Invested	Annual Electric Savings (kWh)	Annual Dollar Savings	15 Year Electric Savings (kWh)	15 Year Dollar Savings
In Progress	19	\$ 19,598,334.53	5,172,949	\$ 838,573.74	77,594,235	\$ 12,578,606.10
Completed	29	\$ 8,263,404.77	3,071,934	\$ 557,123.98	46,079,010	\$ 8,356,859.70
Grand Total	48	\$ 27,861,739.30	8,244,883	\$ 1,395,697.72	123,673,245.00	\$ 20,935,465.80

DAC	35	\$ 22,724,610.77	7,129,554	\$ 1,194,588.47	106,943,310	\$ 17,918,827.05
-----	----	------------------	-----------	-----------------	-------------	------------------



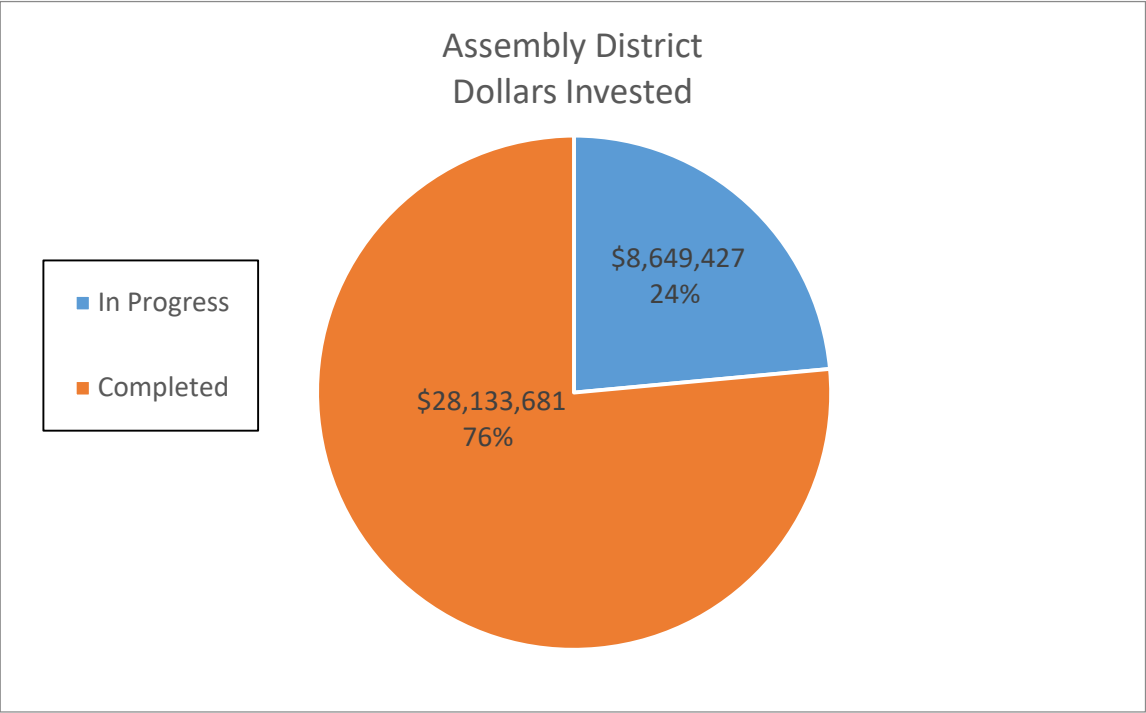
Senate District 31						
	Number of Sites	Dollars Invested	Annual Electric Savings (kWh)	Annual Dollar Savings	15 Year Electric Savings (kWh)	15 Year Dollar Savings
In Progress	36	\$ 16,016,993.00	5,533,350	\$ 982,634.92	83,000,250	\$ 14,739,523.80
Completed	152	\$ 32,662,401.25	11,234,344	\$ 2,042,492.63	168,515,160	\$ 30,637,389.47
Grand Total	188	\$ 48,679,394.25	16,767,694	\$ 3,025,127.55	251,515,410.00	\$ 45,376,913.27

DAC	83	\$ 18,991,923.91	6,693,636	\$ 1,186,279.97	100,404,540	\$ 17,794,199.57
-----	----	------------------	-----------	-----------------	-------------	------------------



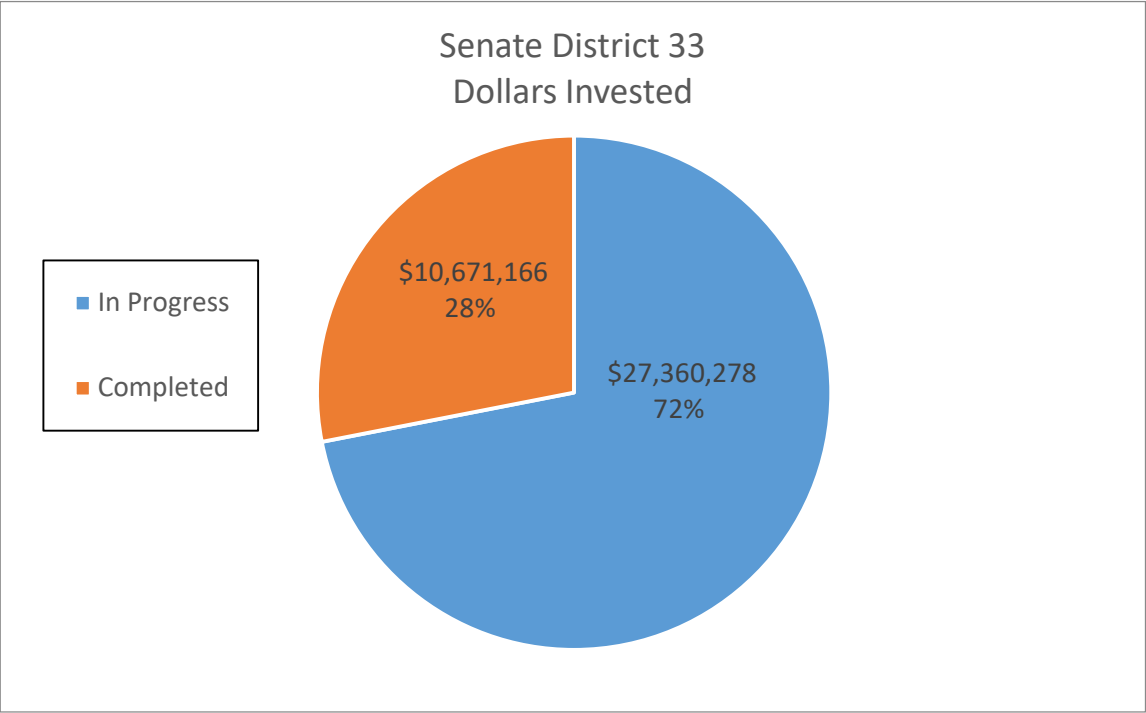
Senate District 32						
	Number of Sites	Dollars Invested	Annual Electric Savings (kWh)	Annual Dollar Savings	15 Year Electric Savings (kWh)	15 Year Dollar Savings
In Progress	50	\$ 8,649,427.14	2,990,611	\$ 617,078.40	44,859,165	\$ 9,256,176.00
Completed	127	\$ 28,133,681.39	11,697,470	\$ 2,416,333.73	175,462,050	\$ 36,245,005.95
Grand Total	177	\$ 36,783,108.53	14,688,081	\$ 3,033,412.13	220,321,215.00	\$ 45,501,181.95

DAC	77	\$ 16,656,427.09	6,244,783	\$ 1,231,214.16	93,671,745	\$ 18,468,212.40
-----	----	------------------	-----------	-----------------	------------	------------------



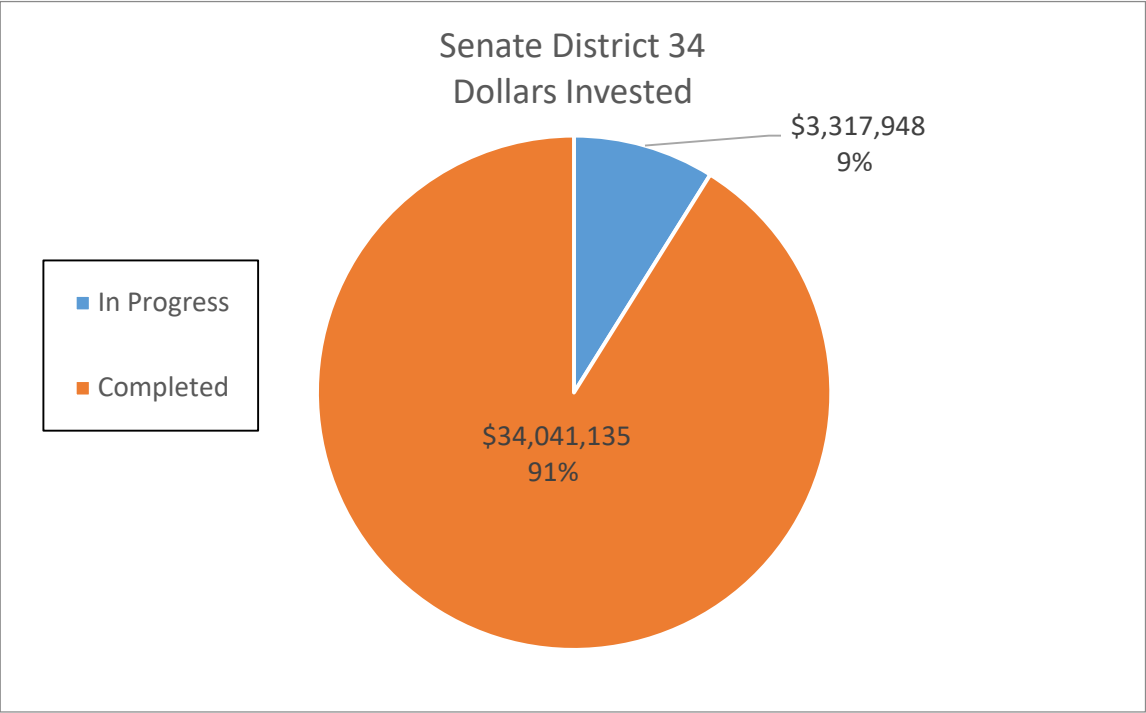
Senate District 33						
	Number of Sites	Dollars Invested	Annual Electric Savings (kWh)	Annual Dollar Savings	15 Year Electric Savings (kWh)	15 Year Dollar Savings
In Progress	124	\$ 27,360,278.06	6,449,958	\$ 1,157,903.31	96,749,370	\$ 17,368,549.65
Completed	40	\$ 10,671,166.42	4,940,799	\$ 901,735.07	74,111,985	\$ 13,526,026.05
Grand Total	164	\$ 38,031,444.48	11,390,757	\$ 2,059,638.38	170,861,355.00	\$ 30,894,575.70

DAC	106	\$ 33,237,525.27	10,338,230	\$ 1,852,791.62	155,073,450	\$ 27,791,874.30
-----	-----	------------------	------------	-----------------	-------------	------------------



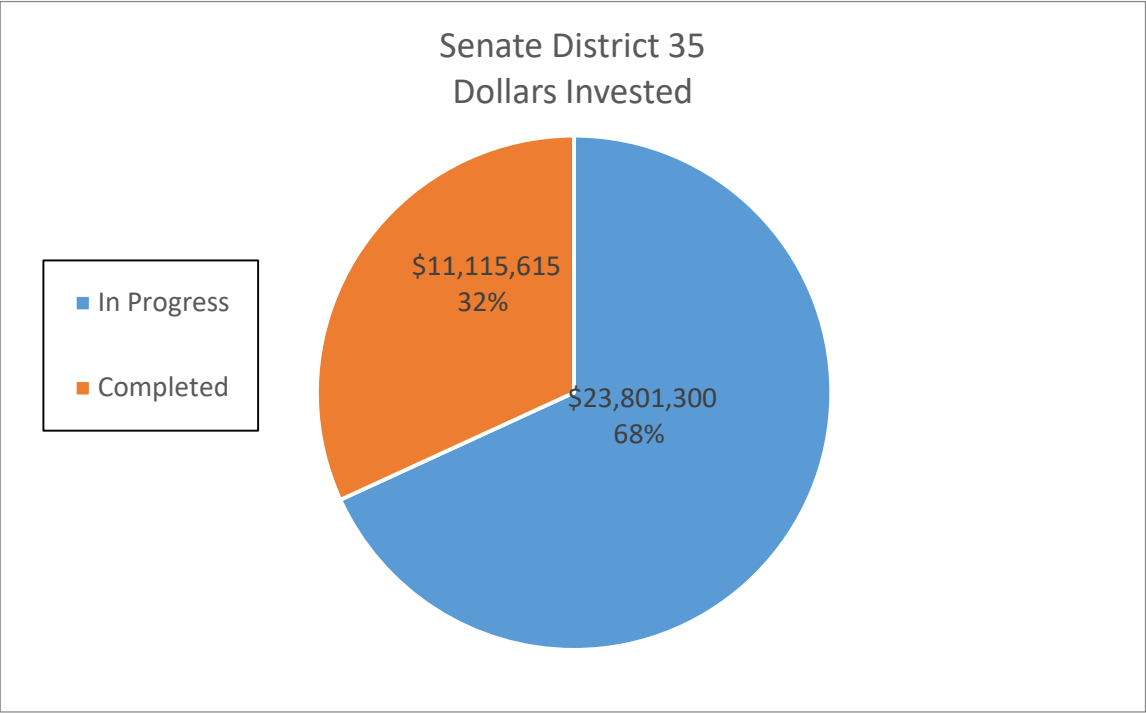
Senate District 34						
	Number of Sites	Dollars Invested	Annual Electric Savings (kWh)	Annual Dollar Savings	15 Year Electric Savings (kWh)	15 Year Dollar Savings
In Progress	28	\$ 3,317,948.37	1,392,246	\$ 240,044.89	20,883,690	\$ 3,600,673.35
Completed	114	\$ 34,041,134.78	11,750,372	\$ 2,128,604.71	176,255,580	\$ 31,929,070.72
Grand Total	142	\$ 37,359,083.15	13,142,618	\$ 2,368,649.60	197,139,270.00	\$ 35,529,744.07

DAC	41	\$ 9,689,252.28	4,058,790	\$ 703,772.24	60,881,850	\$ 10,556,583.65
-----	----	-----------------	-----------	---------------	------------	------------------

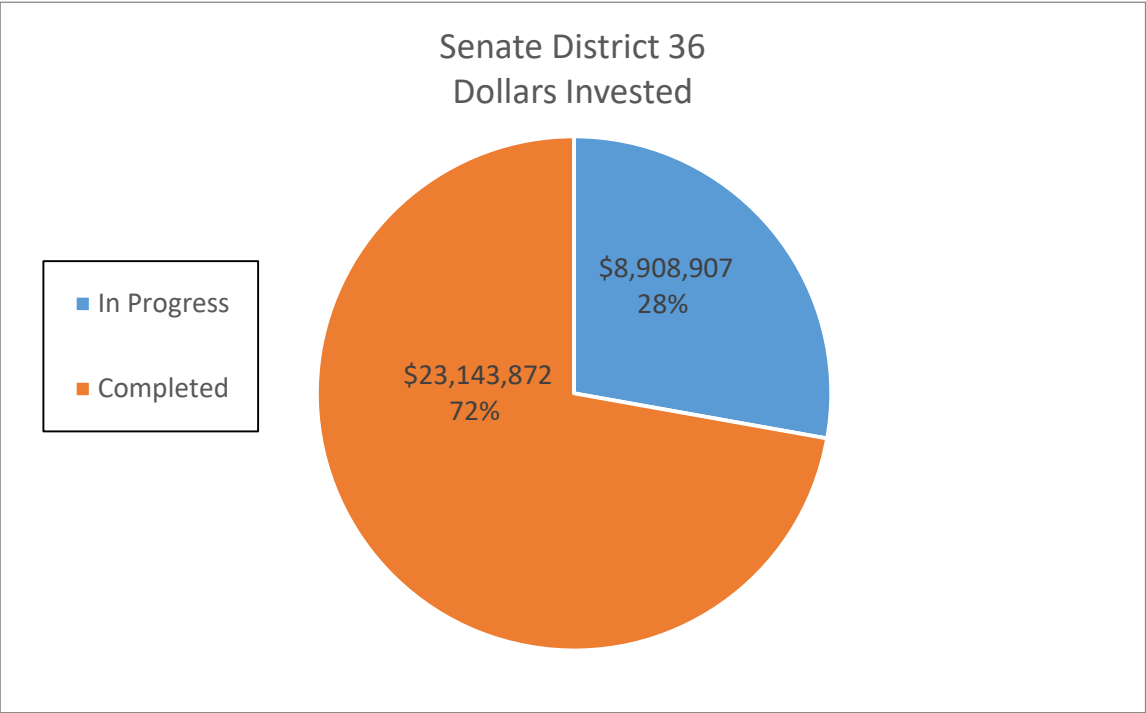


Senate District 35						
	Number of Sites	Dollars Invested	Annual Electric Savings (kWh)	Annual Dollar Savings	15 Year Electric Savings (kWh)	15 Year Dollar Savings
In Progress	51	\$ 23,801,299.53	7,372,154	\$ 1,358,014.55	110,582,310	\$ 20,370,218.25
Completed	46	\$ 11,115,614.55	4,109,047	\$ 723,256.74	61,635,705	\$ 10,848,851.13
Grand Total	97	\$ 34,916,914.08	11,481,201	\$ 2,081,271.29	172,218,015.00	\$ 31,219,069.38

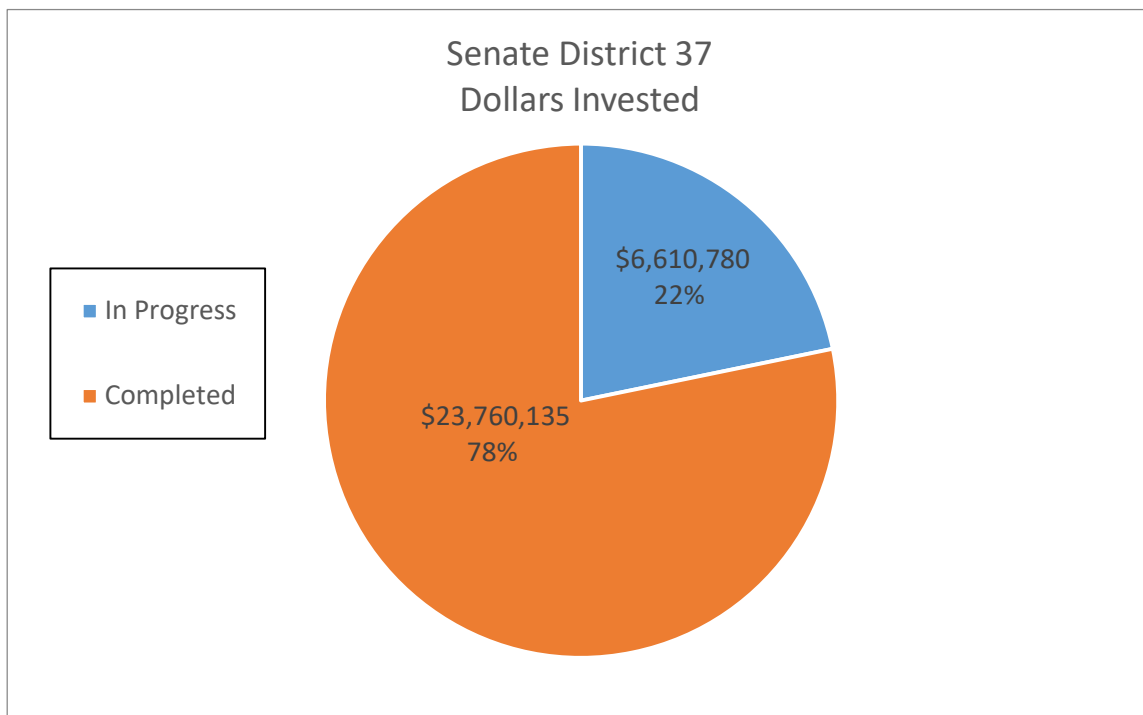
DAC	72	\$ 23,765,308.55	8,500,560	\$ 1,536,299.29	127,508,400	\$ 23,044,489.38
-----	----	------------------	-----------	-----------------	-------------	------------------



Senate District 36						
	Number of Sites	Dollars Invested	Annual Electric Savings (kWh)	Annual Dollar Savings	15 Year Electric Savings (kWh)	15 Year Dollar Savings
In Progress	32	\$ 8,908,907.22	2,068,235	\$ 530,432.77	31,023,525	\$ 7,956,491.55
Completed	74	\$ 23,143,872.19	10,205,225	\$ 2,266,676.45	153,078,375	\$ 34,000,146.75
Grand Total	106	\$ 32,052,779.41	12,273,460	\$ 2,797,109.22	184,101,900.00	\$ 41,956,638.30

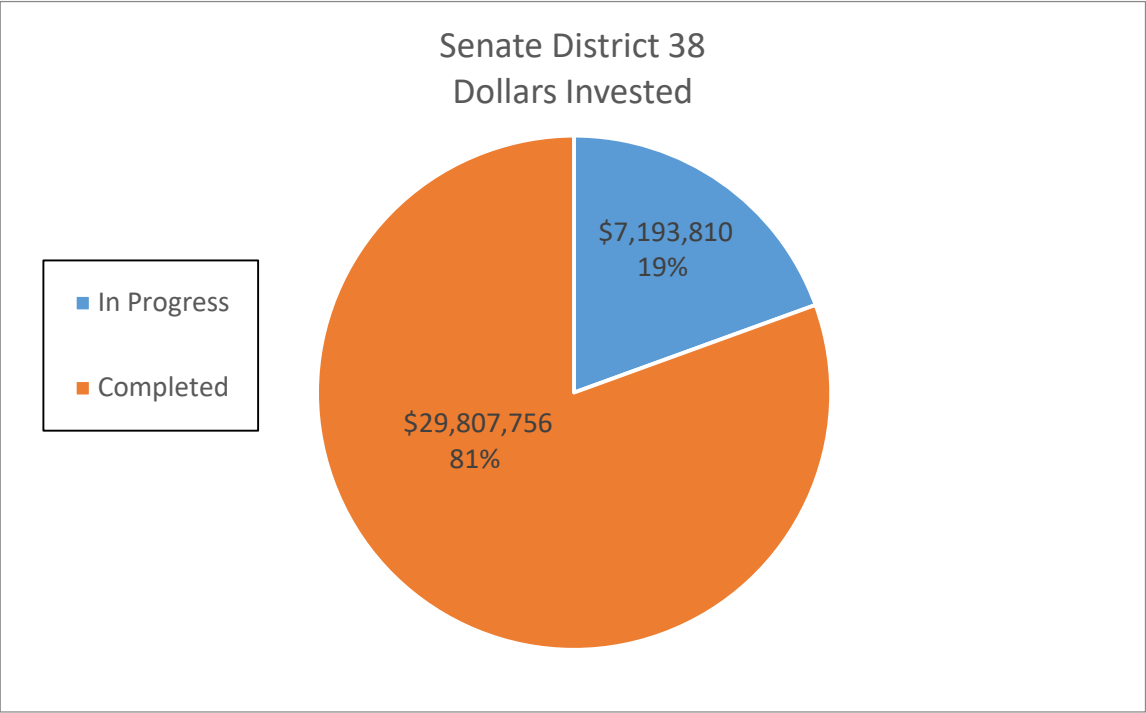


Senate District 37						
	Number of Sites	Dollars Invested	Annual Electric Savings (kWh)	Annual Dollar Savings	15 Year Electric Savings (kWh)	15 Year Dollar Savings
In Progress	17	\$ 6,610,780.42	2,334,717	\$ 413,475.99	35,020,755	\$ 6,202,139.85
Completed	91	\$ 23,760,134.52	9,359,685	\$ 1,687,091.75	140,395,275	\$ 25,306,376.26
Grand Total	108	\$ 30,370,914.94	11,694,402	\$ 2,100,567.74	175,416,030.00	\$ 31,508,516.11
DAC	3	\$ 276,416.68	112,641	\$ 24,177.39	1,689,615	\$ 362,660.85



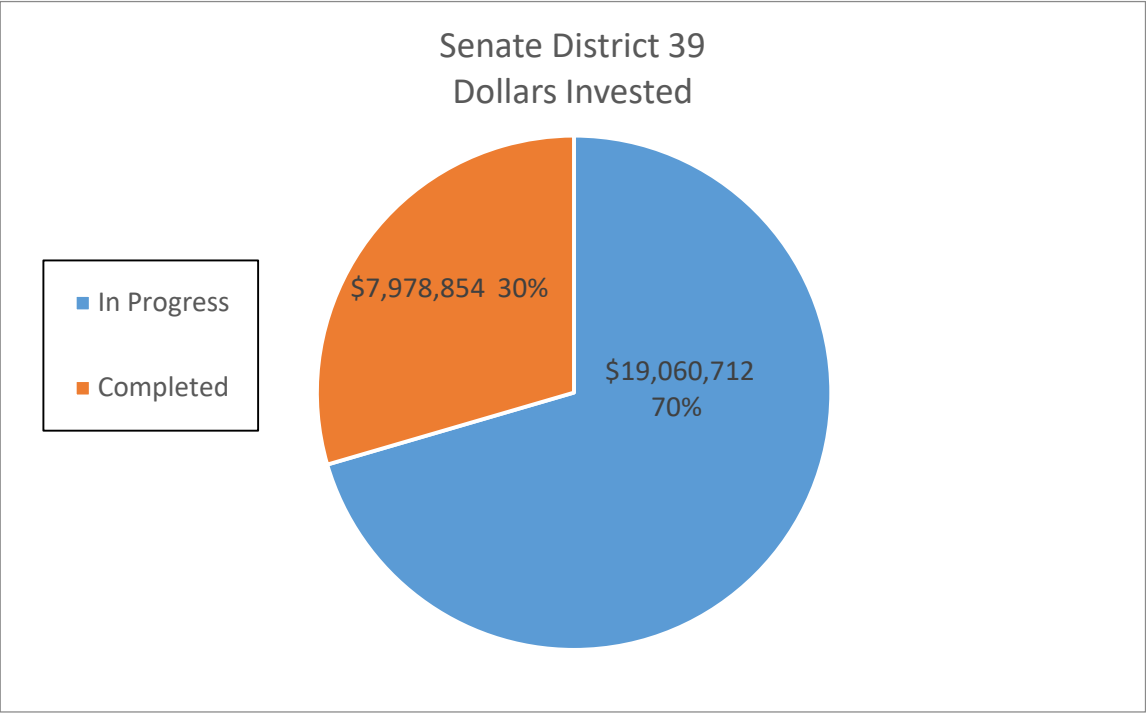
Senate District 38						
	Number of Sites	Dollars Invested	Annual Electric Savings (kWh)	Annual Dollar Savings	15 Year Electric Savings (kWh)	15 Year Dollar Savings
In Progress	71	\$ 7,193,809.82	3,753,396	\$ 875,696.51	56,300,940	\$ 13,135,447.65
Completed	138	\$ 29,807,755.62	10,913,854	\$ 2,777,980.97	163,707,810	\$ 41,669,714.55
Grand Total	209	\$ 37,001,565.44	14,667,250	\$ 3,653,677.48	220,008,750.00	\$ 54,805,162.20

DAC	2	\$ 12,144.00	68,364	\$ 23,388.00	1,025,460	\$ 350,820.00
-----	---	--------------	--------	--------------	-----------	---------------



Senate District 39						
	Number of Sites	Dollars Invested	Annual Electric Savings (kWh)	Annual Dollar Savings	15 Year Electric Savings (kWh)	15 Year Dollar Savings
In Progress	86	\$ 19,060,711.60	6,351,661	\$ 1,390,004.43	95,274,915	\$ 20,850,066.45
Completed	43	\$ 7,978,853.59	3,316,209	\$ 726,468.77	49,743,135	\$ 10,897,031.55
Grand Total	129	\$ 27,039,565.19	9,667,870	\$ 2,116,473.20	145,018,050.00	\$ 31,747,098.00

DAC	7	\$ 808,480.12	360,273	\$ 85,050.82	5,404,095	\$ 1,275,762.30
-----	---	---------------	---------	--------------	-----------	-----------------



Senate District 40						
	Number of Sites	Dollars Invested	Annual Electric Savings (kWh)	Annual Dollar Savings	15 Year Electric Savings (kWh)	15 Year Dollar Savings
In Progress	62	\$ 16,850,856.68	7,146,888	\$ 1,532,750.85	107,203,320	\$ 22,991,262.75
Completed	140	\$ 29,070,536.86	12,316,436	\$ 2,375,518.93	184,746,540	\$ 35,632,783.91
Grand Total	202	\$ 45,921,393.54	19,463,324	\$ 3,908,269.78	291,949,860.00	\$ 58,624,046.66

DAC	64	\$ 14,351,557.52	6,217,692	\$ 1,095,336.16	93,265,380	\$ 16,430,042.40
-----	----	------------------	-----------	-----------------	------------	------------------

