



California Energy Commission

CA Building Energy Use Disclosure and Public Benchmarking Program Informational Webinar

Presenters: Brent Kelsey, Eddie Wan, Nancy Carlson, Daniel Johnson, and JoAnna Saunders

Date: April 30, 2025



Benchmarking Program Team

Brent Kelsey
Benchmarking
Program Supervisor



Eddie Wan
Energy Commission
Specialist II



Daniel Johnson
Associate Energy
Specialist



Nancy Carlson
Energy Analyst -
Data Lead



JoAnna Saunders
Building Performance
Program Specialist



Mei Chang
Building Performance
Strategy Specialist





Housekeeping

- Today's webinar is being recorded
- Webinar presentation and recording will be posted to the [California Energy Commission \(CEC\) Benchmarking Webinar Event Page](#)
- Zoom Q&A feature
- Survey at the end



Agenda

- Housekeeping and Introduction to Benchmarking
- Benefits of Benchmarking
- Steps to Benchmarking Compliance
- Exemption Categories and Annual Submission Process
- Public Disclosure Dashboard
- Live Question & Answer
- Closing Remarks



Building Energy Benchmarking Program

What is building energy benchmarking?

- Measuring and comparing a building's energy to similar buildings, past consumption, or a reference performance level
- Allows for informed building management and investment decisions





California's Benchmarking Program



- Buildings with more than 50,000 ft² of gross floor area (GFA)
- Campuses totaling more than 50,000 ft²
- Reporting for commercial buildings began in 2018
- Reporting for multifamily buildings began in 2019
- Reports are due by June 1 or each year



Benefits of Benchmarking



The Benefits of Benchmarking

BUILDING OWNERS

Potential for reduced energy use, cost savings, and emission reductions



PUBLIC

Reduce GHG emissions, improve indoor and outdoor air quality, create local energy efficiency jobs, and improve public health.



STATE AND LOCAL GOVERNMENTS

Gather data to inform government priorities and goals, such as energy savings and GHG emissions targets



TENANTS/ RESIDENTS

Access to information on building energy use, improved comfort, productivity, and tenant satisfaction



Benefits of Benchmarking



Steps to Benchmarking Compliance



Reporting Resources

Benchmarking Reference Number (BRN) Look Up Tool

- Benchmarkingca.com
- Look up your BRN by address
- Look up compliance status

ENERGY STAR Portfolio Manager

- Register an account
- Add buildings
- Report energy data
- Run data quality checker



How to Look Up and Enter Your BRN



Need to find your building?

California's benchmarking requires a Benchmarking Reference Number (BRN) or Local Jurisdiction ID as part of the report submission process. Seamlessly identify yours with our helpful lookup tool.

Search by Address

Search by BRN / Local Jurisdiction ID

* Street

715 P Street

City

All

I'm not a robot

reCAPTCHA
Privacy - Terms

Search



Buildings matching search criteria									
Don't see your building listed? Please adjust your search to help us find your building.									
BRN / LOCAL JURISDICTION ID	USE TYPE	ASSESSOR GFA (SQ-FT)	AGGREGATE GFA (SQ-FT)	2025 STATUS	2024 STATUS	STREET	CITY	STATE	ZIP CODE
CA042455	Office	888,284	888,284	Not Submitted	In Compliance	715 P Street	Sacramento	CA	95814
CA999995	Office	55,000	55,000	Not Submitted	In Compliance	715 P Street	Sacramento	CA	95814
CA034878	Multi-Family	65,000	65,000	Not Submitted	Not Submitted	715 Peralta Street	Oakland	CA	94607
489156838439	0	0	0	Not Submitted	In Compliance	715 East 4th Street	Los Angeles	CA	90013
CA025802	Multifamily Housing	73,500	73,500	Not Submitted	In Compliance	715 West Milling Street	Lancaster	CA	93534
CA038751	Not Available	73,670	73,670	Not Submitted	Not Submitted	715 West Main Street	Merced	CA	95340
CA011296	Industrial	123,672	123,672	Not Submitted	Not Submitted	715 East California Street	Ontario	CA	91761
CA024656	Industrial	145,804	145,804	Not Submitted	Not Submitted	715 North Divisadero Street	Visalia	CA	93291

MyPortfolio

Sharing

Reporting

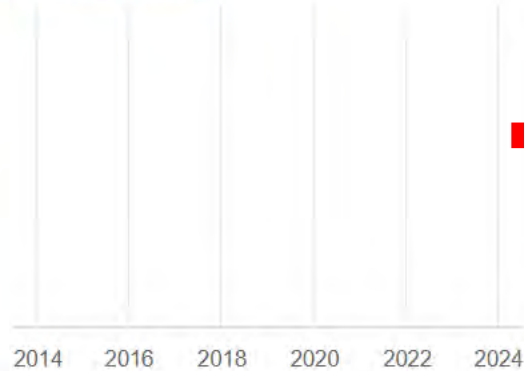
Recognition

Properties (1)

Add a Property

[Refresh](#) to see **Source EUI** Trend

 [Change Metric](#)



Manage Portfolio

Dashboard

Search by ID or Name

It has been over 90 days since you last refreshed "Energy Highlights." Please [refresh](#) to see your current metrics.

View All Properties (1) ▾

Energy Highlights ▾

Refresh Metrics

[Add/Edit/Delete Groups](#)

[Add/Edit/Delete Views](#)

Name ▾	Energy Current Date ▴ ▾	ENERGY STAR Score ▴ ▾	Site EUI (kBtu/ft²) ▴ ▾	Source EUI (kBtu/ft²) ▴ ▾
001 Testing Site 35030532				

First

Previous

Page 1 of 1

Next

Last

100 ▾

View 1 - 1 of 1

001 Testing Site



715 P Street, Sacramento, CA 95814

[Map It](#)

Portfolio Manager Property ID: 35030532

Year Built: 1997

[Edit](#)



[Not currently eligible for ENERGY STAR Recognition](#)

[Change Metric](#)

**Weather Normalized
Source EUI (kBtu/ft²)** [Why not score?](#)

Current: [N/A](#)

Baseline: [N/A](#)

Summary

Details

Energy

Emissions

Water

Waste & Materials

Goals

Design

Basic Information

Construction Status:

Existing property that is one single building

Property GFA - Self-Reported:

50,000 Sq. Ft.

Occupancy:

50%

[Edit](#)

Property Uses and Use Details

[View as Diagram](#)

Add Another Type of Use

[Add](#)

Name	Property Use Type	Gross Floor Area	Action
Building Use	Office	50,000 ft ²	I want to...
Custom Use Details (Learn More)			I want to...

Property GFA (Buildings): **50,000** [\(used to calculate EUI\)](#)

Property GFA (Parking): 0

Basic Information

Construction Status:

Existing property that is one single building

Property GFA - Self-Reported:

50,000 Sq. Ft.

Occupancy:

50%

Edit

Unique Identifiers (IDs)

Portfolio Manager ID:

35030532

Standard IDs:

Standard ID - State/Province
California Benchmarking Reference
Number: CA999995

Custom IDs:

None

Edit


Property Uses and Use Details

 [View as Diagram](#)

Add Another Type of Use

Add

Name	Property Use Type	Gross Floor Area	Action
 Building Use	Office	50,000 ft ²	I want to... 
 Custom Use Details (Learn More)			I want to... 
Property GFA (Buildings): 50,000 (used to calculate EUI)			
Property GFA (Parking): 0			

 To edit multiple uses for this property (or multiple properties), you can use the [Update Use Details spreadsheet template](#).

Property GFA by Use




Property Type

Property Type - Self-Selected:

Office  [Edit](#)

Property Type -Portfolio Manager-Calculated:

Office

 The Portfolio Manager-Calculated
Property Type is used for your metrics

Standard IDs

Standard IDs are typically used in data collection, including by most state and local governments with benchmarking laws. If your property is covered by a benchmarking law, you probably need to fill this in. See [this FAQ](#) if you need help finding your Standard ID.

Standard ID - City/Town:

▼

ID:

Standard ID - County/District:

▼

ID:

Standard ID - State/Province:

California Benchmarking Reference Number

▼

ID:

CA999995

Standard ID - Other:

▼

ID:

+ [Add Another](#)

Standard IDs

Standard IDs are primarily for state and local governments with benchmarking programs. [This FAQ](#) provides details for each Standard ID.



How to Enter Energy Use Data

001 Testing Site



715 P Street, Sacramento, CA 95814

[Map It](#)

Portfolio Manager Property ID: 35030532

Year Built: 1997

[Edit](#)



[Not currently eligible for ENERGY STAR Recognition](#)

[Change Metric](#)

**Weather Normalized
Source EUI (kBtu/ft²)** [Why not score?](#)

Current: [N/A](#)

Baseline: [N/A](#)

Summary

Details

Energy

Emissions

Water

Waste & Materials

Goals

Design

Meter Summary

3 Energy Meters Total

3 - Used to Compute Metrics

[Add A Meter](#)

Current Energy Date
Not Available

[Enter Your Bills](#)

Your utility, Pacific Gas & Electric, may be able to send energy data directly to this building record, using Portfolio Manager web services. [Click here](#) for additional information and to see if this option is right for you. If this is what you would like to do, you can [connect](#) with Pacific Gas & Electric to get the process started.

[Remind me Later](#)

[Don't show me this again](#)

Energy Use by Calendar Month (Not Weather Normalized)



properties)

4. [Hire an organization](#) to electronically enter your data
5. See if your utility offers this service in the [US](#) or [Canada](#).

Data not generated

Refresh Chart

Green Power

This property has:

- ✕ **Offsite green power**
(none entered)
- ✕ **Onsite renewable energy**
(none entered)

Manage Green Power

Meters - Used to Compute Metrics (3)

Add A Meter

[Change Meter Selections](#)

[View as a Diagram](#)

Meter Name Portfolio Manager Meter ID	Energy Type	Most Recent Bill Date	In Use? (Inactive Date)
Electric Grid Meter 190199043	Electric - Grid	12/31/2023	Yes
Electric Solar Meter 196334837	Electric - Solar		Yes
Natural Gas 238730974	Natural Gas		Yes

 [Download Annual Totals by Meter](#)

Your Property is: [Edit](#)

- ☒ A Single Building
- ☐ Part of a Building
- ☐ A Campus of Multiple Buildings

You Are Tracking: [Edit](#)

Basic Meter Information (**click on the arrow to the left to expand this section)

Monthly Entries

Display Year(s):

	Start Date	End Date	Usage kWh (thousand Watt-hours)	Total Cost (\$)	Estimation	Demand (kW)	Demand Cost (\$)	Last Update
--	------------	----------	------------------------------------	-----------------	------------	-------------	------------------	-------------

~~Remove Selected Entry~~

[+ Add Another Entry](#)

 [Learn how to copy/paste](#)

~~X Delete~~ [****ALL**** Meter data for this meter](#)



[Download](#) to Green Button XML



[Download](#) to Excel

Upload data in bulk for this meter:



Use this [single-meter spreadsheet](#) to:

- Upload the completed file below
- [Copy and Paste the data into the table above](#)

No file chosen

Basic Meter Information (**click on the arrow to the left to expand this section)

Monthly Entries

Display Year(s):

	Start Date	End Date	Usage kWh (thousand Watt-hours)	Total Cost (\$)	Estimation	Demand (kW)	Demand Cost (\$)	Last Update
<input type="checkbox"/>	1/1/2024	1/31/2024	9,998	10,000	<input type="checkbox"/>			

Delete Selected Entries

Add Another Entry

Learn how to copy/paste

Delete ****ALL**** Meter data for this meter

Download to Green Button XML

Download to Excel

Upload data in bulk for this meter:

Use this [single-meter spreadsheet](#) to:

- Upload the completed file below
- Copy and Paste the data into the table above

Choose File

No file chosen

Upload



How to Run the Data Quality Checker

001 Testing Site



715 P Street, Sacramento, CA 95814 | [Map It](#)
Portfolio Manager Property ID: 35030532
Year Built: 1997
[Edit](#)

[Not currently eligible for ENERGY STAR Recognition](#)

[Change Metric](#)

Weather Normalized Source EUI (kBtu/ft²) [Why not score?](#)

Current: [N/A](#)

Baseline: [N/A](#)



Summary

Details

Energy

Emissions

Water

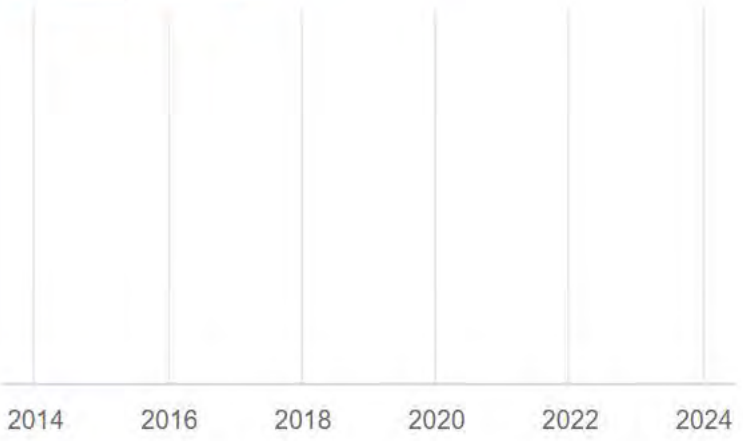
Waste & Materials

Goals

Design

[Refresh](#) to see **Source EUI** Trend

[Change Metric](#)



[Change Metrics](#)
[Change Time Periods](#)

Metrics Summary

Metric	Not Available (Energy Baseline)	Not Available (Energy Current)	Change
ENERGY STAR Score (1-100)	Not Available	Not Available	N/A
Source EUI (kBtu/ft²)	Not Available	Not Available	N/A
Site EUI (kBtu/ft²)	Not Available	Not Available	N/A
Energy Cost (\$)	Not Available	Not Available	N/A
Total (Location-Based) GHG	Not Available	Not Available	N/A

Custom Intensity Metrics

[Learn more about this feature](#)

Create up to three custom intensity metrics to view in reporting for this property.

Data Quality Checker

Run a check for any 12-month time period to see if there are any possible errors found with your data.

Check for Possible Errors

Sharing this Property

2 People Have Access to this Property

Share

Name	Permissions	Action
California Energy Commission (California Benchmarking)	Full Access Shared by Kwok Wan	I want to... ▾
Kwok Wan (cectestina)	Property Data Administrator	I want to... ▾



MyPortfolio

Sharing

Reporting

Recognition

Data Quality Checker for [001 Testing Site](#)

The Data Quality Checker will help you find potential errors and unusual data within a given year. Select your year of interest, review your alerts, and follow the links to view or correct your data as needed.

Select Timeframe & Run Checker

We check data for a full year (12 months) of meter consumption and Property Use Details (called a [Metric Year](#)). Select a [Year Ending Date](#) and click "run checker" to see possible data issues.

Year Ending: ^{*}

Run Checker

[Cancel](#)



About Timeframes

The Data Quality Checker needs one full calendar year of [Property Use Details](#) and [meter](#) information for most checks. Otherwise, we will show you basic alerts to let you know what's missing.

Follow Us



[Contact Us](#) | [Privacy Policy](#) | [Accessibility Statement](#) | [ENERGY STAR Buildings & Plants Website](#)



Data Quality Checker for 001 Testing Site

The Data Quality Checker will help you find potential errors and unusual data within a given year. Select your year of interest, review your alerts, and follow the links to view or correct your data as needed.

Select Timeframe & Run Checker

We check data for a full year (12 months) of meter consumption and Property Use Details (called a [Metric Year](#)). Select a [Year Ending Date](#) and click "run checker" to see possible data issues.

Year Ending:

Dec 31

2024

Re-Run Checker

There is not 12 full months of meter data.

Problem: The following meters do not have 12 full calendar months of meter entries for the year selected (01/01/2024 - 12/31/2024).

- [Electric Solar Meter](#) (missing bills for 01/01/2024 - 01/01/2025)

What to do:

- If you think this is a mistake, click the links above to review the entries for each meter and make corrections if necessary.

Do not have at least one meter active for each of the 12 months in the year selected.

Property has no water meters.

Meter data before the active date.

Property has no waste or material meters.

Cancel

About Timeframes

The Data Quality Checker needs one full calendar year of [Property Use Details](#) and [meter](#) information for most checks. Otherwise, we will show you basic alerts to let you know what's missing.

About Alerts

Indicates data is incomplete or missing. Most likely at least some metrics are not able to be calculated as a result. Issue should be resolved as soon as possible.

Indicates data is atypical for the type of property and its associated use. Data should be checked for errors to ensure metrics are correct for the property.



How to Report Benchmarking Data

Building Energy Benchmarking Program

The Building Energy Benchmarking Program requires owners of large commercial and multifamily buildings to report energy use to the California Energy Commission by June 1 annually.

NOTICE TO BUILDING OWNERS: The CEC Benchmarking Program does **not** charge a fee to submit reports. Any entity offering to submit CEC-required reports on behalf of building owners is not associated with the CEC.

NEW for 2023

Starting in 2023 and continuing each subsequent year, you must add a benchmarking reference number (BRN) to your report. Use the building's address to look up the [BRN](#) . For more information, visit the benchmarking frequently asked questions section "[Do I Need a Building Identification Number From The Energy Commission to Report My Building?](#)"

BUILDING ENERGY BENCHMARKING PROGRAM

[Benchmarking - Building Owner Energy Efficiency Resources](#)

[Building Energy Benchmarking Program Frequently Asked Questions](#)

[Building Energy Benchmarking Program Resources Center](#)

[Exempted Local Benchmarking Ordinances](#)

[Local Government Benchmarking Toolkit](#)

[Report Benchmarking Data](#)

PROCEEDING INFORMATION

[Docket Log \(15-OIR-05\)](#)



Report Benchmarking Data

https://www.energy.ca.gov/programs-and-topics/programs/building-energy-benchmarking-program/report-benchmarking-data

frequently asked questions section "[Do I Need a Building Identification Number From The Energy Commission to Report My Building?](#)"

Collapse All

2025 Link (For Reporting 2024 Calendar Year Data)

- Use this link to report 2024 energy use data.
- Use this link to report 2024 energy use data and optional water use data.

2024 Link (For Reporting 2023 Calendar Year Data)

- Use this link to report 2023 energy use data.
- Use this link to report 2023 energy use data and optional water use data.

2023 Link (For Reporting 2022 Calendar Year Data)

- Use this link to report 2022 energy use data and optional water use data.

2022 Links (For Reporting 2021 Calendar Year Data)

CATEGORIES

Topic

Efficiency

Division

Efficiency

Program

Building Energy Benchmarking Program



MyPortfolio | Sharing | Reporting | Recognition

Complete this form to respond to the "Data Request:2025 California Energy Commission Benchmarking With Energy" for California Energy Commission. This response has also been added to your "Templates & Reports" list on the Reporting tab.

Respond to Data Request: Data Request:2025 California Energy Commission Benchmarking With Energy

from California Energy Commission (California Energy Commission)

About this Data Request

Data Requested By: California Energy Commission

Instructions:

California's 2025 Benchmarking Reporting Template for Buildings with Energy Use Data

Note: Water usage data are optional to report. Please use California's Benchmarking Reporting Template for Buildings with Energy Use Data and Optional Water Use Data. Please go to <https://www.energy.ca.gov/programs-and-topics/programs/building-energy-benchmarking-program/report-benchmarking-data> and click "Use this link to report 2024 energy use data and optional water use data"

Buildings included: Buildings with more than 50,000 square feet of gross floor area and either no residential utility accounts or more than 16 residential utility accounts, except for the following:

- Buildings in which more than half of the gross floor area is used for scientific experiments requiring controlled environments, or for manufacturing or industrial purposes.
- Buildings that did not have a permanent or temporary permit of occupancy for more than half

Responding to Data Requests

You are viewing this screen because someone has asked you to provide data to them in the form of a data request. To respond, simply fill out the information on this screen and select what properties you wish to include (some decisions may have been made by the data requester.)


Also see the [How to Respond to Data Requests](#) guide.





Overview: Set Up Building(s) in ESPM

1. Create an ESPM account.
2. Create a profile for each disclosable building into account.
3. Look up your building's Benchmarking Reference Number (BRN) at benchmarkingca.com and add to profile.
4. Request energy use data from utilities.
5. Enter energy use data for each building (Your utility may be able to do this automatically).



Standard ID - State/Province:

California Benchmarking Reference Number

ID: CA012345





Overview: Preparing to Report to CEC

6. Run data quality checker.
7. Correct any errors. (Ignore Yellow Hazards for missing water/waste)
8. Click on the 2025 Reporting link (Data Request) on CEC benchmarking reporting page, redirecting to your ESPM account.
9. Respond to Data Request in ESPM (also located in Reporting tab in ESPM).



Data Quality Checker

Run a check for any 12-month time period to see if there are any possible errors found with your data.

Check for Possible Errors

⚠ Property has no waste or material meters.

Report Benchmarking Data

Use the links below to report your building's energy use. Reporting for the previous calendar year is due to California Energy Commission by June 1 annually.

NEW for 2023
Starting in 2023 and continuing each subsequent year, you must add a benchmarking reference number (BRN) to your report. Use the building's address to look up the BRN (if - For more information, visit the benchmarking frequently asked questions section "Do I Need a Building Identification Number From The Energy Commission to Report My Building?"

BUILDING ENERGY BENCHMARKING PROGRAM

Benchmarking - Building Owner Energy Efficiency Resources
Building Energy Benchmarking Program Frequently Asked Questions
Exempted Local Benchmarking Ordinances
Local Government Benchmarking Toolkit
Report Benchmarking Data

CONTACT

Benchmarking Hotline
benchmarking@energy.ca.gov or 888-279-6460
Toll-free: 855-279-6460

CATEGORIES

Topic
Efficiency
Division
Efficiency
Program
Building Energy Benchmarking Program

Expand All

2024 Link (For Reporting 2023 Calendar Year Data) +

2023 Link (For Reporting 2022 Calendar Year Data) +

2022 Links (For Reporting 2021 Calendar Year Data) +

2021 Links (For Reporting 2020 Calendar Year Data) +

2020 Links (For Reporting 2019 Calendar Year Data) +

2019 Links (For Reporting 2018 Calendar Year Data) +



Tips for a Successful Report Submission

- **Run the Data Quality Checker**
 - **Correct any critical errors in red**
 - **Re-run the checker after making corrections**
- **Ensure energy use data covers the full calendar year**
 - **(From January 1 to December 31)**
- **Verify the Building Reporting Number (BRN)**



Exemption Categories and Annual Submission Process



Exemption Categories

- Your building is less than or equal to 50,000 sqft.
- Your building is a Condominium Project.
- Your building has between 1 and 16 residential utility accounts.
- Your building did not have a certificate of occupancy or temporary certificate of occupancy for more than half of the calendar year.
- Your building is scheduled to be demolished one year or less from the reporting date.
- Your building has 50% or more GFA dedicated to manufacturing, industrial, or controlled environment scientific experiments.
- Your building was benchmarked under a local program listed on the CEC's exempted local benchmarking ordinances.
- Other: Federal Buildings, Tribal Lands, Trade Secret (Requires Executive Director Approval)



Exemption Online Form

California Building Energy Benchmarking Exemption Request

California Code of Regulations, title 20, sections 1681-1684

NOTE: Submit exemption requests prior to the June 1st annual reporting deadline. Approved exemption requests are only valid for the current reporting year unless otherwise noted in the approval. If the basis for the exemption still exists when the exemption expires, submit a new exemption request.

Complete this form by selecting the exemption for which you are applying and submit the required documentation. Exemption requests will be reviewed by California Energy Commission (CEC) staff and applicants will be notified of approval or denial.

Contact Information

First Name *

Last Name *

Your Relationship to the Building? *

Building Owner

Common Name of Affected Building *

Affected Building Address *

Address Line 2

City *

State *

CA

Zip/Postal Code *

Phone Number *

xxx-xxx-xxxx

Email Address *

Reporting Year? *

2024

Benchmarking Reference Number *

CA123456

Building Type *

Exemption Options

The building is not required to be benchmarked for the following reasons (select all that apply): *

- ☐ The building has less than 17 dwelling units.
- ☐ The building is a condominium (as described in Section 4125 or 6542 of the California Civil Code).
- ☐ The building has 50,000 square feet or less of gross floor area (as defined in Section 1681(g)).
- ☐ More than half of the gross floor area is used for scientific experiments requiring a controlled environment.
- ☐ More than half of the gross floor area is used for manufacturing or industrial purposes.
- ☐ The building did not have a certificate of occupancy or temporary certificate of occupancy for more than half of the calendar year, which is required for reporting to the CEC.
- ☐ The building is scheduled to be demolished one year or less from the reporting date.
- ☐ The building was benchmarked pursuant to a local city or county benchmarking program listed on the CEC website.
- ☐ The building is outside the scope or jurisdiction of California's benchmarking program(explain).

Please provide a short narrative describing your request for exemption. *

Supporting Documentation:

Choose File 1

Choose File No file chosen

Choose File 2

Choose File No file chosen

Submission

I attest that the exemption claim I have selected above is true and accurate to the best of my knowledge and I have provided supporting documentation. *

Type Your Full Name Here

Submit



Exempted Local Benchmarking Ordinances

- Berkeley
- Brisbane
- Chula Vista
- Los Angeles
- San Francisco
- San Jose
- San Diego



Visit their websites for more information on how to comply:

<https://www.energy.ca.gov/programs-and-topics/programs/building-energy-benchmarking-program/exempted-local-benchmarking>



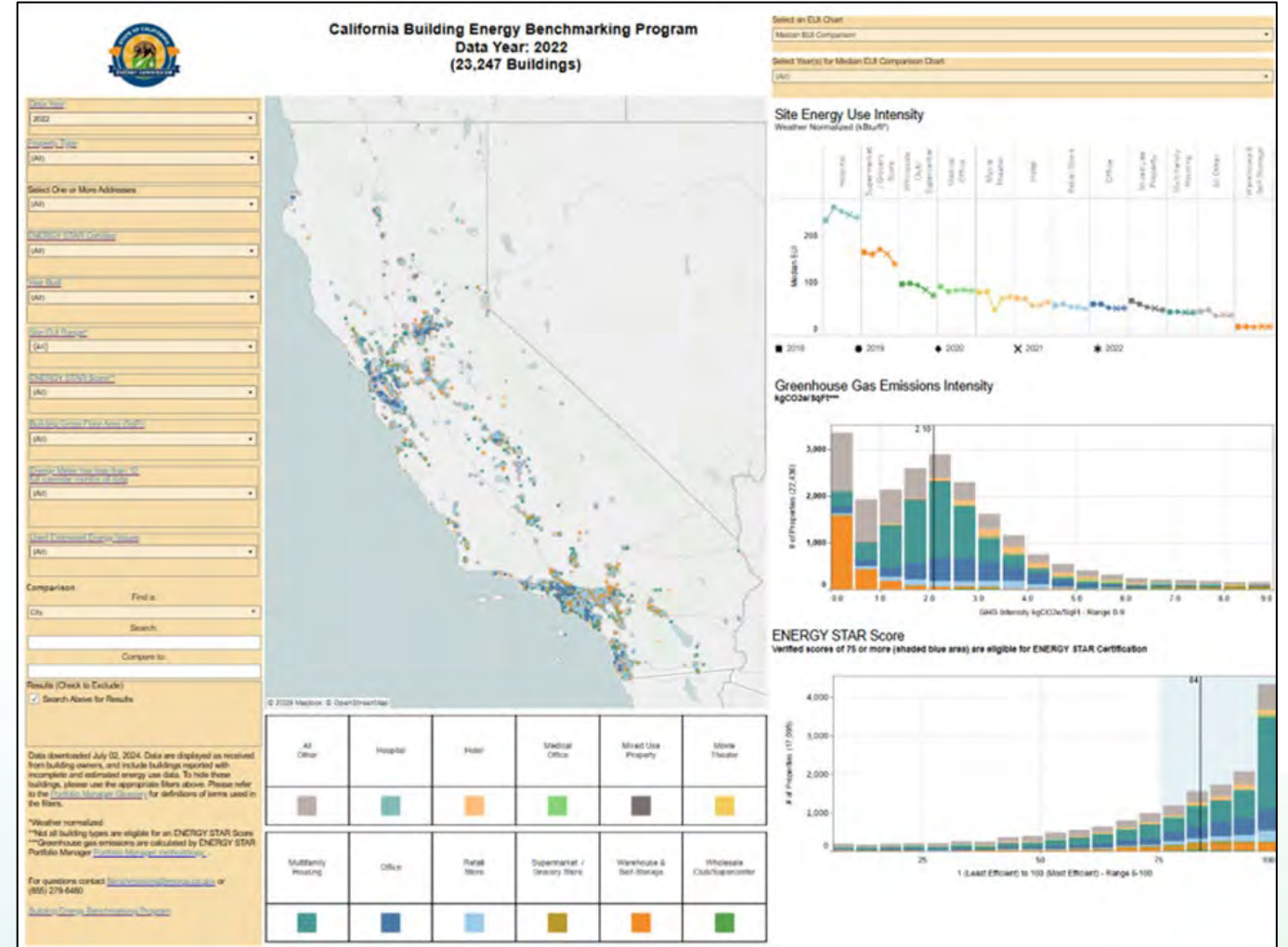
Public Disclosure Dashboard



Benchmarking Dashboard

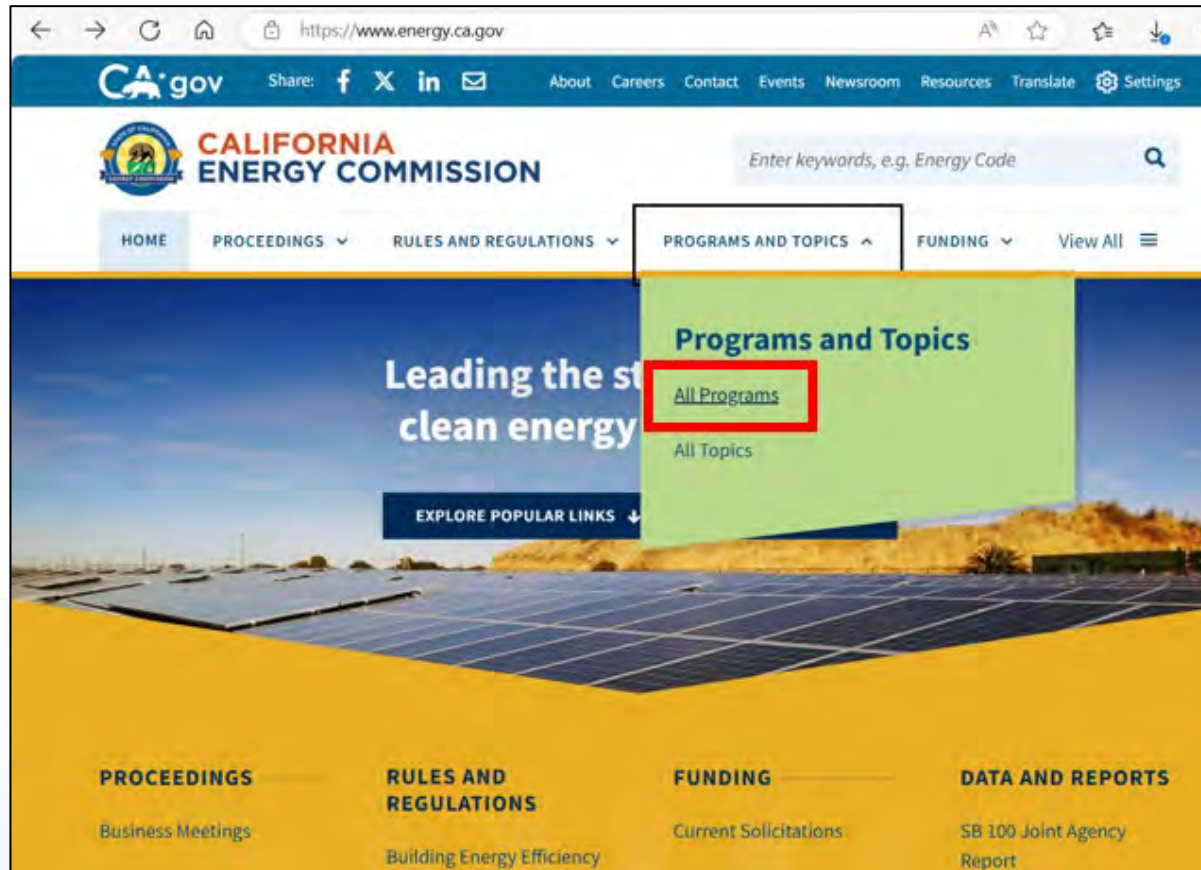
The Purpose

- To publicly disclose all collected energy use data.
- Inform and inspire large building owners to:
 - Efficiently use energy
 - Save money





Benchmarking Dashboard



Locate by navigating to

- www.energy.ca.gov
 - [All Programs](#)
 - [Building Energy Benchmarking Program](#)



Building Energy Benchmarking Program




Benchmarking Dashboard

Once on the web page "Building Energy Benchmarking Program"

Scroll to the bottom to find the links to:

- Public Disclosure Dashboard
- Demonstration Video
- Full list of disclosable buildings

PUBLIC DISCLOSURE DASHBOARD



View, search, and download energy performance information for commercial and multifamily buildings.

[PUBLIC DISCLOSURE DASHBOARD >](#)

[DASHBOARD DEMONSTRATION VIDEO - YOUTUBE >](#)

- [Download submitted 2023 benchmarking information](#)
- [Download submitted 2022 benchmarking information](#)
- [Download submitted 2021 benchmarking information](#)
- [Download submitted 2020 benchmarking information](#)
- [Download submitted 2019 benchmarking information](#)
- [Download submitted 2018 benchmarking information](#)



Benchmarking Dashboard

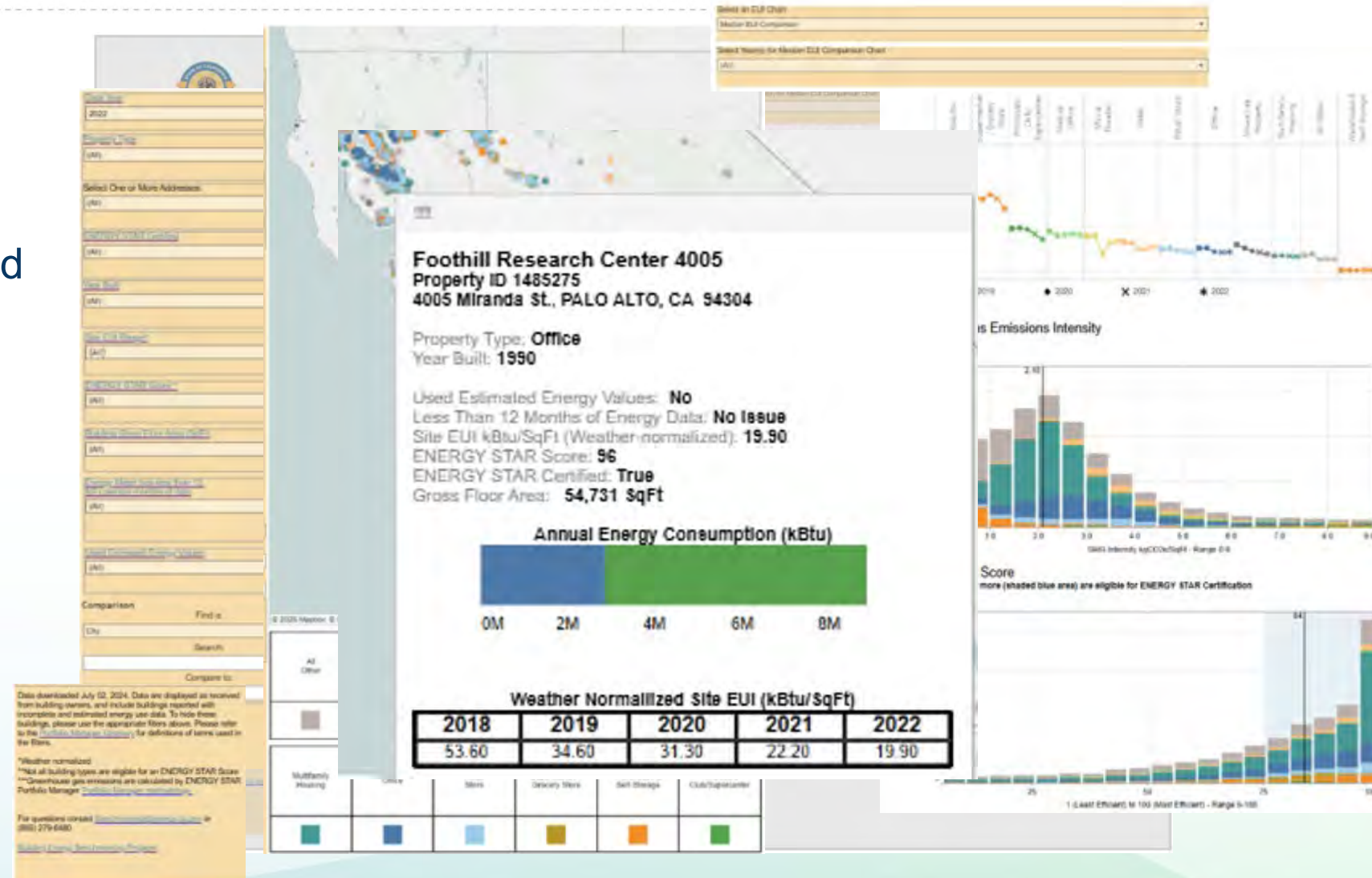
Interactive Dashboard

- Building Filters
- Map & Building Type Legend
- Data Visualizations
 - Visualization Filters

Hover Over

- Building Details

Information links





Data Disclosure

Data information made public

- Building address, building count, latitude : longitude.
- Year built.
- Gross floor area & property floor area (buildings and parking).
- Property or building name.
- ENERGY STAR score for eligible buildings.
- Annual site or source energy use by energy type.
- Annual weather-normalized site or source energy use intensity (EUI).
- Total greenhouse gas emissions.



We Value Your Feedback!

Click on the link in the chat or scan the QR to complete a short survey and help inform future outreach!





Resources

- [CEC Benchmarking Reference Number \(BRN\) Lookup Tool](#)
- [ESPM Utility Benchmarking Program Lookup Wizard](#)
- [How to use ESPM](#)
- [Exempted Local Benchmarking Ordinances](#)
- [Benchmarking Program FAQs](#)
- [Public Benchmarking Dashboard](#)
- [Building Energy Benchmarking Program Resources Center](#)



Contact Information

Benchmarking Program Helpdesk

- Benchmarking@energy.ca.gov
- [\(855\)-279-6460](tel:(855)279-6460) (Monday – Friday 8:00am – 5:00pm)



Live Questions & Answers



Questions & Answers

1. Use the raise hand feature in Zoom
 - Zoom phone controls:
 - *6 – Toggle mute/unmute
 - *9 – Raise hand
 - Introduce yourself by stating your name and affiliation (if any)
2. Type questions in the Q&A box in Zoom:
 - Please provide name and affiliation (if any)

Please note that CEC will provide written responses to questions and post them on the Benchmarking 101 Webinar event page



Thank You!